



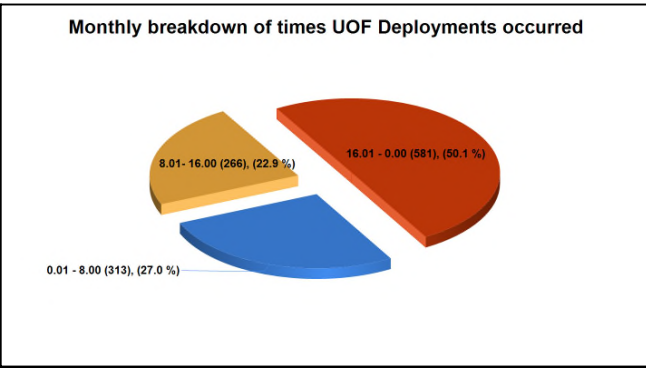
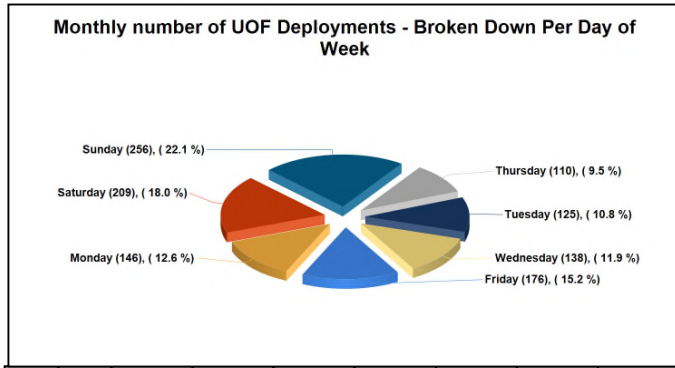
# Reported Use of Force

# March 2024

THIS DOCUMENT IS SELF CONTAINED AND SHOULD NOT BE COMPARED OR LINKED TO OTHER SOURCES. THE INFORMATION IS CORRECT AS OF May 30, 2024 at 6:49:47. PLEASE NOTE THIS IS AN AUTOMATED GENERATED REPORT. Each Incident may contain a number of Use of Force Deployments. This may be due to numerous Garda Members attending the incident or different equipment/tactics being utilised.

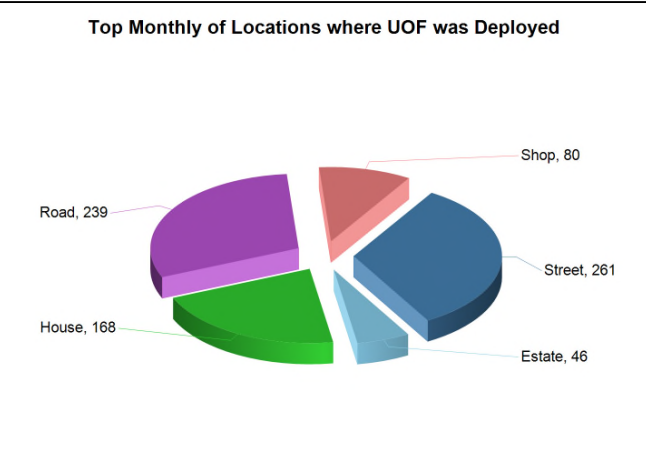
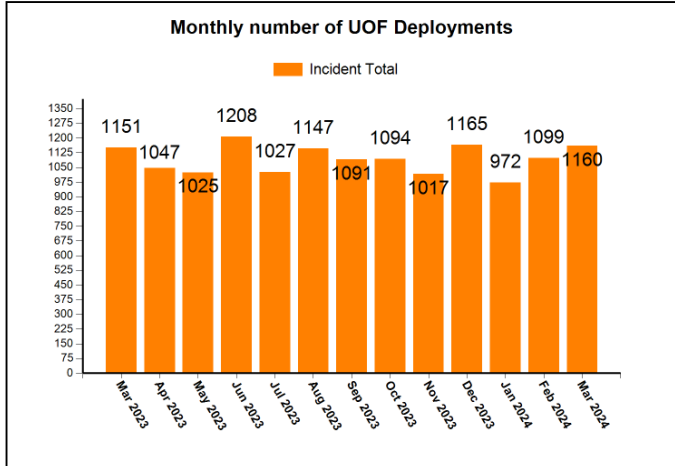
UoF deployments also include locations (breaching tools), animals (angry dog) & vehicles (stinger device)

<b>TOTAL RECORDED USE OF FORCE (INCIDENTS)</b>	<b>Month</b>	<b>1,072</b>	<b>YTD</b>	<b>2,990</b>
<b>TOTAL RECORDED USE OF FORCE (DEPLOYMENTS)</b>	<b>Month</b>	<b>1160</b>	<b>YTD</b>	<b>3231</b>
<b>Number of Incidents on PULSE</b>	<b>Month</b>	<b>123,672</b>	<b>YTD</b>	<b>363,934</b>
<b>% of Incidents involving Use of Force</b>	<b>Month</b>	<b>0.8668%</b>	<b>YTD</b>	<b>0.8216%</b>



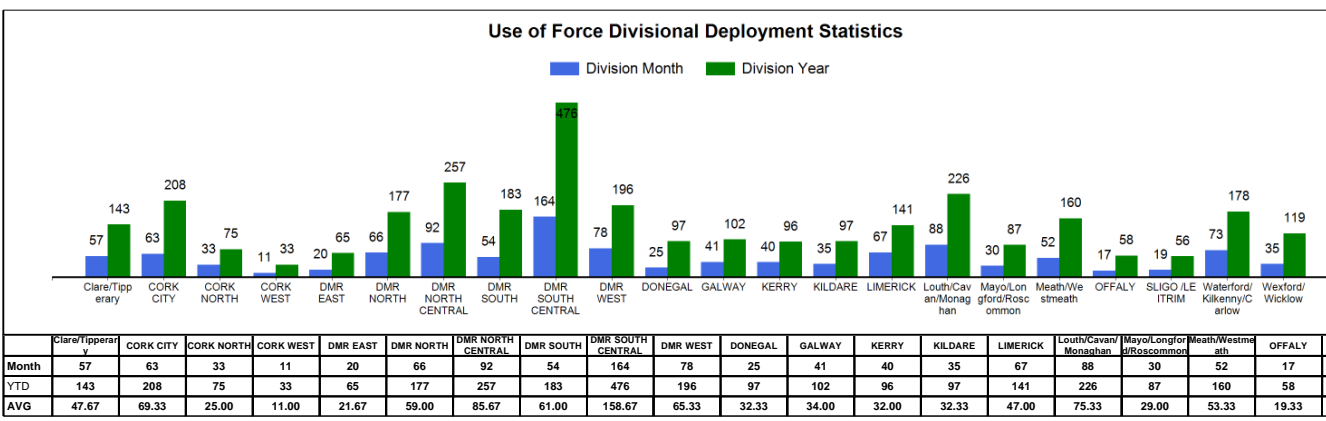
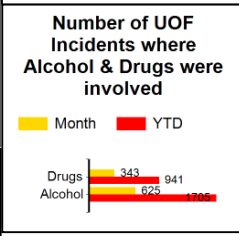
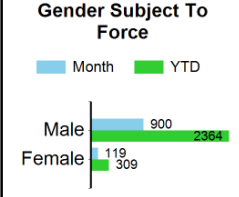
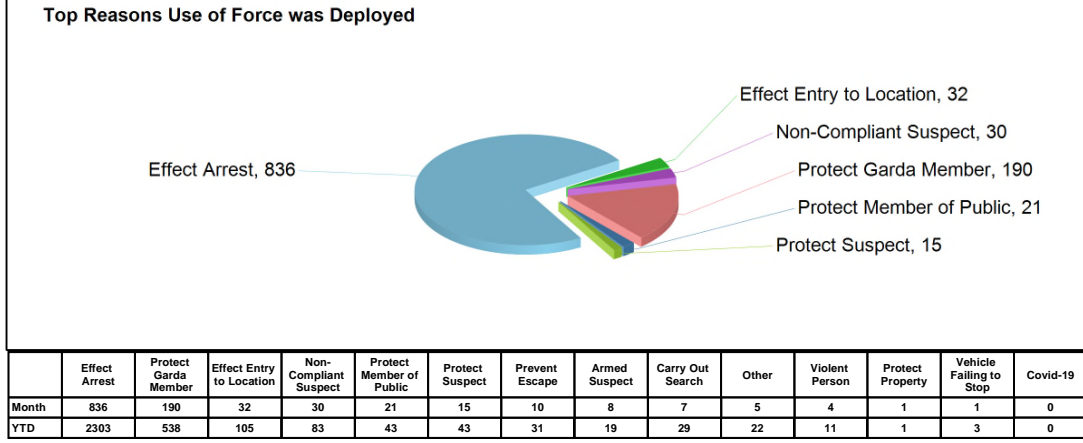
	Sun	Mon	Tue	Wed	Thu	Fri	Sat
2024 YTD	581	444	391	417	416	469	513
2023 YTD	605	397	415	398	414	520	535

	00.01 to 8.00 YTD	8.01 to 16.00 YTD	16.01 to 0.00 YTD
2024	952	752	1527
2023	1026	777	1481



	Mar 2023	Apr 2023	May 2023	Jun 2023	Jul 2023	Aug 2023	Sep 2023	Oct 2023	Nov 2023	Dec 2023	Jan 2024	Feb 2024	Mar 2024
Total	1151	1047	1025	1208	1027	1147	1091	1094	1017	1165	972	1099	1160

	Estate	House	Road	Shop	Street
Total	46	168	239	80	261



**Civilians injured during UoF Incident**

Month: 24, YTD: 80

**Garda Members injured during UoF Incident**

Month: 14, YTD: 58

**Pepper Spray\***

Month: 103, YTD: 314

**Baton (Used)**

Month: 28, YTD: 86

**Handcuffs (Used)**

Month: 1013, YTD: 2771

**Anti Spit Guard (Used)**

Month: 0, YTD: 2

**Unarmed Restraint Used**

Month: 221, YTD: 632

**Taser (Used)**

Month: 4, YTD: 7

**Less Lethal Firearm**

Month: 2, YTD: 4

**Firearm (Used)\*\***

Month: 1, YTD: 1

NOTES: This is operational information which may be subject to change. Previous monthly incident data totals reported may change and affect YTD figures. Use of Force Incidents can be created outside of the monthly parameters. \*Use of Force incidents can include multiple persons subject to force \*\*This report is generated from information contained on the Garda Síochána PULSE system as per report issue date. \*\*\*UoF deployments also include locations (breaching tools), animals (angry dog) & vehicles (stinger device)