



Reported Use of Force

July 2023

THIS DOCUMENT IS SELF CONTAINED AND SHOULD NOT BE COMPARED OR LINKED TO OTHER SOURCES. THE INFORMATION IS CORRECT AS OF May 30, 2024 at 7:13:39. PLEASE NOTE THIS IS AN AUTOMATED GENERATED REPORT. Each Incident may contain a number of Use of Force Deployments. This may be due to numerous Garda Members attending the incident or different equipment/tactics being utilised.

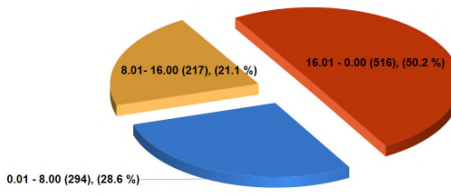
UoF deployments also include locations (breaching tools), animals (angry dog) & vehicles (stinger device)

TOTAL RECORDED USE OF FORCE (INCIDENTS)	Month	969	YTD	7,043
TOTAL RECORDED USE OF FORCE (DEPLOYMENTS)	Month	1027	YTD	7591
Number of Incidents on PULSE	Month	117,758	YTD	834,182
% of Incidents involving Use of Force	Month	0.8229%	YTD	0.8443%

Monthly number of UoF Deployments - Broken Down Per Day of Week

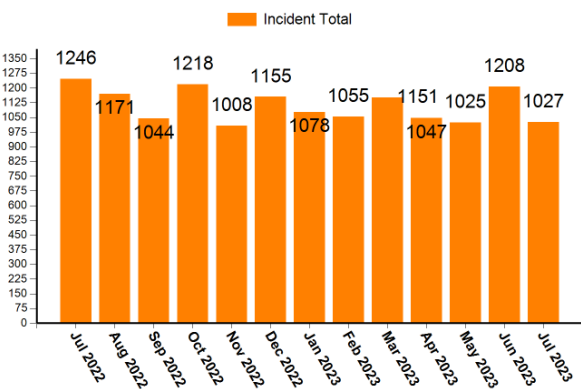


Monthly breakdown of times UoF Deployments occurred

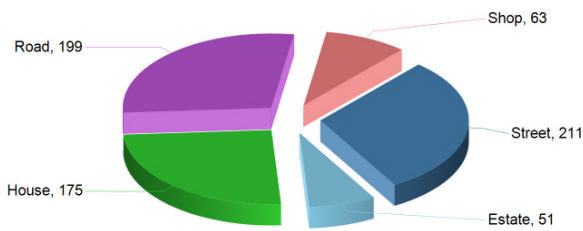


	Sun	Mon	Tue	Wed	Thu	Fri	Sat	00.01 to 8.00 YTD	8.01 to 16.00 YTD	16.01 to 0.00 YTD
2023 YTD	1400	1008	898	952	942	1083	1308	2272	1756	3563
2022 YTD	1749	984	953	987	1045	1204	1602	2682	1735	4107

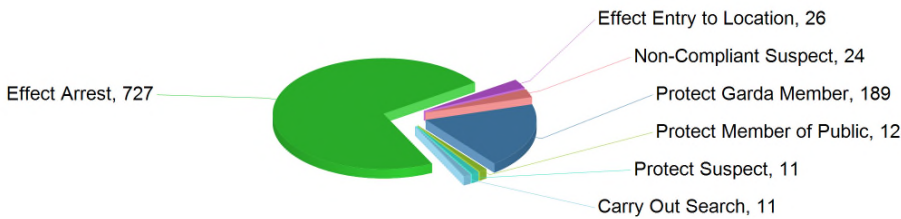
Monthly number of UoF Deployments



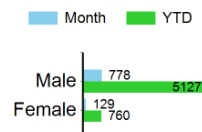
Top Monthly of Locations where UoF was Deployed



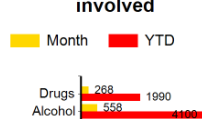
Top Reasons Use of Force was Deployed



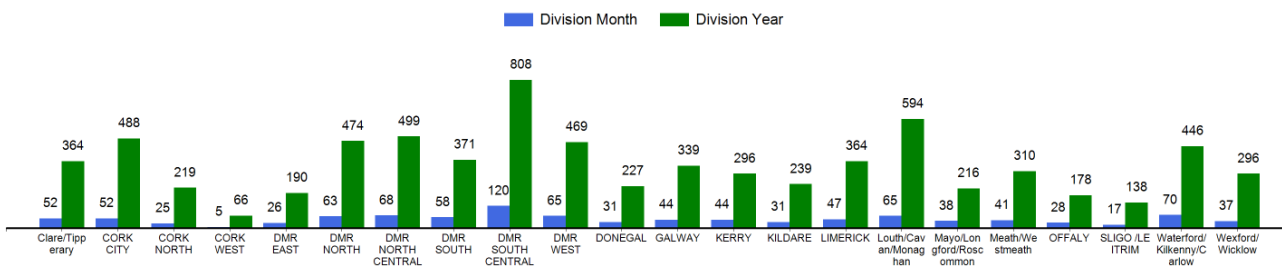
Gender Subject To Force



Number of UoF Incidents where Alcohol & Drugs were involved



Use of Force Divisional Deployment Statistics



	Clare/Tipperary	CORK CITY	CORK NORTH	CORK WEST	DMR EAST	DMR NORTH	DMR NORTH CENTRAL	DMR SOUTH	DMR SOUTH CENTRAL	DMR WEST	DONEGAL	GALWAY	KERRY	KILDARE	LIMERICK	Louth/Cavan/An Monaghan/Roscommon	Mayo/Longford/Roscommon	Meath/Westmeath	OFFALY	SLIGO/LEITRIM	Waterford/Kilkenny/Carlow	Wexford/Wicklow
Month	52	52	25	5	26	63	68	58	120	65	31	44	44	31	47	65	38	41	28	17	70	37
YTD	364	488	219	66	190	474	499	371	808	469	227	339	296	239	364	594	216	310	178	138	446	296
AVG	52.00	69.71	31.29	9.43	27.14	67.71	71.29	53.00	115.43	67.00	32.43	48.43	42.29	34.14	52.00	84.86	30.86	44.29	25.43	19.71	63.71	42.29

Civilians injured during UoF Incident



Garda Members injured during UoF Incident



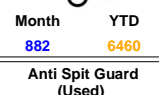
Pepper Spray*



Baton (Used)



Handcuffs (Used)



Anti Spit Guard (Used)



Unarmed Restraint Used




Taser (Used)



Less Lethal Firearm



Firearm (Used)**



NOTES: This is operational information which may be subject to change. Previous monthly incident data totals reported may change and affect YTD figures. Use of Force Incidents can be created outside of the monthly parameters. *Use of Force incidents can include multiple persons subject to force **This report is generated from information contained on the Garda Síochána PULSE system as per report issue date. ***UoF deployments also include locations (breaching tools), animals (angry dog) & vehicles (stinger device)