



Reported Use of Force

September 2023

THIS DOCUMENT IS SELF CONTAINED AND SHOULD NOT BE COMPARED OR LINKED TO OTHER SOURCES. THE INFORMATION IS CORRECT AS OF May 30, 2024 at 7:09:31. PLEASE NOTE THIS IS AN AUTOMATED GENERATED REPORT. Each Incident may contain a number of Use of Force Deployments. This may be due to numerous Garda Members attending the incident or different equipment/tactics being utilised.

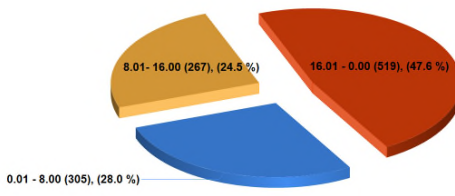
UoF deployments also include locations (breaching tools), animals (angry dog) & vehicles (stinger device)

TOTAL RECORDED USE OF FORCE (INCIDENTS)	Month	1,008	YTD	9,108
TOTAL RECORDED USE OF FORCE (DEPLOYMENTS)	Month	1091	YTD	9829
Number of Incidents on PULSE	Month	121,335	YTD	1,080,345
% of Incidents involving Use of Force	Month	0.8308%	YTD	0.8431%

Monthly number of UoF Deployments - Broken Down Per Day of Week

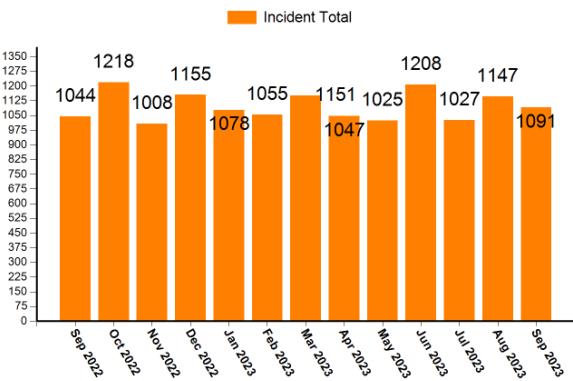


Monthly breakdown of times UoF Deployments occurred

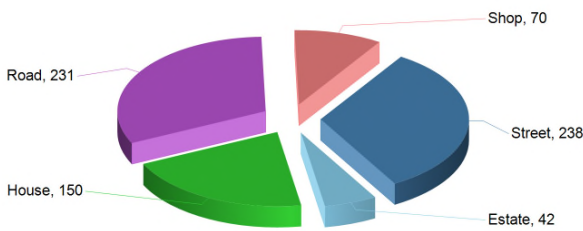


	Sun	Mon	Tue	Wed	Thu	Fri	Sat	00.01 to 8.00 YTD	8.01 to 16.00 YTD	16.01 to 0.00 YTD
2023 YTD	1755	1271	1167	1279	1226	1420	1711	2904	2276	4649
2022 YTD	2147	1285	1228	1277	1323	1532	1947	3373	2239	5127

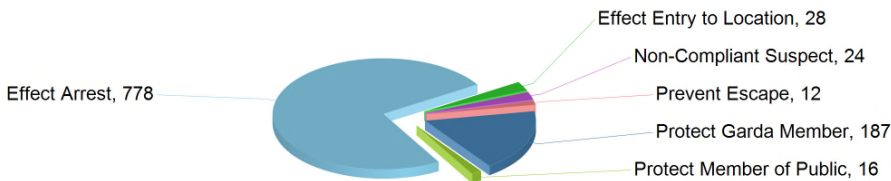
Monthly number of UoF Deployments



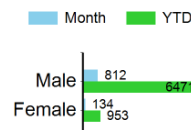
Top Monthly of Locations where UoF was Deployed



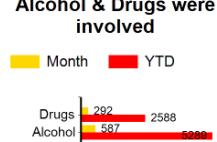
Top Reasons Use of Force was Deployed



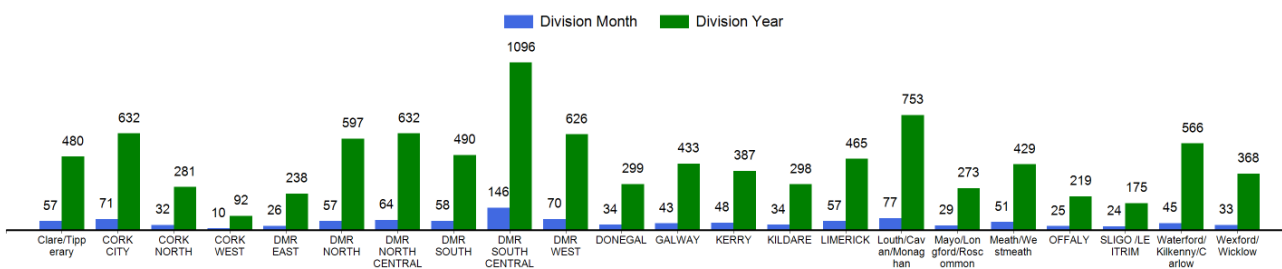
Gender Subject To Force



Number of UoF Incidents where Alcohol & Drugs were involved



Use of Force Divisional Deployment Statistics



	Clare/Tipperary	CORK CITY	CORK NORTH	CORK WEST	DMR EAST	DMR NORTH	DMR NORTH CENTRAL	DMR SOUTH	DMR SOUTH CENTRAL	DMR WEST	DONEGAL	GALWAY	KERRY	KILDARE	LIMERICK	Louth/Cavan/Monaghan	Mayo/Longford/Roscommon	Meath/Westmeath	OFFALY	SLIGO/LEITRIM	Waterford/Kilkenny/Cork/Wicklow	Wexford/Wicklow
Month	57	71	32	10	26	57	64	58	146	70	34	43	48	34	57	29	51	25	24	45	33	
YTD	480	632	281	92	238	597	632	490	1096	626	299	433	387	298	465	753	273	219	175	566	368	
AVG	53.33	70.22	31.22	10.22	26.44	66.33	70.22	54.44	121.78	69.56	33.22	48.11	43.00	33.11	51.67	83.67	30.33	47.67	24.33	19.44	62.89	40.89

Civilians injured during UoF Incident

Month	YTD
23	237

Garda Members injured during UoF Incident

Month	YTD
30	257

Pepper Spray*

Month	YTD
77	768

Baton (Used)

Month	YTD
22	224

Handcuffs (Used)

Month	YTD
923	8362

Anti Spit Guard (Used)

Month	YTD
0	8

Unarmed Restraint Used

Month	YTD
200	1988

Taser (Used)

Month	YTD
4	31

Less Lethal Firearm

Month	YTD
2	6

Firearm (Used)**

Month	YTD
0	1

NOTES: This is operational information which may be subject to change. Previous monthly incident data totals reported may change and affect YTD figures. Use of Force incidents can be created outside of the monthly parameters. *Use of Force incidents can include multiple persons subject to force **This report is generated from information contained on the Garda Síochána PULSE system as per report issue date. ***UoF deployments also include locations (breaching tools), animals (angry dog) & vehicles (stinger device)