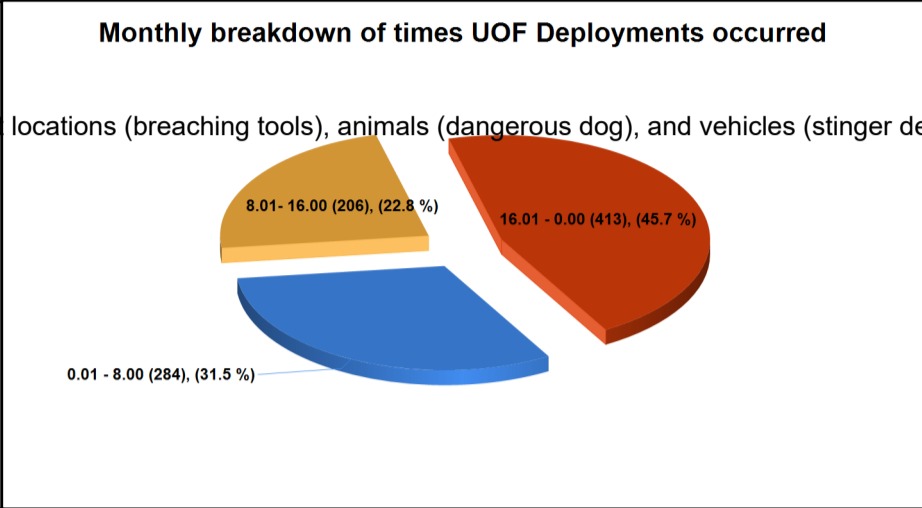
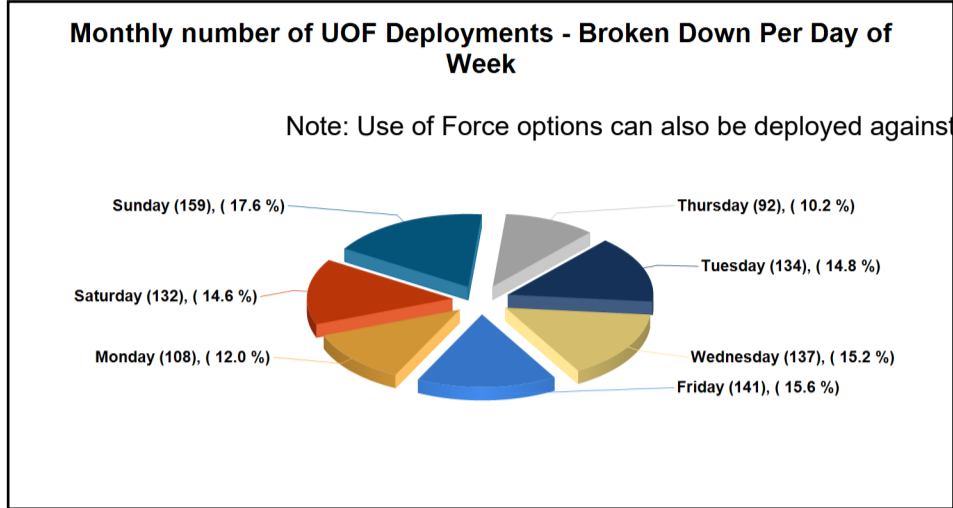




THIS DOCUMENT IS SELF CONTAINED AND SHOULD NOT BE COMPARED OR LINKED TO OTHER SOURCES. THE INFORMATION IS CORRECT AS OF December 6, 2022 at 10:09:52. PLEASE NOTE THIS IS AN AUTOMATED GENERATED REPORT. Each Incident may contain a number of Use of Force Deployments. This may be due to numerous Garda Members attending the incident or different equipment/tactics being utilised..

TOTAL RECORDED USE OF FORCE (INCIDENTS)	Month	836	YTD	11,775
TOTAL RECORDED USE OF FORCE (DEPLOYMENTS)	Month	903	YTD	12590
Number of Incidents on PULSE	Month	101,459	YTD	1,280,977
% of Incidents involving Use of Force	Month	0.8240%	YTD	0.9192%

Note: Use of Force options can also be deployed against locations (breaching tools), animals (dangerous dog), and vehicles (stinger device).



		Sun	Mon	Tue	Wed	Thu	Fri	Sat
2022	YTD	2550	1558	1434	1512	1521	1762	2253
2021	YTD	898	666	590	638	659	693	879

		00.01 to 8.00 YTD	8.01 to 16.00 YTD	16.01 to 0.00 YTD
2022	YTD	3996	2608	5986
2021	YTD	1477	1105	2441

Civilians injured during UOF Incident

Month	YTD
30	296

Garda Members injured during UOF Incident

Month	YTD
16	279

Pepper Spray*

Month	YTD
72	864

Baton (Used)

Month	YTD
16	237

Handcuffs (Used)

Month	YTD
764	10914

Anti Spit Guard (Used)

Month	YTD
0	22

Unarmed Restraint Used

Month	YTD
158	2614

Taser (Used)

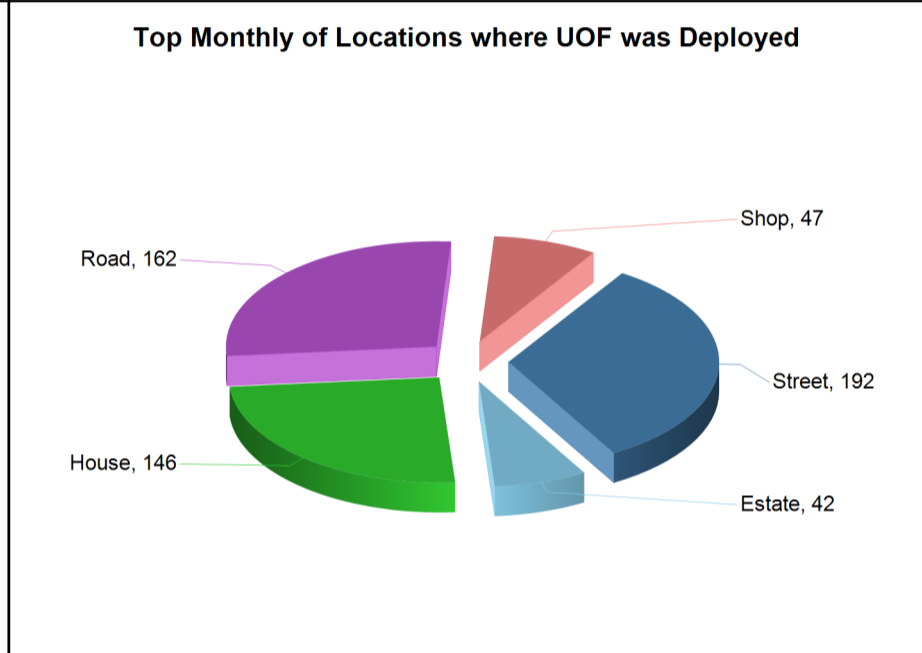
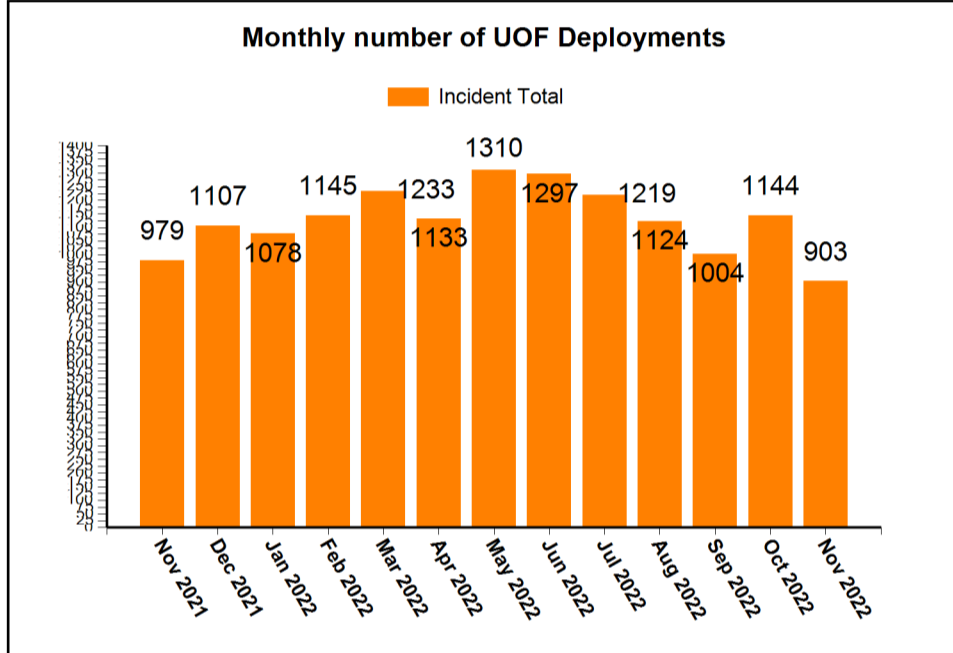
Month	YTD
4	23

Non Lethal Firearm

Month	YTD
0	3

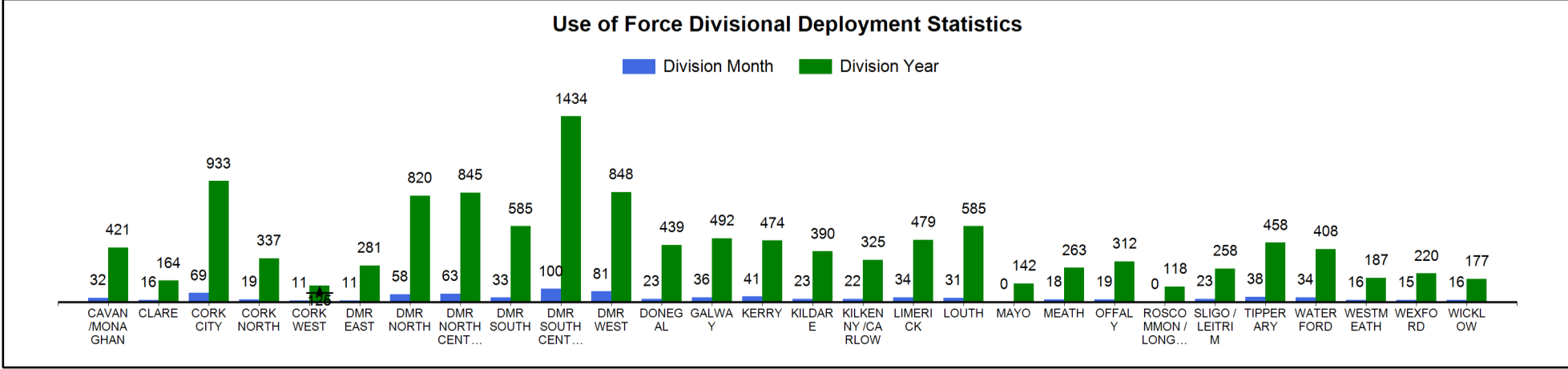

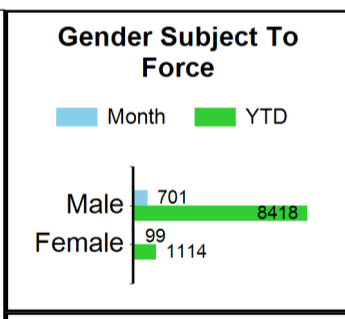
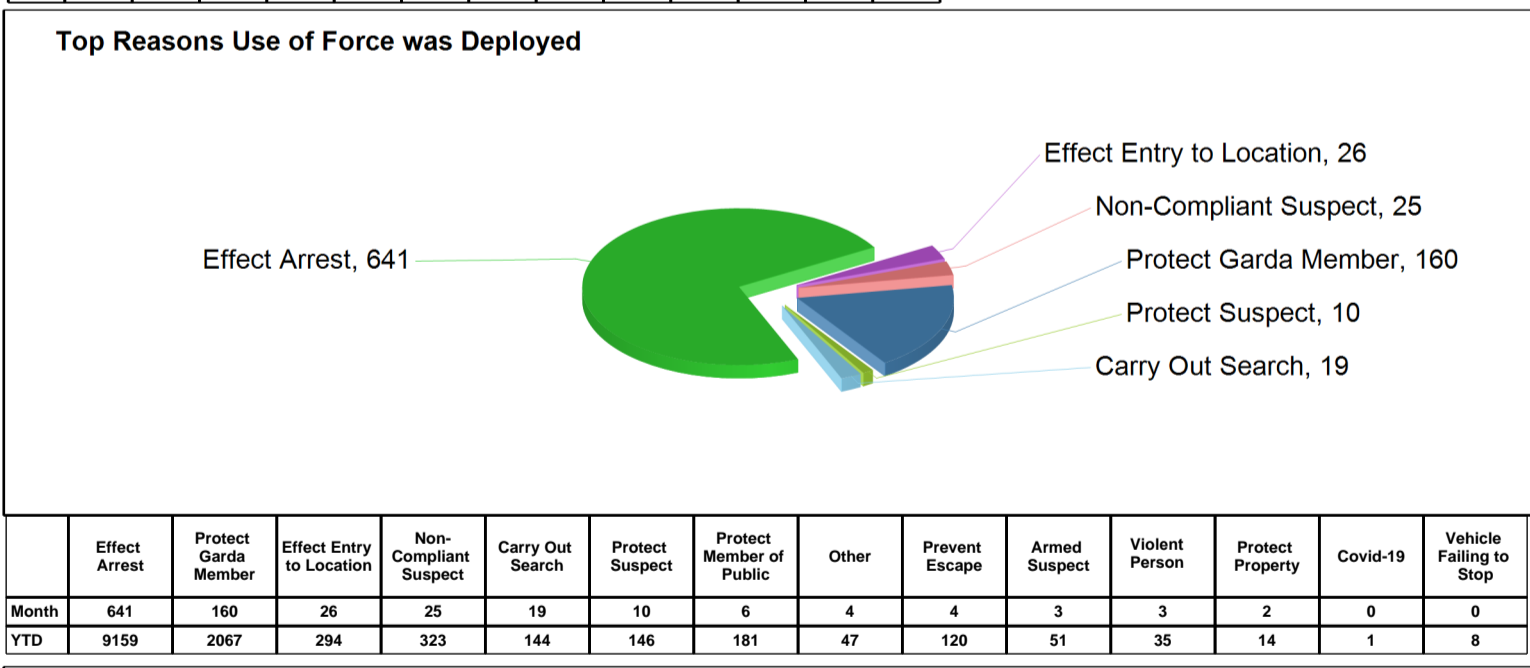
Firearm (Used)**

Month	YTD
0	0



	Nov 2021	Dec 2021	Jan 2022	Feb 2022	Mar 2022	Apr 2022	May 2022	Jun 2022	Jul 2022	Aug 2022	Sep 2022	Oct 2022	Nov 2022
Total	979	1107	1078	1145	1233	1133	1310	1297	1219	1124	1004	1144	903

	Estate	House	Road	Shop	Street
Total	42	146	162	47	192



	CAVAN / MONAGHAN	CLARE	CORK CITY	CORK NORTH	CORK WEST	DMR EAST	DMR NORTH	DMR NORTH CENTRAL	DMR SOUTH	DMR SOUTH CENTRAL	DMR WEST	DONEGAL	GALWAY	KERRY	KILDARE	KILKENNY / CARLOW	LIMERICK	LOUTH	MAYO	MEATH	OFFALY	ROSCOMMON / LONGFORD	SLIGO / LEITRIM	TIPPERARY	WATERFORD	WESTMEATH	WEXFORD	WICKLOW
Month	32	16	69	19	11	11	58	63	33	100	81	23	36	41	23	22	34	31	0	18	19	23	38	34	16	15	16	
YTD	421	164	933	337	125	281	820	845	585	1434	848	439	492	474	390	325	479	585	142	263	312	118	258	458	408	187	220	177
AVG	38.27	14.91	84.82	30.64	11.36	25.55	74.55	76.82	53.18	130.36	77.09	39.91	44.73	43.09	35.45	29.55	43.55	53.18	12.91	23.91	28.36	10.73	23.45	41.64	37.09	17.00	20.00	16.09

NOTES: This is operational information which may be subject to change. Previous monthly incident data totals reported may change and affect YTD figures. Use of Force Incidents can be created outside of the monthly parameters. *Use of Force incidents can include multiple persons subject to force **This report is generated from information contained on the Garda Síochána PULSE system as per report issue date. ***UoF deployments also include locations (breaching tools), animals (angry dog) & vehicles (stinger device)