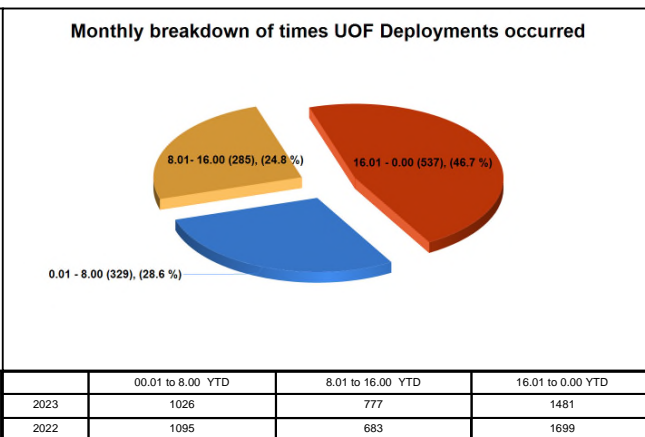
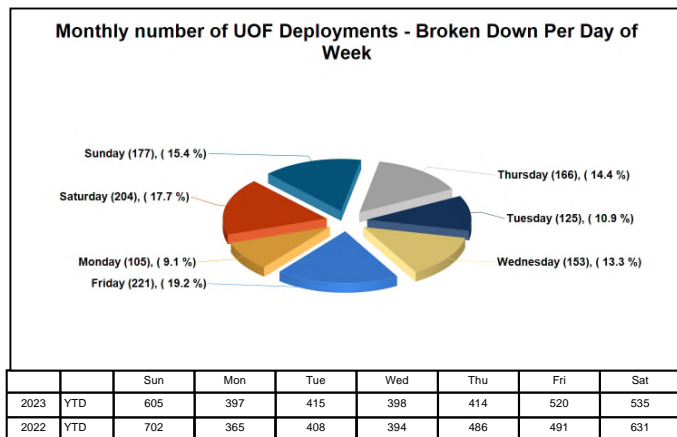




THIS DOCUMENT IS SELF CONTAINED AND SHOULD NOT BE COMPARED OR LINKED TO OTHER SOURCES. THE INFORMATION IS CORRECT AS OF May 30, 2024 at 7:17:55. PLEASE NOTE THIS IS AN AUTOMATED GENERATED REPORT. Each Incident may contain a number of Use of Force Deployments. This may be due to numerous Garda Members attending the incident or different equipment/tactics being utilised.

UoF deployments also include locations (breaching tools), animals (angry dog) & vehicles (stinger device)

TOTAL RECORDED USE OF FORCE (INCIDENTS)	Month	1,066	YTD	3,052
TOTAL RECORDED USE OF FORCE (DEPLOYMENTS)	Month	1151	YTD	3284
Number of Incidents on PULSE	Month	119,126	YTD	353,403
% of Incidents involving Use of Force	Month	0.8949%	YTD	0.8636%



Civilians injured during UoF Incident

Month	YTD
30	80

Garda Members injured during UoF Incident

Month	YTD
29	79

Pepper Spray*

Month	YTD
72	218

Baton (Used)

Month	YTD
29	67

Handcuffs (Used)

Month	YTD
1002	2806

Anti Spit Guard (Used)

Month	YTD
1	1

Unarmed Restraint Used

Month	YTD
242	644

Taser (Used)

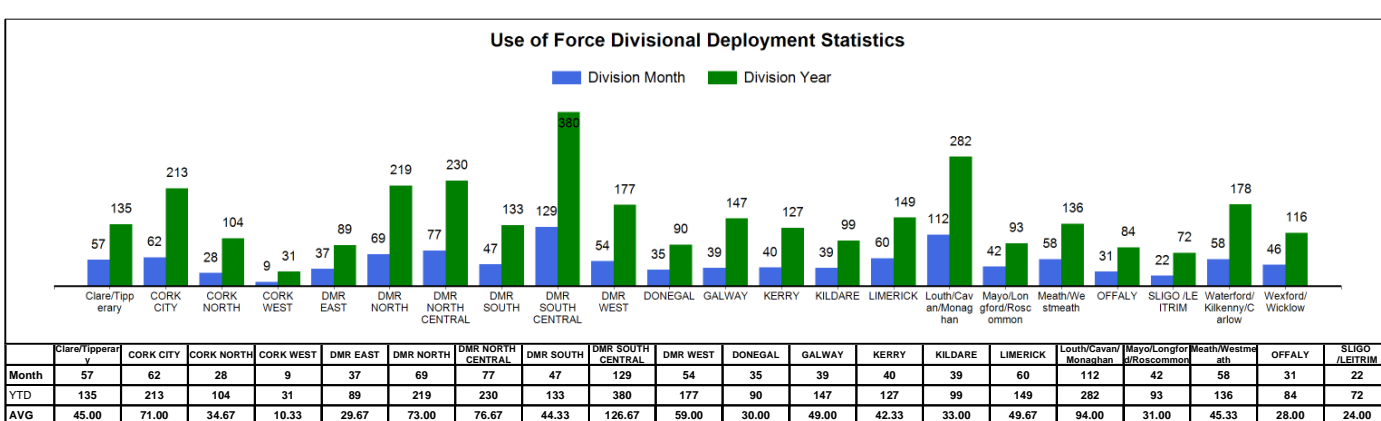
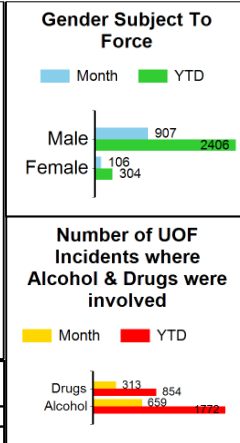
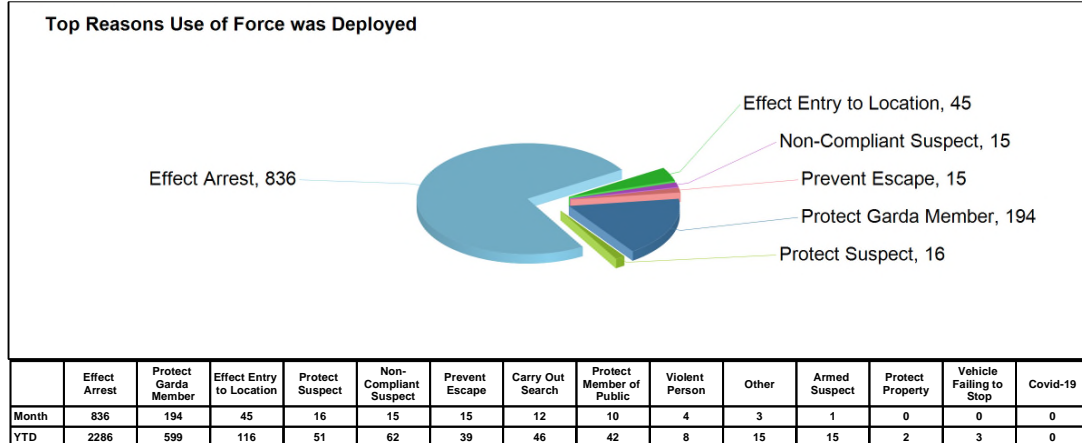
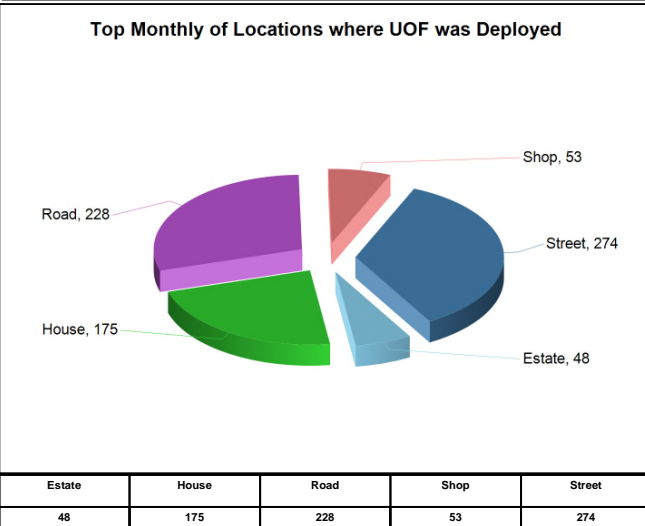
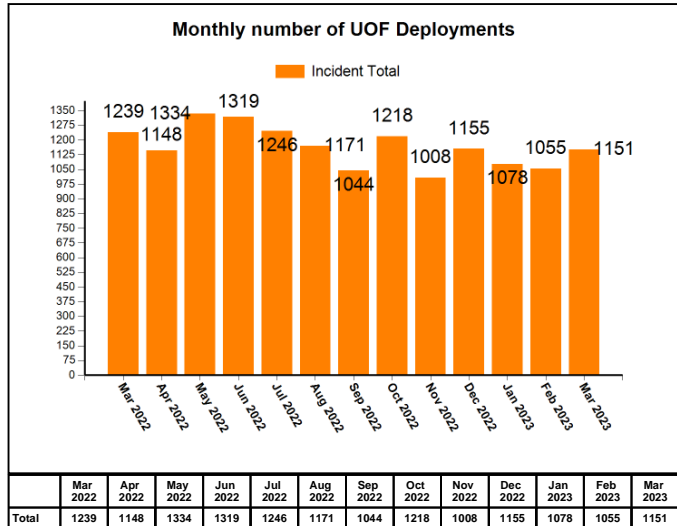
Month	YTD
4	5

Less Lethal Firearm

Month	YTD
1	2

Firearm (Used)**

Month	YTD
0	0



NOTES: This is operational information which may be subject to change. Previous monthly incident data totals reported may change and affect YTD figures. Use of Force incidents can be created outside of the monthly parameters. **Use of Force incidents can include multiple persons subject to force. ***This report is generated from information contained on the Garda Síochána PULSE system as per report issue date. ****UoF deployments also include locations (breaching tools), animals (angry dog) & vehicles (stinger device)