

AGS Crime Incident Data Quality Metrics-June 2022 Update

AGS has created an initial set of data quality metrics which will be published monthly.

These together with our PULSE data quality framework will help provide users of Crime statistics with a confidence level in the quality of the underlying data.

This publication of quality metrics is another important milestone in the implementation of our data quality strategy.

There are four metrics being published at this stage with additional metrics being added during the remainder of 2022. These figures are operational and subject to change.

1. Data Quality Incident Creation. The incident creation process, as outlined the Crime Recording Document, published [here](#), summarises the process for the recording of Crime Incidents. The organisational goal is for the Garda Information Services Centre (GISC) to create > 95% of Crime Incidents. The below metrics show the trend from June 2021 to May 2022 outline the % and numbers of Crime Incidents created at GISC versus locally at Garda stations by Garda Members. Note this figure includes the update to the CAD skeleton Incident. The Crime Counting Rules are not applied to these figures.

As per Graph 1, GISC is currently creating on average 74% of Crime Incidents.

2. Crime Incident Reclassification. The reclassification process, as outlined in the Crime Recording Document, published [here](#), outlines the process for the recording of the reclassification of crime and non-crime incidents. The organisational goal is for the Garda Information Services Centre (GISC) to reclassify all incidents. Note this figure includes crime incidents reclassified and non-crime incidents reclassified to crime incidents. The Crime Counting Rules are not applied to these figures.

As per Graph 2, GISC is currently reclassifying on average 69% of incidents.

3. Crime Incidents Invalidations. Incidents are invalidated in PULSE when they are no longer valid incidents after investigation in line with the Crime Counting rules.

The organisational goal is for the Garda Information Services Centre (GISC) to invalidate all crime incidents. The Crime Counting Rules are not applied to these figures.

As per Graph 3, GISC is currently invalidating on average 55% of incidents.

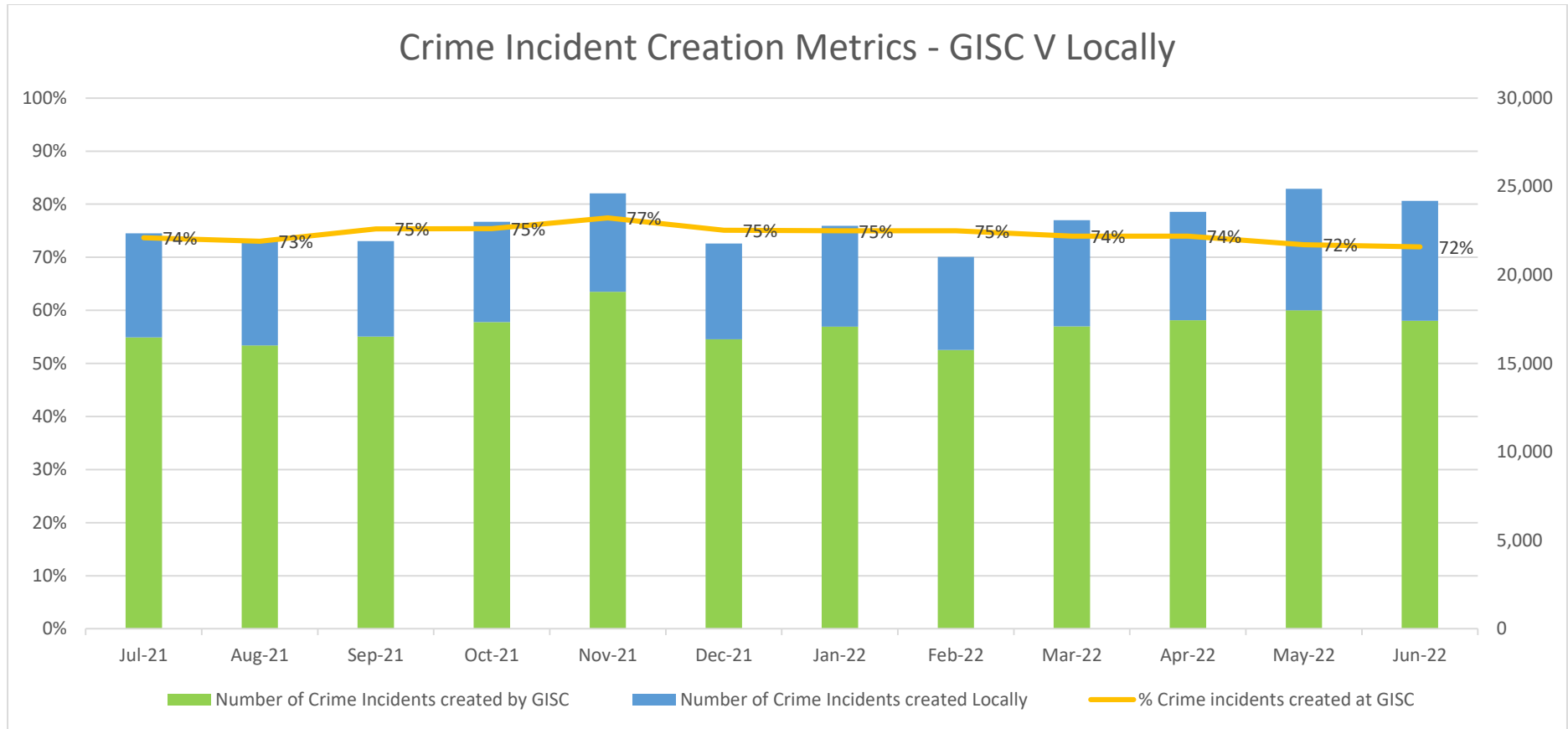
4. Data Quality Assurance Checks on Crime Counting Rules.

GISC implemented a data quality check on sexual offences and fraud incidents to ensure the correct application of crime counting rules in 2018. This data quality assurance check reviews sexual and fraud incidents to ensure the correct application of the crime counting rules and also reviews possible incidents that should have the Crime Counting Rules applied.

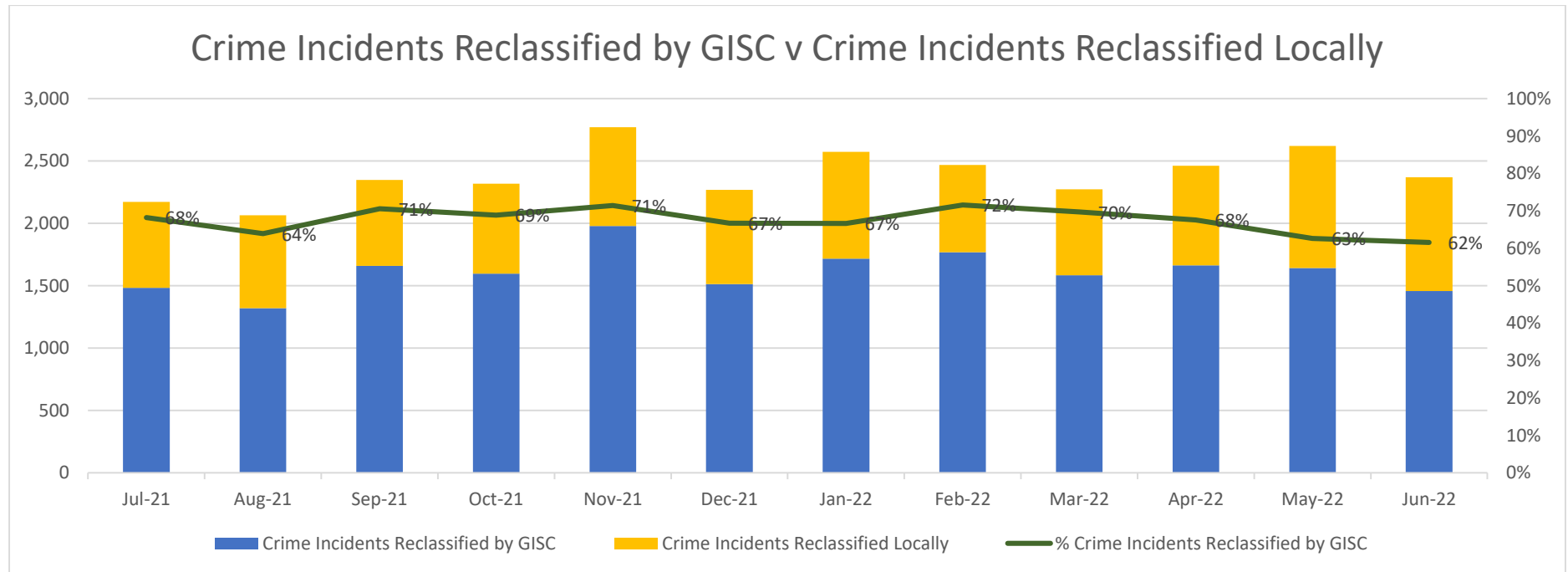
The Crime Counting Rules are not applied to these figures.

As per Graph 4, GISC is currently performing this data quality assurance check for on average 42% of incidents which require this assurance check.

Graph 1: Crime Incident Creation Metrics

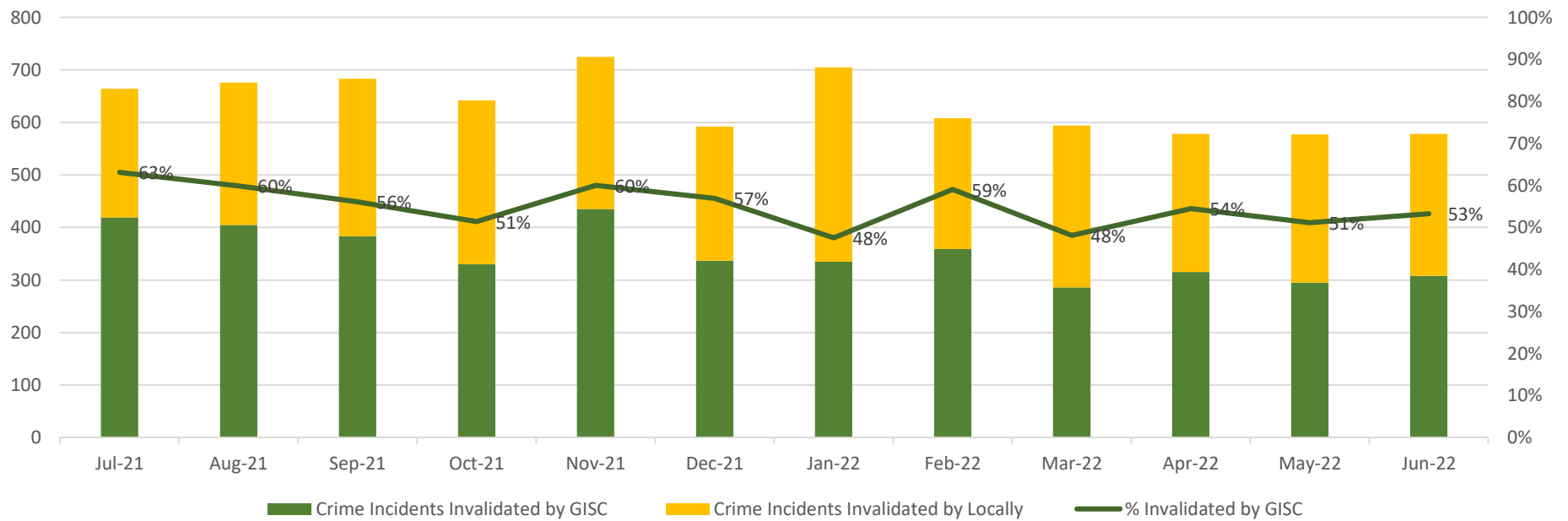


Graph 2: Crime Incidents Reclassified



Graph 3: Crime Incidents Invalidated

Crime Incidents Invalidated by GISC v Crime Incidents Invalidated outside of GISC



Graph 4: Data Quality Assurance Checks on Crime Counting Rules

