



An Garda Síochána

Monthly Report for June 2025 to the Policing and Community Safety Authority

In accordance with Section 133 (1) of the Policing, Security and Community Safety Act, 2024

An Garda Síochána

Oifig an Choimisinéara
An Garda Síochána
Páirc an Fhionnuisce
Baile Átha Cliath 8
D08 HN3X



Luaigh an uimhir tharaghta seo a leanas le do thoil:
Please quote the following ref. number: **CMR_86-53736/25**



Office of the Commissioner
Garda Headquarters
Phoenix Park
Dublin 8
D08 HN3X

Láithreán Gréasáin/ Website:
www.garda.ie

Ríomhpost/E-mail:
commissioner@garda.ie

Ms. Helen Hall
Chief Executive
Policing and Community Safety Authority

RE: Commissioner's Monthly Report to the Policing and Community Safety Authority

Dear Helen,

I am pleased to provide the Commissioner's Monthly Report, outlining the key aspects of the administration and operation of An Garda Síochána for the month of June 2025, in accordance with Section 133(1) of the Policing, Security and Community Safety Act, 2024.

Yours sincerely,

**THELMA WATTERS
CHIEF SUPERINTENDENT
COMMISSIONER'S OFFICE**

25 July 2025

Message from the Commissioner

During the month of June 2025, An Garda Síochána welcomed 120 new recruits, following a passing out ceremony in the Garda College on 6 June 2025. The recruits from Intake 243 have now been deployed to operational responsibilities across the country.

I'm pleased to say that our Garda strength now stands at 14,276, as of 30 June 2025, while Garda Staff strength stands at 3,675. Meanwhile, a further 170 new Garda Trainees have now commenced their training at the Garda College as part of Intake 252.

Also this month, An Garda Síochána launched the Transforming An Garda Síochána 2018-2024 Report, which set out the journey of change and transformation being undertaken by An Garda Síochána in recent years, following publication of the Report of the Commission on the Future of Policing in Ireland (CoFPI) in 2018.

With the publishing of this report, we now close out our journey under the A Policing Service for Our Future reform programme. However, work continues within An Garda Síochána to deliver on key goals which will enable us to grow our capabilities, and ensure we can provide a modern and high-quality community-based policing service to the public.

Work continues in the area of Roads Policing, and this month we conducted an extensive operation over the course of the June Bank Holiday weekend, running from Thursday, 29 May 2025 to Tuesday, 3 June 2025. Over the course of the operation, An Garda Síochána conducted more than 830 Mandatory Intoxicant Testing (MIT) checkpoints. Over 4,000 breath tests and approximately 270 oral fluid tests were carried out, leading to 167 arrests for suspected driving under the influence of an intoxicant. Additionally, almost 3,000 drivers were detected exceeding speed limits throughout the weekend.

Over the entire month of June 2025, 3,946 MIT checkpoints were conducted, where an average of eight arrests were made per day nationally for driving under the influence of drugs and 15 per day for driving under the influence of alcohol.

An Garda Síochána continues to appeal to all road users to never drive under the influence of alcohol or drugs, to slow down and to always choose a speed that is appropriate to the driving conditions, to wear your seatbelt and keep your eyes always on the road.

Drew Harris
Commissioner

1. Financial Expenditure and Receipts

	2025 Allocation €'000	Expenditure/Receipts en June €'000	Remaining July-Dec €'000	Remaining %
Gross Total	2,480,453	1,258,801	1,221,652	49%
Appropriation in Aid (receipts)	113,500	76,683	36,817	32%
Net Total	2,366,953	1,182,118	1,184,835	

An Garda Síochána has a gross allocation for 2025 of €2.48b split between €2.31b operating budget (current) and €173.1m capital expenditure. In addition, €16.59m of capital funding has been carried forward from 2024 into 2025. At the end of June 2025, total gross expenditure is €1.26b (51% of allocation) and receipts are €76.68m (68% of allocated).

- Pay (including College) in June 2025, is €823.21m year to date (YTD), which is €24.71m over the budget profile of €798.50m.
- Non-pay (including College) in June 2025 (YTD) is €139.06m, which is €7.44m under the budget profile of €131.62m.
- Capital in June 2025 (YTD), is €73.31m, which is €15.71m over budget profile of €57.59m (YTD). Note: deferred capital of €16.59m excluded.
- Appropriations in Aid in June 2025 (YTD) of €76.68m is €19.26m over budget profile of €57.42m.

Overall, June 2025 net expenditure is in line with budget profile. However, there has been an overspend in overtime which is under review. In addition, there is overspend in towing expenses, with underspend in superannuation costs, clothing, road traffic equipment along with higher receipts in appropriations in aid.

An Garda Síochána met with the Department of Justice and the Department of Public Expenditure NDP Delivery and Reform in April 2025, as part of the Garda Budgetary Oversight and Resourcing Group, to present the current status on overtime and to discuss the plans to return to the approved budget.

The five largest drivers of overtime year to date are crime investigation (23%), other recurring (19%), court (15%), crime prevention (13%) and briefing time (10%). Court and pre-tour briefing time are not in the direct control of An Garda Síochána management. Proactive management of overtime, including a regional focus, is ongoing with a particular emphasis on the drivers of overtime.

Estate Management

Works continue at Bailieboro, Portlaoise and Newcastle Garda Stations, and are the subject of active engagement between the OPW and An Garda Síochána. In addition, other projects at earlier stages of development, such as the upgrading of PEMS in Drogheda, Tallaght and Naas, are being progressed in conjunction with the OPW. Works are anticipated to commence end of Q3 / early Q4 2025 on the development of new Garda stations at Clonmel and Macroom.

2. People and Development

New Gardaí attested in June 2025

On 6 June 2025, 120 Probationer Gardaí were attested from Intake 243, and enjoyed a lovely day celebrating with family and friends. We were pleased to welcome 170 Garda Trainees to commence their training programme as part of Intake 252.



The strength of Garda personnel is growing

As at 30 June 2025, Garda member strength stood at 14,276, and the Garda Staff strength stood at 3,675. A full breakdown by rank, grade and gender is outlined below.

Garda Member Strengths as at 30 June 2025

Rank	As at 30 June 2025	Male	%	Female	%	WTE
Commissioner	1	1	100	0	0	1
Deputy Commissioner	2	1	50	1	50	2
Assistant Commissioner	7	3	43	4	57	7
Chief Superintendent	48	39	81	9	19	48
Superintendent	162	134	83	28	17	162
Inspector	478	378	79	100	21	478
Sergeant	2,198	1,654	75	544	25	2,196.5
Garda	11,380	7,973	70	3,407	30	11,347
Total	14,276	10,183	71	4,093	29	14,241.5

Of which	As at 30 June 2025	Male	%	Female	%
Career Breaks (incl. ICB)	27	16	59.3	11	40.7
Work-sharing	34.5	0.5	1.4	34	98.6
Secondments (Overseas etc.)	45	29	64	16	36
Maternity Leave	55	0	0	55	100
Unpaid Maternity Leave	34	0	0	34	100
Paternity Leave	15	15	100	0	0
Available Strength	14,065.5	10,122.5	72	3,943	28

Garda Reserves Strength As at 30 June 2025	<i>Total</i>	<i>Male</i>	<i>%</i>	<i>Female</i>	<i>%</i>
	296	229	77	67	23

Garda Staff Strengths as at 30 June 2025

Grade	<i>Total</i>	<i>WTE</i>	<i>Male</i>	<i>%</i>	<i>Female</i>	<i>%</i>
CCO	1	1	0	0	1	100
Executive Director	4	4	1	25	3	75
Chief Medical Officer	1	1	1	100	0	0
Director	2	2	1	50	1	50
PO	31	31	18	58.1	13	41.9
AP	117	116.8	57	48.7	60	51.3
HEO	230	229	89	38.7	141	61.3
AO	19	19	8	42.1	11	57.9
EO	861	851.4	284	33	577	67
CO	2,053	1,988.5	553	26.9	1,500	73.1
Total	3,319	3,243.7	1,012	30.5	2,307	69.5
	<i>Total</i>	<i>WTE*</i>	<i>Male</i>	<i>%</i>	<i>Female</i>	<i>%</i>
Professional/Technical (including Chief Medical Officer)	65	64.8	31	47.7	34	52.3
Administrative ***	3,318	3,242.7	1,011	30.5	2,307	69.5
Industrial/Non Industrial	292	192.8	93	31.8	199	68.2
Total	3,675	3,500.3	1,135	30.9	2,540	69.1
Of which	<i>Total</i>	<i>WTE*</i>	<i>Male</i>	<i>%</i>	<i>Female</i>	<i>%</i>
Maternity Leave	22	22	0	0	22	100
Unpaid Maternity Leave	7	7	0	0	7	100
Paternity Leave	0	0	0	0	0	0
Available Total	3,646	3471.3	1,135	31.1	2,511	68.9

* WTE = Whole time equivalent – Garda Staff work on a number of different work-sharing patterns.

** Garda Staff Headcount is exclusive of Temporary Clerical Officers.

*** Civil Service grades and other administrative posts.

Work Sharing	<i>Total</i>	<i>WTE</i>	<i>Male</i>	<i>%</i>	<i>Female</i>	<i>%</i>
	239	75.5	12	5	227	95

*** *Work-sharing figure excludes industrial/non-industrial staff. Many posts are part-time.*

Career Breaks****	<i>Total</i>	<i>WTE</i>	<i>Male</i>	<i>%</i>	<i>Female</i>	<i>%</i>
	27	27	11	41	16	59

**** *Staff on career breaks are not included in total Garda strengths above.*

3. Corporate Communications

Throughout the month of June 2025, the Office of Corporate Communications continued to communicate internally and externally on a broad range of policing activities undertaken by An Garda Síochána. During this month, we conducted a number of media briefings in support of operational activities across the organisation.

This included the launch of the 'Transforming An Garda Síochána 2018-2024' Report at Garda Headquarters, which included a briefing with Commissioner Drew Harris, Deputy Commissioners Shawna Coxon and Justin Kelly, and Executive Director Eimear Bourke on the report. Operational members also presented during the briefing highlighting improvements made within the organisation over the course of the 'A Policing Service for Our Future' programme.

Other activities of note included an update on the roll-out of electric vehicles in the Garda Fleet at Wexford Garda Station on 4 June 2025; a graduation ceremony at the Garda College, Templemore on 6 June 2025; and the launch of the Donegal Rally Roads Policing Operation with the PSNI on 18 June 2025.

Launch of Transforming An Garda Síochána 2018-2024 Report 9 June 2025



Left: Members of the media attending An Garda Síochána 2018-2024 Report briefing in the Innovation Centre, Garda Headquarters. Right: Media briefing conducted with Commissioner Harris.

The Office of Corporate Communications supported the launch of the Transforming An Garda Síochána 2018-2024 Report by conducting a two stage media event at Garda Headquarters on Monday, 9 June 2025 with senior leadership members and operational personnel.

The media event included a presentation element held in the Innovation Centre where media were provided with an overview of the report and key deliveries, and was followed by a media briefing with the Garda Commissioner. A further element of the event included a display of various Garda assets, including our newly purchased water cannon. Media were invited to view Garda vehicles and equipment and speak with personnel about how these support them in carrying out their policing functions.

A social media video was created to provide greater public awareness of the report, and the positive changes implemented by An Garda Síochána under its reform programme, this was shared across our various social media channels.



Display of Garda Assets at Garda Headquarters at the launch of the Transforming An Garda Síochána 2018-2024 Report.

Roll-out of Electric Vehicles at Wexford Garda Station on 4 June 2025



Assistant Commissioner for the Eastern Region, and Roads Policing and Community Engagement Paula Hilman pictured with Superintendent Jarlath Duffy and members of the Community Policing Team at Wexford Garda Station on 4 June 2025.

The Office of Corporate Communications conducted a media event at Wexford Garda Station to unveil the Wexford/Waterford Garda Division electric vehicle fleet. A total of 24 electric vehicles are now operational within the division, which sees frontline uniformed community policing in the Wexford District now fully electric.

Over 20 of these electric vehicles were on display at Wexford Garda Station for the event along with a bank of chargers. The event served to illustrate An Garda Síochána commitment to introduce electric vehicles and electric vehicle chargers nationally, to compliment petrol and diesel vehicles, and to embrace more sustainable transport solutions.

Intake 243 Attestation at the Garda College, Templemore on 6 June 2025



Commissioner Drew Harris and Garda Christopher Dempsey pictured speaking to media at the attestation ceremony on 6 June 2025.

As An Garda Síochána welcomed 120 new Garda Trainees, the Office of Corporate Communications was involved in promoting the passing out ceremony. This included the issuing of a press release, conducting a live stream from the ceremony, associated photography and video content together with a press briefing with Commissioner Drew Harris and newly attested Gardaí at the Garda College in Templemore.

These activities served to highlight the current strength of personnel in An Garda Síochána; that being a Garda is a job worth doing; and ongoing efforts in the area of recruitment. The event was also attended by the Minister for Justice, Jim O’Callaghan.

Publication:	The Irish Times	Media Cost (€):	20617.2
Date:	Saturday, June 7, 2025	Reach	96,100
Page:	1	Size (Sq. Cm)	332



Family day out When mammy became a garda

Garda Lisa Marie Fitzgerald with five of her six children – Aobhan (7), Tiannagh (6), Savannah (5), Milleigh (3), and Mallaídh Mae (2) – following the Donegal woman’s graduation in Templemore yesterday.

Photograph: Nick Bradshaw



Probationer Garda Lisa Marie Fitzgerald with her children at the graduation ceremony on 6 June 2025, as featured on the front page of the Irish Times.

Garda Press Office Activity

The Garda Press Office operates from 7am-11pm, seven days a week, responding to hundreds of queries, coordinating external communications and media relations, and regularly updating our social media platforms.








This office issued 157 press releases, including 55 missing person appeals in respect of 27 individuals; 21 witness appeals; together with those related to successful operations undertaken by the organisation during the month of June 2025.

Social Media Activities

The Office of Corporate Communications oversees six official social media channels for An Garda Síochána; Facebook, Instagram, TikTok, LinkedIn, X (formerly Twitter) and Bluesky. Within these channels there are 43 separate accounts, including regional Facebook and regional Instagram profiles. There are approximately 2.3million followers across all platforms. These channels are used to promote activity within the organisation, highlighting the good work being done nationwide. These channels are further used to provide key communications to the public on behalf of An Garda Síochána. These communications may include public information regarding traffic disruption, public appeals for information, alerts i.e. Child Rescue Ireland (CRI) alerts and campaigns.

The Office of Corporate Communications measures the success of these communications by capturing:

- The number of followers/individual users who have subscribed to each account.
- The rate of engagement with the account. A high percentage indicates we are producing compelling posts that resonate with our audience. Typically, a good engagement rate is in the region of 1-5%.

Social Media Channel	Number of Followers	Engagement Rate
 Facebook - @AnGardaSíochána	427,872	1.22%
 Facebook – Missing Persons	29,359	1.57%
 Instagram - @GardaInsta	248,206	3.92%
 X- @GardaInfo	298,160	2.19%
 X - @GardaTraffic	631,192	10.96%
 LinkedIn – An Garda Síochána	79,081	10.83%
 TikTok – @GardaInfo	68,489	5.37%

Internal Communications

In June 2025, An Garda Síochána Internal Communications Team delivered seven issues of Newsbeat. The average Newsbeat open rate is 66%, higher than the industry standard open rate of 57.17% for internal newsletters, and the 52.26% average within Government and Public Service organisations.



Newsbeat highlights from June 2025 include:

- Notice issued on Distracted Driving day-of-action which took place on 25 June 2025 nationwide.
- Launch of the Drug Related Intimidation and Violence Engagement (DRIVE) National Awareness Campaign.
- A notice on the annual Garda Public Attitudes Survey (PAS), which seeks the views of a sample of adults and young people on issues relating to An Garda Síochána, crime and policing in Ireland.

4. Operating Model

Following the implementation of the Operating Model in the Kildare/Carlow Division on 11 May 2025, all 21 divisions are now operating under the Operating Model Four Functional Area structures (Business Services, Performance Assurance, Crime and Community Engagement).

The four Regional Offices have commenced implementation of standardised processes:

Wave 1 – Performance Assurance

Wave 2 – Finance and Logistics

Wave 3 – General Administration

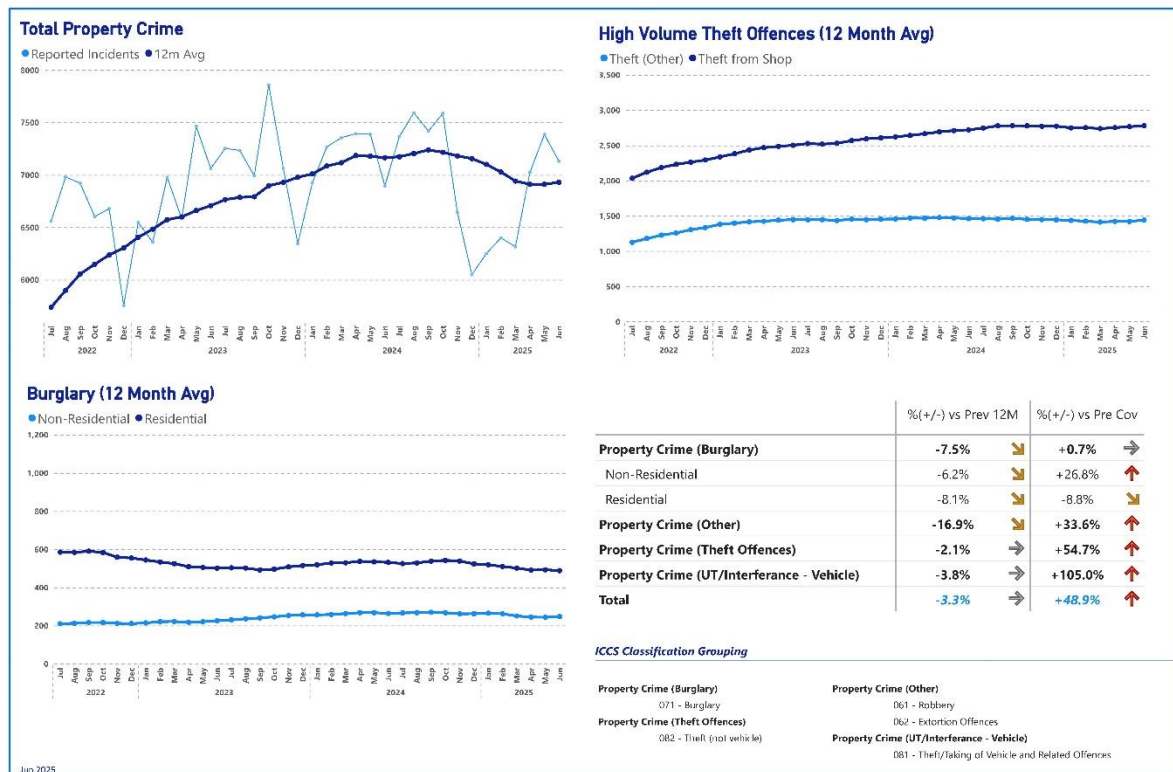
Wave 4 – the HR processes will commence in early course across all four Regional Offices.

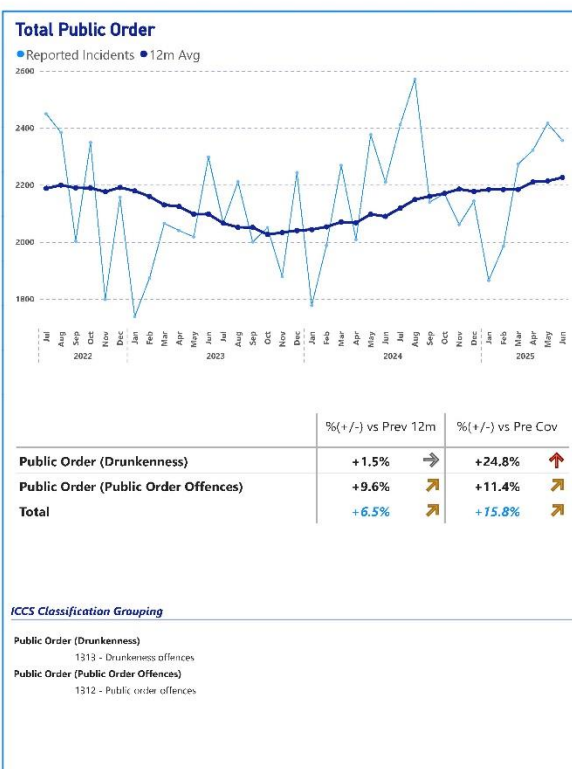
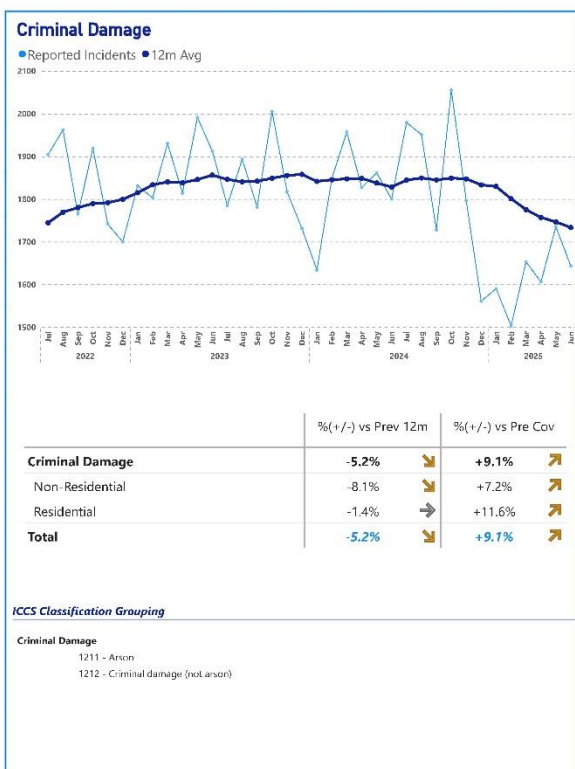
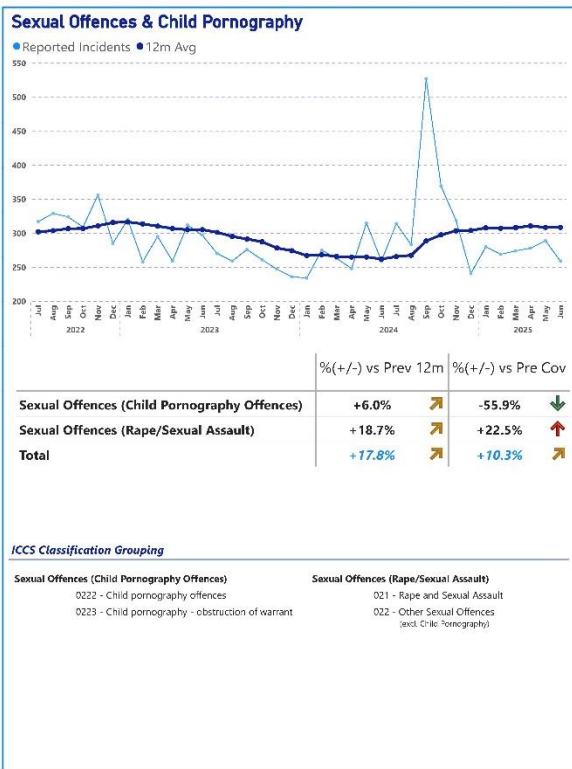
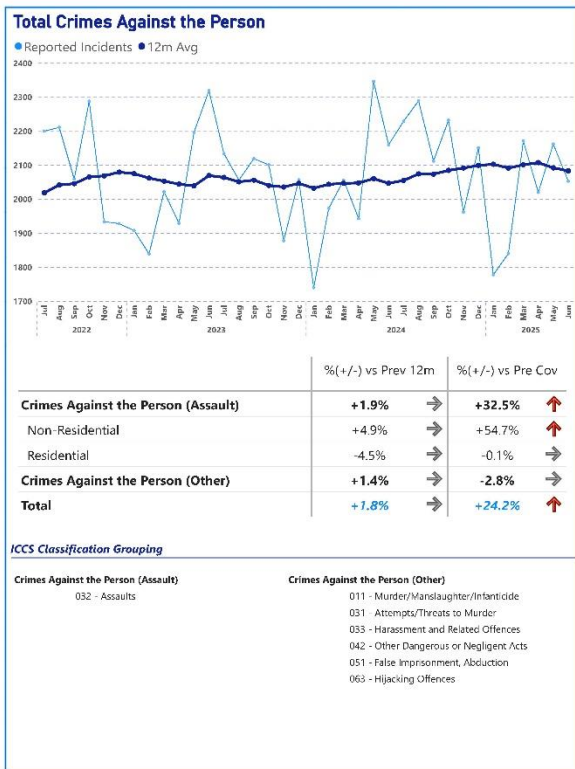
National functions have been engaged and presented with a common 'national blueprint design'. All functions have been requested to formally feedback on the blueprints.

5. Crime Trends

Crime Trends

The Garda Síochána Analysis Service closely monitors crime trends, and disseminates analysis on a regional and divisional basis. This feeds directly into planning operational activities aimed at reducing and preventing crime. Crime incident figures and the associated trends are based on provisional data, and are subject to change following review. The CSO publications represent the official crime statistics. These are carried in the CSO's quarterly publications of crime trends and in their annual reports.





Use of Force June 2025

Category	June 2025
Total UOF for Month	1,112
Civilians Injured	20
Garda Members Injured	14
Pepper Spray Deployed	113
Batons	22
Handcuffs	1,041
Anti-spit guard	1
Unarmed Restraint	169
Taser	3
Less Lethal Firearm	2
Firearm	0
Gender Subject to Force – Male	877
Gender Subject to Force – Female	141
Drugs Involved	292
Alcohol Involved	656
Division with highest level UOF – DMR South Central	217
Percentage of UOF Deployments occurring Friday, Saturday and Sunday	48%

6. Policing Challenges

Demonstrations

An Garda Síochána continue to provide a policing response, including traffic management, to protests nationally. The Israel/Palestine conflict, and anti-immigration/housing of refugees, continue to be the main themes of protests/demonstrations. Of the total number of protests and demonstrations, 76 were held across the DMR during June 2025, with two arrests made for public order offences. The largest protest comprised of 4,000 people attending an anti-immigration demonstration at the Garden of Remembrance, Parnell Square, Dublin.

Table 1 - Demonstration (Non Crime) - 2025YTD

Region	2025 YTD
Dublin Region	413
Eastern Region	71
North Western Region	44
Southern Region	100
Total	628

Table 2 - Demonstration (Non Crime) – June 2025

Region	June 2025
Dublin Region	79
Eastern Region	16
North Western Region	5
Southern Region	19
Grand Total	119

Policing at Events

The planning for, resourcing and policing of major events continues to provide a challenge in terms of policing resources. June marked a particularly busy month for policing, security and traffic management in the Dublin Metropolitan Region. In addition to a number of sporting and cultural events, there were a number of concerts at venues across the city and summer social events, including the series of concerts in Malahide Castle and the Aviva stadium.

Roads Policing

An Garda Síochána continues to respond to road safety challenges. In June 2025, 13 people died in fatal collisions. There were 90 serious injury collisions reported in June 2025.

An Garda Síochána continues to implement the 30-minute roads policing initiative which was introduced in April 2024, to increase visibility on our roads. In June 2025, there were 3,946 MIT checkpoints conducted.

There was an average of eight arrests per day nationally for driving under the influence of drugs, 15 per day for driving under the influence of alcohol and there were more than 2,800 vehicles seized under the provisions of Section 41 of the Road Traffic Act, in June 2025.

	June 2025
Mobile Phone FCNs	1,928
Seatbelt FCNs	464
Intercept Speed FCNs	2,855
Non-Intercept Speed FCNs	10,800
Total Speed FCNs	13,655
Driving While Intoxicated*	682
Driving While Intoxicated - alcohol as a factor	449
Driving While Intoxicated - drugs as a factor	233
Driving While Intoxicated – alcohol & drugs as a factor	21

Section 41 Detentions		June 2025
Vehicle Detained (Sc. 41 RTA)**		2,808
Vehicle Detained (Sc. 41 RTA) - no ins.		1,574
Vehicle Detained (Sc. 41 RTA) - no tax		969
Vehicle Detained (Sc. 41 RTA) - no NCT		454
Vehicle Detained (Sc. 41 RTA) - unaccompanied learner drivers		539

MIT Checkpoints - Breath/Oral Fluid Tests		June 2025
MIT Checkpoints - Breath Tests performed		14,297
MIT Checkpoints - Oral Fluid Tests performed		810

* Driving While Intoxicated excludes incidents of type 'Driver Under the Limit (No Offence Disclosed)' and 'In Charge Under The Limit (No Offence Disclosed)'.

** It is important to note that vehicles may be detained under S.41 of the Road Traffic Act for more than one reason.

Information contained in this section is based upon operational data from the Pulse and FCPS systems as was available on 03/07/2025 (07/07/2025 for FCPS) and is liable to change. Crime counting rules were not applied.

7. Community Engagement

Bord Bia Bloom Festival 2025

Gardaí from the Garda National Community Policing Unit and the Garda National Community Engagement Bureau organised a stand at An Bord Bia Bloom Festival 2025 over the June Bank Holiday weekend to promote the work of An Garda Síochána. The stall featured an array of interactive activities designed to appeal to visitors of all ages. The popular Garda cut-out stand, designed to foster positive interactions with Gardaí, drew enthusiastic responses from families. There was representation from the Garda National Cyber Crime Bureau and the Garda National Economic Crime Bureau, offering crime prevention advice. The Garda Band provided a performance at the Bloom stage, much to the delight of the crowds attending. The Garda Mounted Unit provided a presence at the event and assisted with positive engagement with visitors to the Garda stand.

The festival also served as a platform to display An Garda Síochána commitment to modernisation and sustainability, featuring a fleet of new vehicles which included An Garda Síochána Dublin Castle Roads Policing BikeSafe initiative. There was also a proof of concept tri-city motorbike currently being considered by An Garda Síochána, emphasising the organisations' efforts to explore ways for effective policing capabilities. Additionally, the Garda Community Engagement Van was on site, symbolising An Garda Síochána dedication to enhancing community outreach and accessibility. This van is customised to serve as a mobile hub for public interaction, providing information on safety, crime prevention and community programmes. An Garda Síochána presence at Bloom not only showcased their diverse and innovative approaches to policing but also reinforced their role as an integral part of the community, dedicated to building trust and ensuring public confidence.

Garda National Crime Prevention Unit's Presentation to the HSE

On 18 and 25 June 2025, the Garda National Crime Prevention Unit presented to the HSE and its members on crime prevention and personal safety. This presentation provided crime prevention advice to staff nearing retirement within the HSE. Examples of topics covered within the presentation are personal safety, home security and online safety. This is a continuing monthly commitment with members of the National Crime Prevention Unit and the HSE. This commitment has afforded an additional opportunity for An Garda Síochána to engage with our communities, providing practical crime prevention tips and information.

Director of the Diversion Programme (GNYDB) attends Safe Futures Project in Lisbon.

From 19 – 20 June 2025, the Director of the Diversion Programme, Garda National Youth Diversion Bureau attended the kick-off event of the project titled "Safe Futures: Promising Approaches, Opportunities and Barriers for Interventions to Prevent Youth Recruitment and Participation in European Drugs Markets", at the European Union Drugs Agency in Lisbon, Portugal. Safe Futures is a new European Union Drugs Agency funded project by the Research Evidence into Policy Programmes and Practice project (REPPP) Team, University of Limerick which is bringing together policymakers, researchers, law enforcement agencies and practitioners from across Europe to collaborate in a new community of practice. The overall purpose of the project is to enhance drug-related crime prevention efforts in Europe by:

- Establish a multi-disciplinary and jurisdictional community of practice to support and contribute to the project activities.
- Conduct a desk review of literature on interventions, initiatives and evaluations.
- Identify and review existing examples of practices and interventions.
- Identify critical success factors and barriers to development and implementation of interventions.
- Develop a conceptual framework and model to inform development and implementation of interventions.

Quarterly Meeting with the Garda Divisional Diversity Inspectors

On 23 June 2025, the Garda National Diversity Unit (GNDU) facilitated a quarterly meeting with the Garda Divisional Diversity Inspectors. A representative of the Traveller Mediation Service (TMS) was in attendance and the main topics on the agenda were as follows:

- Update from GNDU on developments since the Diversity Conference in February 2025.
- Traveller Mediation Service – Presentation and Q&A.
- Local diversity related issues.
- Sharing of local initiatives/best practice.

New Canine Dog in the North Western Region

On 9 June 2025, the North Western Region received a new canine dog “Gunner” who attended his first checkpoint on-duty. Gunner joined Garda members at a Mandatory Intoxicant Testing (MIT) checkpoint, where they detected two drivers that tested positive at the roadside for the presence of drugs. One vehicle was seized for having no insurance, while several other drivers were issued with fines and penalty points for a range of road traffic offences. The objective of this high-visibility policing activity is to promote awareness, deter drug use, search for drugs and deter both driving under the influence of alcohol, and driving under the influence of drugs.



New North Western Region's new canine dog "Gunner"

Appendix – Roads Policing Enforcement May 2024 – June 2025

Mobiles	May-24	Jun-24	Jul-24	Aug-24	Sep-24	Oct-24	Nov-24	Dec-24	Jan-25	Feb-25	Mar-25	Apr-25	May-25	Jun-25	Monthly Average	Current Month v Average
Clare/Tipperary	127	121	97	118	127	133	84	62	111	135	108	103	128	102	111	-
Cork City	110	96	74	78	83	103	79	47	175	69	97	97	82	51	89	-
Cork County	162	98	113	126	102	102	93	53	116	92	98	81	75	100	101	-
D.M.R. Eastern	40	33	30	51	57	46	56	44	39	74	79	78	84	36	53	-
D.M.R. North Central	102	68	90	113	76	75	55	45	69	58	94	106	71	73	78	-
D.M.R. Northern	96	96	126	95	74	152	96	58	97	82	155	127	94	91	103	-
D.M.R. South Central	83	50	37	92	84	73	104	80	87	96	100	92	84	56	80	-
D.M.R. Southern	113	57	85	77	61	82	76	69	100	130	146	168	110	90	97	-
D.M.R. Western	145	92	121	161	107	190	160	123	164	143	147	165	118	126	140	-
Donegal	14	37	17	25	24	27	21	14	22	10	19	11	26	27	21	+
Galway Div	120	114	139	117	79	86	75	99	172	141	159	171	120	142	124	+
Kerry	72	74	102	101	56	145	80	25	78	86	74	55	89	94	81	+
Kildare/Carlow	192	176	160	103	155	240	146	150	201	150	203	208	150	223	176	+
Laois/Offaly	71	55	73	57	60	91	60	30	66	58	81	68	47	111	66	+
Limerick	112	87	109	140	125	129	67	50	89	40	75	88	72	77	90	-
Louth/Cavan/Monaghan	111	74	162	85	91	85	78	36	65	59	67	70	78	109	84	+
Mayo/Roscommon/Longford	156	71	160	129	79	96	80	67	106	119	108	109	103	98	106	-
Meath/Westmeath	106	84	96	96	79	69	39	28	100	110	105	109	82	65	83	-
Sligo/Leitrim	28	23	23	21	28	44	7	10	39	10	18	10	13	4	20	-
Waterford/Kilkenny	153	161	101	107	109	103	59	74	98	99	106	148	145	130	114	+
Wexford/Wicklow	123	89	96	88	86	103	63	46	96	124	130	100	82	87	94	-
	2236	1756	2011	1980	1742	2174	1578	1210	2090	1885	2169	2164	1722	1892	1901	-

Drink-Driving	May-24	Jun-24	Jul-24	Aug-24	Sep-24	Oct-24	Nov-24	Dec-24	Jan-25	Feb-25	Mar-25	Apr-25	May-25	Jun-25	Monthly Average	Current Month v Average
Clare/Tipperary	9	16	23	17	27	15	22	29	23	16	21	18	18	19	20	-
Cork City	18	14	22	18	21	21	11	29	20	20	25	23	18	14	20	-
Cork County	25	31	30	43	27	35	38	34	22	31	26	30	28	38	31	+
D.M.R. Eastern	3	4	8	8	10	7	5	9	11	3	5	6	4	3	6	-
D.M.R. North Central	16	9	13	6	6	8	11	13	12	10	15	17	17	11	12	-
D.M.R. Northern	15	26	15	13	15	19	21	12	18	14	20	15	21	15	17	-
D.M.R. South Central	7	11	8	12	10	23	11	19	10	23	17	14	12	12	14	-
D.M.R. Southern	8	7	13	9	8	14	7	13	21	12	19	20	13	12	13	-
D.M.R. Western	23	31	24	21	27	19	19	31	26	21	26	21	23	27	24	+
Donegal	18	27	21	28	29	23	16	23	12	18	33	20	25	32	23	+
Galway Div	43	18	31	31	33	24	30	34	17	27	33	29	36	38	30	+
Kerry	24	21	17	16	15	27	22	17	26	20	21	15	19	19	20	-
Kildare/Carlow	21	29	16	30	28	36	21	29	29	26	31	37	41	28	29	-
Laois/Offaly	18	13	7	12	20	26	12	16	15	13	9	5	9	11	13	-
Limerick	16	7	7	12	10	10	14	21	7	17	14	12	11	11	12	-
Louth/Cavan/Monaghan	33	32	23	33	19	33	39	34	31	22	40	26	37	38	31	+
Mayo/Roscommon/Longford	34	21	19	22	24	24	28	22	17	16	20	27	24	26	23	+
Meath/Westmeath	32	22	16	23	21	17	16	22	14	15	30	25	30	34	23	+
Sligo/Leitrim	3	16	12	3	7	9	3	6	12	12	13	9	10	11	9	+
Waterford/Kilkenny	25	12	17	15	21	21	14	21	10	20	25	19	19	21	19	+
Wexford/Wicklow	23	24	19	26	15	26	20	24	16	16	28	17	13	29	21	+
	414	391	361	398	393	437	380	458	369	372	471	405	438	449	410	+

Vehicle Detained (Sec.41 RTA)	May-24	Jun-24	Jul-24	Aug-24	Sep-24	Oct-24	Nov-24	Dec-24	Jan-25	Feb-25	Mar-25	Apr-25	May-25	Jun-25	Monthly Average	Current Month v Average
Clare/Tipperary	100	81	71	66	98	85	75	76	71	99	116	88	103	88	87	+
Cork City	213	126	120	136	114	96	85	148	113	123	119	137	126	128	127	-
Cork County	122	96	111	121	104	94	82	64	75	75	103	110	114	105	98	+
D.M.R. Eastern	55	42	36	68	41	54	43	41	44	57	59	66	67	76	54	+
D.M.R. North Central	155	141	88	138	125	135	103	110	149	143	144	158	131	165	135	+
D.M.R. Northern	275	268	222	171	146	264	181	124	169	139	265	256	223	210	208	+
D.M.R. South Central	169	171	173	172	148	245	170	154	204	256	263	179	182	125	187	-
D.M.R. Southern	237	166	250	203	186	201	169	170	243	180	269	201	210	193	206	-
D.M.R. Western	421	335	350	384	308	411	357	303	419	379	447	396	375	336	373	-
Donegal	57	78	43	60	51	44	52	40	55	45	68	46	55	87	56	+
Galway Div	130	110	141	141	131	107	89	87	100	125	143	153	135	138	124	+
Kerry	77	61	49	63	62	64	39	45	63	52	72	52	71	64	60	+
Kildare/Carlow	181	155	178	181	134	183	135	137	145	148	187	206	164	153	163	-
Laois/Offaly	111	80	76	86	93	82	58	49	53	62	65	63	56	79	72	+
Limerick	145	107	127	145	111	133	123	111	82	91	103	108	116	122	116	+
Louth/Cavan/Monaghan	166	119	173	141	144	157	131	120	122	124	142	157	133	160	142	+
Mayo/Roscommon/Longford	99	84	82	84	74	91	84	60	54	76	78	91	106	98	83	+
Meath/Westmeath	169	102	129	123	93	90	97	101	91	107	133	143	121	168	119	+
Sligo/Leitrim	48	32	37	30	35	30	34	36	46	40	59	47	52	25	39	-
Waterford/Kilkenny	98	73	57	85	82	107	67	88	81	107	105	119	118	137	95	+
Wexford/Wicklow	162	152	158	124	105	103	74	76	102	115	159	153	190	151	130	+
	3190	2579	2671	2722	2385	2776	2248	2140	2481	2543	3099	2929	2612	2808	2656	+

Seatbelts	May-24	Jun-24	Jul-24	Aug-24	Sep-24	Oct-24	Nov-24	Dec-24	Jan-25	Feb-25	Mar-25	Apr-25	May-25	Jun-25	Monthly Average	Current Month v Average
Clare/Tipperary	40	51	27	31	69	45	23	17	21	35	43	20	31	28	34	-
Cork City	33	25	23	21	30	11	12	18	10	10	24	20	12	6	18	-
Cork County	32	36	22	43	20	19	26	12	11	10	21	29	32	31	25	+
D.M.R. Eastern	5	4	37	12	10	6	4	0	13	11	13	19	20	8	12	-
D.M.R. North Central	32	29	40	33	17	25	23	23	18	20	38	41	23	33	28	+
D.M.R. Northern	22	28	22	22	13	34	17	19	8	12	28	21	28	14	21	-
D.M.R. South Central	12	12	12	19	15	12	17	24	17	23	25	26	12	10	17	-
D.M.R. Southern	15	18	14	12	10	16	9	20	35	20	61	43	45	43	26	+
D.M.R. Western	24	24	37	48	14	21	25	33	21	29	24	29	33	24	28	-
Donegal	9	35	8	10	12	20	18	6	8	11	13	6	4	5	12	-
Galway Div	39	32	21	43	24	23	21	36	32	24	37	36	14	17	29	-
Kerry	35	19	26	36	17	31	34	26	28	25	32	21	18	19	26	-
Kildare/Carlow	33	34	26	22	23	23	31	15	14	23	31	23	32	21	25	-
Laois/Offaly	44	25	23	16	26	20	20	15	19	13	11	7	27	29	21	+
Limerick	30	28	36	75	45	34	31	13	27	53	18	27	16	32	33	-
Louth/Cavan/Monaghan	35	13	45	36	15	25	33	7	19	21	17	16	25	16	23	-
Mayo/Roscommon/Longford	43	19	13	13	16	18	15	13	12	11	26	30	23	23	20	+
Meath/Westmeath	55	28	35	53	24	22	16	12	7	28	30	26	20	7	26	-
Sligo/Leitrim	8	6	2	9	9	9	7	2	4	2	6	7	9		6	-
Waterford/Kilkenny	39	36	17	23	35	31	28	34	22	22	25	38	34	33	30	+
Wexford/Wicklow	49	36	49	44	60	26	22	19	53	33	66	64	95	57	48	+
National Total	634	538	535	621	504	471	432	364	399	436	589	549	519	90	477	-

Drug-Driving	May-24	Jun-24	Jul-24	Aug-24	Sep-24	Oct-24	Nov-24	Dec-24	Jan-25	Feb-25	Mar-25	Apr-25	May-25	Jun-25	Monthly Average	Current Month v Average
Clare/Tipperary	10	13	6	6	7	11	10	11	5	17	13	12	11	14	10	+
Cork City	13	8	9	8	13	8	13	9	5	15	12	10	8	6	10	-
Cork County	24	20	14	18	17	25	17	14	9	12	19	11	20	12	17	-
D.M.R. Eastern	2	1	2	3	4	4	4	4	1	1	6	3	0	2	3	-
D.M.R. North Central	3	7	9	7	14	10	15	12	10	18	16	19	5	5	11	-
D.M.R. Northern	5	6	8	8	4	12	1	5	7	5	3	4	5	2	5	-
D.M.R. South Central	12	10	7	12	7	7	16	13	10	13	7	12	6	11	10	-
D.M.R. Southern	5	3	10	6	7	7	7	9	9	11	3	7	6	3	7	-
D.M.R. Western	13	6	18	10	16	16	16	20	17	11	20	14	11	11	14	-
Donegal	19	25	9	12	12	14	8	12	17	11	13	27	12	33	16	+
Galway Div	8	7	13	18	11	12	9	13	8	19	24	16	23	17	14	+
Kerry	11	11	13	13	7	11	13	10	12	5	18	16	9	11	11	-
Kildare/Carlow	12	14	13	21	11	15	10	22	22	17	24	32	26	17	18	-
Laois/Offaly	8	11	7	7	7	12	1	6	6	9	6	2	9	5	7	-
Limerick	15	12	12	13	6	16	7	7	11	12	14	9	14	10	11	-
Louth/Cavan/Monaghan	15	13	16	21	9	17	12	11	10	13	21	13	5	12	13	-
Mayo/Roscommon/Longford	15	10	14	14	11	6	15	9	8	10	6	13	10	12	11	+
Meath/Westmeath	10	6	7	6	11	4	4	12	4	5	6	9	4	11	7	+
Sligo/Leitrim	11	10	8	7	7	13	19	11	8	15	17	19	13	15	12	+
Waterford/Kilkenny	12	25	14	15	9	15	18	24	12	13	12	25	20	17	17	-
Wexford/Wicklow	9	18	11	15	16	14	11	13	20	12	14	16	23	7	14	-
	232	236	220	240	206	249	226	247	211	244	274	289	269	233	241	-

Vehicle Detained (Sec.41 RTA) - no ins.	May-24	Jun-24	Jul-24	Aug-24	Sep-24	Oct-24	Nov-24	Dec-24	Jan-25	Feb-25	Mar-25	Apr-25	May-25	Jun-25	Monthly Average	Current Month v Average
Clare/Tipperary	56	60	52	51	73	63	46	54	44	59	75	55	69	57	58	-
Cork City	106	66	57	74	80	50	39	82	58	71	67	85	69	60	69	-
Cork County	57	53	58	58	60	62	47	38	30	45	54	55	60	65	53	+
D.M.R. Eastern	23	19	16	28	27	33	19	18	14	32	30	27	29	30	25	+
D.M.R. North Central	88	82	49	84	59	72	58	59	82	86	80	83	65	74	73	+
D.M.R. Northern	166	163	133	115	106	152	117	83	99	72	139	148	132	130	125	+
D.M.R. South Central	89	93	97	109	82	117	93	78	111	125	137	102	82	51	98	-
D.M.R. Southern	139	108	140	125	109	130	88	90	128	108	166	95	105	103	117	-
D.M.R. Western	253	211	209	203	176	240	220	208	249	221	247	212	179	175	215	-
Donegal	43	54	32	42	37	31	36	31	34	36	53	36	31	47	39	+
Galway Div	95	93	105	99	96	83	57	71	73	90	86	101	95	94	88	+
Kerry	41	32	22	42	33	43	24	29	42	34	55	29	41	44	37	+
Kildare/Carlow	126	96	97	101	88	97	84	74	78	91	94	127	96	92	96	-
Laois/Offaly	75	54	45	49	54	49	37	31	30	36	43	50	35	38	45	-
Limerick	113	68	95	101	78	100	97	70	68	64	65	81	68	75	82	-
Louth/Cavan/Monaghan	119	78	114	102	102	93	92	82	71	84	101	106	73	97	94	+
Mayo/Roscommon/Longford	69	56	64	60	57	72	59	41	33	44	51	57	68	71	57	+
Meath/Westmeath	109	68	91	89	69	62	53	58	62	71	90	109	71	107	79	+
Sligo/Leitrim	32	17	19	16	22	19	16	27	30	24	33	34	30	12	24	-
Waterford/Kilkenny	50	33	31	46	39	57	31	51	43	62	54	62	49	69	48	+
Wexford/Wicklow	88	92	72	71	68	57	44	49	51	76	86	86	93	83	73	+
	1937	1596	1598	1665	1515	1682	1357	1324	1430	1531	1806	1740	1508	1574	1590	-

Intercept Speed	May-24	Jun-24	Jul-24	Aug-24	Sep-24	Oct-24	Nov-24	Dec-24	Jan-25	Feb-25	Mar-25	Apr-25	May-25	Jun-25	Monthly Average	Current Month v Average
Clare/Tipperary	484	390	312	396	369	292	216	233	189	345	397	301	332	304	326	-
Cork City	271	152	72	201	86	135	61	56	80	82	149	105	81	52	113	-
Cork County	371	312	289	332	297	298	210	166	153	209	328	352	261	190	269	-
D.M.R. Eastern	69	63	147	139	82	98	103	129	118	240	289	287	227	150	153	-
D.M.R. North Central	14	25	34	70	26	28	42	9	33	70	42	74	74	29	41	-
D.M.R. Northern	284	136	98	169	86	244	119	61	65	80	214	218	140	104	144	-
D.M.R. South Central	50	11	20	37	29	31	33	11	26	26	51	35	32	10	29	-
D.M.R. Southern	163	73	116	68	131	78	86	93	59	163	102	145	110	80	105	-
D.M.R. Western	243	294	224	279	194	152	154	143	88	223	417	257	233	123	216	-
Donegal	74	64	83	93	53	127	125	95	34	56	68	86	76	82	80	+
Galway Div	220	264	204	150	180	124	172	149	110	237	211	278	186	106	185	-
Kerry	127	124	185	174	148	204	190	73	137	192	184	125	112	173	153	+
Kildare/Carlow	273	160	223	194	203	176	141	155	139	179	319	446	318	215	224	-
Laois/Offaly	253	158	113	164	135	111	90	71	70	130	169	165	130	138	136	+
Limerick	197	142	207	265	177	95	94	110	108	186	204	316	187	80	169	-
Louth/Cavan/Monaghan	220	178	225	279	123	129	138	76	84	207	145	222	168	205	171	+
Mayo/Roscommon/Longford	162	223	191	231	189	165	195	198	118	165	253	188	210	109	193	-
Meath/Westmeath	214	149	146	162	107	139	82	38	104	153	132	139	153	101	130	-
Sligo/Leitrim	81	44	30	46	86	73	34	34	32	29	20	73	49	33	47	-
Waterford/Kilkenny	432	391	311	258	234	217	175	220	171	312	313	501	334	301	298	+
Wexford/Wicklow	261	227	193	196	183	195	174	229	161	258	264	322	345	251	233	+
	4563	3580	3423	3903	3118	3111	2634	2349	2079	3542	4271	4635	3535	2836	3399	-

MIT Checkpoints - Breath Tests	May-24	Jun-24	Jul-24	Aug-24	Sep-24	Oct-24	Nov-24	Dec-24	Jan-25	Feb-25	Mar-25	Apr-25	May-25	Jun-25	Monthly Average	Current Month v Average
Clare/Tipperary	874	801	702	530	481	638	539	870	458	690	1145	1083	1118	946	777	+
Cork City	1073	769	665	878	730	913	751	1924	726	719	1023	820	1020	688	907	-
Cork County	1453	1267	1179	1244	1239	1358	1073	1081	870	976	1451	1247	1236	973	1189	-
D.M.R. Eastern	195	203	154	160	168	305	251	297	272	270	244	661	391	298	276	+
D.M.R. North Central	337	395	305	511	500	544	392	417	468	508	460	499	535	350	444	-
D.M.R. Northern	410	314	255	242	195	456	453	331	193	315	808	532	488	493	392	+
D.M.R. South Central	91	87	55	164	517	358	331	276	148	355	329	311	314	138	248	-
D.M.R. Southern	637	497	679	801	596	539	526	808	731	721	1097	622	821	525	686	-
D.M.R. Western	404	348	242	475	160	234	271	255	412	495	343	281	304	229	318	-
Donegal	488	490	273	501	495	639	711	1192	915	652	924	619	732	780	672	+
Galway Div	931	906	901	931	1079	1116	810	1668	780	864	1329	1222	1194	913	1046	-
Kerry	1248	1085	828	1203	872	1006	670	865	737	786	925	749	1070	662	908	-
Kildare/Carlow	1929	1814	2049	1844	1956	1935	1352	2069	1228	1605	2012	2160	1996	1442	1814	-
Laois/Offaly	1666	1156	601	1312	541	944	861	1852	512	1148	1288	1245	1455	701	1092	-
Limerick	353	351	163	245	174	234	150	203	113	221	155	172	196	206	210	-
Louth/Cavan/Monaghan	913	930	654	780	617	722	639	1019	405	756	800	405	539	546	695	-
Mayo/Roscommon/Longford	1628	1282	1199	1266	1329	1282	1145	1299	884	982	1327	1274	1455	1248	1257	-
Meath/Westmeath	809	614	286	459	345	475	370	1469	371	574	553	931	555	571	599	-
Sligo/Leitrim	1144	818	703	777	677	526	585	675	430	639	561	455	382	336	622	-
Waterford/Kilkenny	1366	1324	1228	1268	1559	1533	1083	1827	1074	1171	1597	1716	2067	1720	1467	+
Wexford/Wicklow	1250	1103	609	459	576	1314	885	816	482	688	1014	782	842	532	811	-
	19199	16554	13730	16050	14806	17071	13848	21213	12209	15135	19385	17786	18641	14297	16423	-

Vehicle Detained (Sec.41 RTA) - no tax	May-24	Jun-24	Jul-24	Aug-24	Sep-24	Oct-24	Nov-24	Dec-24	Jan-25	Feb-25	Mar-25	Apr-25	May-25	Jun-25	Monthly Average	Current Month v Average
Clare/Tipperary	51	31	27	32	45	29	35	33	39	48	46	33	31	31	37	-
Cork City	90	59	52	63	48	55	36	61	56	60	61	70	49	57	58	-
Cork County	55	33	40	46	38	33	34	28	28	27	50	46	40	37	38	-
D.M.R. Eastern	16	17	12	26	21	18	11	17	11	23	18	28	20	21	19	+
D.M.R. North Central	48	38	27	43	44	47	36	38	42	39	36	53	34	31	40	-
D.M.R. Northern	105	83	64	46	42	71	54	40	58	48	75	73	59	56	62	-
D.M.R. South Central	60	61	56	43	52	86	54	59	49	87	83	50	44	37	59	-
D.M.R. Southern	107	76	97	91	77	68	69	76	108	77	114	71	62	68	83	-
D.M.R. Western	168	141	136	148	105	157	144	115	158	140	170	146	120	119	141	-
Donegal	28	38	18	29	24	20	20	8	18	15	32	20	30	24	23	-
Galway Div	45	40	43	53	34	35	23	31	30	48	47	53	44	49	41	+
Kerry	31	30	27	31	34	25	13	18	29	27	25	19	32	38	27	+
Kildare/Carlow	63	48	66	65	51	67	47	34	53	40	61	66	61	42	55	-
Laois/Offaly	48	37	33	36	49	48	27	21	30	24	31	27	21	40	34	+
Limerick	54	46	54	49	53	40	48	37	37	38	41	40	38	50	45	+
Louth/Cavan/Monaghan	87	60	85	56	58	68	52	45	53	60	68	63	54	59	62	-
Mayo/Roscommon/Longford	37	35	35	34	27	36	34	25	24	35	28	41	33	25	32	-
Meath/Westmeath	79	45	62	65	46	46	44	51	41	57	69	66	52	66	56	+
Sligo/Leitrim	25	19	14	16	19	16	20	18	21	16	27	21	14	10	18	-
Waterford/Kilkenny	30	24	27	31	29	34	24	24	31	45	34	35	32	40	31	+
Wexford/Wicklow	79	72	63	62	47	51	29	33	52	52	87	64	73	69	60	+
	1306	1033	1038	1065	943	1050	854	812	968	1006	1203	1085	918	969	1018	-

Non-Intercept Speed	May-24	Jun-24	Jul-24	Aug-24	Sep-24	Oct-24	Nov-24	Dec-24	Jan-25	Feb-25	Mar-25	Apr-25	May-25	Jun-25	Monthly Average	Current Month v Average
Clare/Tipperary	1239	1166	1641	1238	1090	993	733	585	426	517	700	885	915	812	924	-
Cork City	227	177	381	358	415	239	223	239	296	232	216	242	209	208	262	-
Cork County	261	259	296	215	338	252	188	254	100	147	138	295	675	797	301	+
D.M.R. Eastern	190	263	230	242	196	85	91	182	112	173	215	246	312	272	201	+
D.M.R. North Central	122	125	110	157	95	95	74	88	75	78	106	118	116	104	105	-
D.M.R. Northern	329	312	360	316	250	257	192	298	123	186	111	219	201	298	247	+
D.M.R. South Central	61	152	85	100	110	57	69	52	46	62	50	64	71	70	75	-
D.M.R. Southern	75	152	374	299	174	78	93	53	59	45	98	145	201	309	154	+
D.M.R. Western	825	828	916	483	821	475	623	431	273	381	441	504	944	591	610	-
Donegal	157	233	248	164	190	239	181	569	898	621	463	574	571	398	393	+
Galway Div	418	435	576	550	525	444	490	450	233	267	268	349	368	327	407	-
Kerry	144	127	129	103	95	129	86	131	105	131	140	107	71	89	113	-
Kildare/Carlow	639	515	1009	1168	531	1563	681	868	1168	535	808	370	495	1232	827	+
Laois/Offaly	206	199	228	232	221	280	293	312	148	219	221	191	249	193	228	-
Limerick	386	429	542	634	648	486	439	453	322	383	419	600	389	410	467	-
Louth/Cavan/Monaghan	417	370	411	420	414	512	370	611	414	330	317	430	422	367	415	-
Mayo/Roscommon/Longford	368	413	286	318	286	283	324	1260	730	1363	1789	1923	1957	1460	911	+
Meath/Westmeath	451	550	736	756	956	877	894	658	509	569	846	689	733	592	701	-
Sligo/Leitrim	159	150	156	128	179	147	158	177	173	87	119	163	218	167	156	+
Waterford/Kilkenny	321	313	349	274	402	280	317	337	228	175	227	272	239	1074	343	+
Wexford/Wicklow	818	868	811	694	713	657	473	622	496	576	393	561	653	325	619	-
	7813	8036	9874	8849	8649	8428	6992	8630	6934	7077	8085	8947	8996	10095	8386	+

MIT Checkpoints - Oral Fluid Tests	May-24	Jun-24	Jul-24	Aug-24	Sep-24	Oct-24	Nov-24	Dec-24	Jan-25	Feb-25	Mar-25	Apr-25	May-25	Jun-25	Monthly Average	Current Month v Average
Clare/Tipperary	25	22	32	29	39	43	12	48	22	34	32	20	58	109	38	+
Cork City	27	15	7	32	40	33	16	30	13	12	20	20	29	11	22	-
Cork County	66	36	17	39	35	27	31	36	25	39	53	37	53	14	36	-
D.M.R. Eastern	15	13	0	1	8	11	15	15	7	22	6	45	8	26	14	+
D.M.R. North Central	20	15	12	18	16	39	23	31	46	30	52	29	30	25	28	-
D.M.R. Northern	26	27	22	9	7	17	25	28	2	35	70	27	19	20	24	-
D.M.R. South Central	24	7	14	18	32	27	17	21	31	20	29	26	31	7	22	-
D.M.R. Southern	16	17	35	42	8	6	16	24	45	10	33	13	19	12	21	-
D.M.R. Western	87	82	53	114	73	132	65	116	107	121	35	97	83	104	91	+
Donegal	19	20	10	7	16	9	13	47	39	36	28	17	38	47	25	+
Galway Div	27	20	19	37	44	36	37	43	26	21	40	67	61	50	38	+
Kerry	42	20	13	23	10	21	19	19	18	17	13	25	21	12	20	-
Kildare/Carlow	13	33	46	56	35	35	27	71	27	33	38	62	52	40	41	-
Laois/Offaly	51	47	15	41	0	11	5	21	4	13	13	6	68	18	22	-
Limerick	44	36	33	46	24	45	17	38	13	35	26	24	35	37	32	+
Louth/Cavan/Monaghan	14	24	25	59	30	14	14	10	4	10	30	2	2	16	18	-
Mayo/Roscommon/Longford	58	37	23	34	25	20	24	32	10	15	15	9	15	27	25	+
Meath/Westmeath	15	23	1	15	2	8	16	113	11	18	14	24	15	21	21	-
Sligo/Leitrim	28	134	65	50	38	50	222	78	25	62	64	50	87	82	74	+
Waterford/Kilkenny	37	50	15	49	59	44	37	53	24	26	54	72	92	73	49	+
Wexford/Wicklow	62	58	38	44	37	46	62	50	39	45	107	74	110	59	59	-
	716	736	495	763	578	674	713	924	538	654	772	746	923	810	717	+

Vehicle Detained (Sec.41 RTA) - no nct	May-24	Jun-24	Jul-24	Aug-24	Sep-24	Oct-24	Nov-24	Dec-24	Jan-25	Feb-25	Mar-25	Apr-25	May-25	Jun-25	Monthly Average	Current Month v Average
Clare/Tipperary	15	17	16	17	18	11	14	12	17	28	25	11	15	17	17	-
Cork City	34	20	24	27	21	19	19	32	16	30	21	36	23	17	24	-
Cork County	18	25	14	24	13	9	11	10	15	13	20	20	14	16	16	-
D.M.R. Eastern	6	5	5	7	4	5	5	6	4	11	8	16	12	10	7	+
D.M.R. North Central	24	16	12	29	24	25	19	7	21	23	19	30	18	18	20	-
D.M.R. Northern	39	33	20	18	19	36	23	11	24	19	25	40	20	21	25	-
D.M.R. South Central	26	27	21	22	24	24	27	26	34	37	33	29	26	19	27	-
D.M.R. Southern	42	35	37	27	22	24	23	17	30	28	39	30	28	18	29	-
D.M.R. Western	73	55	59	48	35	67	53	56	55	62	61	60	50	50	56	-
Donegal	8	22	6	7	8	12	7	4	7	6	16	9	15	13	10	+
Galway Div	21	12	25	25	14	15	5	12	16	18	19	18	20	18	17	-
Kerry	15	15	7	13	13	11	4	7	5	10	7	7	19	18	11	+
Kildare/Carlow	21	30	32	29	24	32	20	16	22	19	29	35	29	20	26	-
Laois/Offaly	21	9	18	19	27	17	17	11	10	13	17	13	13	26	17	+
Limerick	29	27	26	20	16	13	14	12	11	9	22	21	14	30	19	+
Louth/Cavan/Monaghan	47	30	42	34	38	34	29	17	31	29	35	36	34	26	33	-
Mayo/Roscommon/Longford	21	16	16	22	10	20	15	10	10	17	13	24	21	15	16	-
Meath/Westmeath	43	21	29	34	18	24	24	34	16	19	32	29	26	43	28	+
Sligo/Leitrim	12	6	4	8	9	7	7	10	6	4	6	11	8	4	7	-
Waterford/Kilkenny	18	5	12	10	12	14	11	20	10	13	17	27	20	23	15	+
Wexford/Wicklow	46	33	38	27	22	27	12	15	17	29	44	35	45	32	30	+
	579	459	463	467	391	446	359	345	377	437	508	537	455	454	448	+

Speed Total	May-24	Jun-24	Jul-24	Aug-24	Sep-24	Oct-24	Nov-24	Dec-24	Jan-25	Feb-25	Mar-25	Apr-25	May-25	Jun-25	Monthly Average	Current Month v Average
Clare/Tipperary	1723	1556	1953	1634	1459	1285	949	818	615	862	1097	1186	1247	1116	1250	-
Cork City	498	329	453	559	501	374	284	295	376	314	365	347	290	260	375	-
Cork County	632	571	585	547	635	550	398	420	253	356	466	647	936	987	570	+
D.M.R. Eastern	259	326	377	381	278	183	194	311	230	413	504	533	539	422	354	+
D.M.R. North Central	136	150	144	227	121	123	116	97	108	148	148	192	190	133	145	-
D.M.R. Northern	613	448	458	485	336	501	311	359	188	266	325	437	341	402	391	+
D.M.R. South Central	111	163	105	137	139	88	102	63	72	88	101	99	103	80	104	-
D.M.R. Southern	238	225	490	367	305	156	179	146	118	208	200	290	311	389	259	+
D.M.R. Western	1068	1122	1140	762	1015	627	777	574	361	604	858	761	1177	714	826	-
Donegal	231	297	331	257	243	366	306	664	932	677	531	660	647	480	473	+
Galway Div	638	699	780	700	705	568	662	599	343	504	479	627	554	433	592	-
Kerry	271	251	314	277	243	333	276	204	242	323	324	232	183	262	267	-
Kildare/Carlow	912	675	1232	1362	734	1739	822	1023	1307	714	1127	816	813	1447	1052	+
Laois/Offaly	459	357	341	396	356	391	383	383	218	349	390	356	379	331	364	-
Limerick	583	571	749	899	825	581	533	563	430	569	623	916	576	490	636	-
Louth/Cavan/Monaghan	637	548	636	699	537	641	508	687	498	537	462	652	590	572	586	-
Mayo/Roscommon/Longford	630	636	477	549	475	448	519	1458	848	1528	2042	2111	2167	1569	1104	+
Meath/Westmeath	665	699	882	918	1063	1016	976	696	613	722	978	828	886	693	831	-
Sligo/Leitrim	240	194	186	174	265	220	192	211	205	116	139	236	267	200	203	-
Waterford/Kilkenny	753	704	660	532	636	497	492	557	399	487	540	773	573	1375	641	+
Wexford/Wicklow	1079	1095	1004	890	896	852	647	851	657	834	657	883	998	576	851	-
	12376	11616	13297	12752	11767	11539	9626	10979	9013	10619	12356	13582	12531	12931	11785	+

Vehicle Detained (Sec.41 RTA) - learner drivers	May-24	Jun-24	Jul-24	Aug-24	Sep-24	Oct-24	Nov-24	Dec-24	Jan-25	Feb-25	Mar-25	Apr-25	May-25	Jun-25	Monthly Average	Current Month v Average
Clare/Tipperary	12	11	12	3	9	9	12	9	13	13	24	14	11	9	12	-
Cork City	55	26	28	19	14	21	20	34	25	26	20	26	19	19	25	-
Cork County	21	25	35	33	27	25	18	16	28	20	24	28	24	19	25	-
D.M.R. Eastern	30	11	10	17	9	12	12	13	14	20	15	23	18	30	17	+
D.M.R. North Central	42	32	20	30	32	33	27	37	44	38	41	50	37	28	35	-
D.M.R. Northern	63	71	52	41	25	78	49	31	46	30	88	81	63	59	56	+
D.M.R. South Central	49	46	47	48	48	49	55	32	57	65	78	52	44	46	51	-
D.M.R. Southern	49	37	54	39	35	44	40	36	60	38	51	53	59	39	45	-
D.M.R. Western	94	85	85	118	91	95	85	71	111	78	131	123	114	71	97	-
Donegal	4	5	2	9	6	7	9	5	9	7	3	5	8	5	6	-
Galway Div	15	11	20	20	20	8	12	10	12	16	27	26	13	17	16	-
Kerry	13	11	12	12	13	8	7	8	12	7	6	6	8	4	9	-
Kildare/Carlow	36	46	38	47	29	51	32	54	36	32	57	60	37	37	42	-
Laois/Offaly	23	9	16	19	17	11	7	10	9	15	5	10	11	15	13	+
Limerick	14	13	13	29	15	21	12	18	6	11	15	17	10	9	15	-
Louth/Cavan/Monaghan	16	16	28	18	21	39	14	18	15	23	11	26	23	29	21	+
Mayo/Roscommon/Longford	15	15	8	13	8	10	18	9	9	14	18	16	18	13	13	-
Meath/Westmeath	24	19	23	11	7	8	6	18	14	10	17	18	10	15	14	-
Sligo/Leitrim	5	5	7	4	4	3	8	4	7	8	14	4	10	6	6	-
Waterford/Kilkenny	25	27	5	13	22	28	19	32	19	19	29	34	33	46	25	+
Wexford/Wicklow	36	26	42	21	13	15	16	9	13	13	24	35	42	23	23	-
	641	547	557	564	465	575	478	474	559	503	698	707	608	539	565	-