



# 6 Month Road Safety Review – Enforcement Statistics

1<sup>st</sup> January –  
30<sup>th</sup> June 2021

Chief Superintendent  
Michael Hennebry

26th July 2021

\*Figures are as of 30<sup>th</sup> June 2021 and are  
operational, provisional and subject to change.



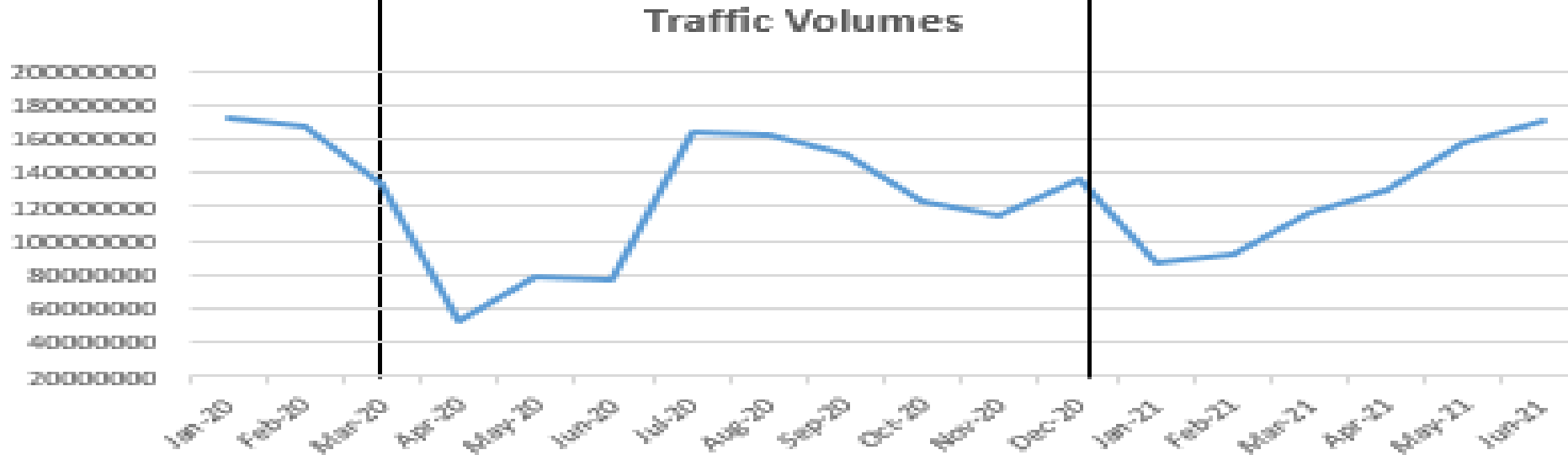




# Road Traffic Volumes 2020-2021\*

Mar 12 2020 – Beginning COVID19 Restrictions

Dec 24 2020 – level 5 restrictions re-imposed



Traffic volumes are provided by TII (Transport Infrastructure Ireland) and include all vehicle types from 15 locations nationwide.

Traffic volumes are trending upwards since January 2021, and are almost back at 'pre-COVID-19' levels.

\* Daily traffic volumes are based on all data available and relate to all vehicle types. Data supplied by Transport Infrastructure Ireland.



# Enforcement of 'Lifesaver Offences' 2020-2021

## Lifesaver Offences –

- Speeding
- Driving while intoxicated
- Using mobile phone while driving
- Non-wearing of seatbelts

There has been an 11% increase in Lifesaver Offences detected up to 30<sup>th</sup> June 2021 compared to same period last year.

|                           | Jan - June 2020 | Jan - June 2021 | Change (%) |
|---------------------------|-----------------|-----------------|------------|
| <b>Lifesaver Offences</b> | 98,755          | 109,528         | 11%        |



# Enforcement – Speed - January – 30<sup>th</sup> June 2021

There has been an 13% increase in speed detections up to 30<sup>th</sup> June 2021 compared to same period last year.

|                          | Jan -June 2020 | Jan-June 2021 | Change (%) |
|--------------------------|----------------|---------------|------------|
| <b>Speeding offences</b> | 78,364         | 88,327        | 13%        |

Intercept speed detections (AGS): 22% increase. Non-Intercept speed detections: 6% increase.

|                             | Jan-June 2020 | Jan-June 2021 | Change (%) |
|-----------------------------|---------------|---------------|------------|
| <b>Speed - Intercept</b>    | 32,458        | 39,685        | 22%        |
| <b>Speed– Non-Intercept</b> | 45,906        | 48,642        | 6%         |



# Enforcement – Drink and Drug Driving

The total number of arrests for drivers on suspicion of driving whilst intoxicated has decreased by 8% between January and 30<sup>th</sup> June this year compared to the same period in 2020.

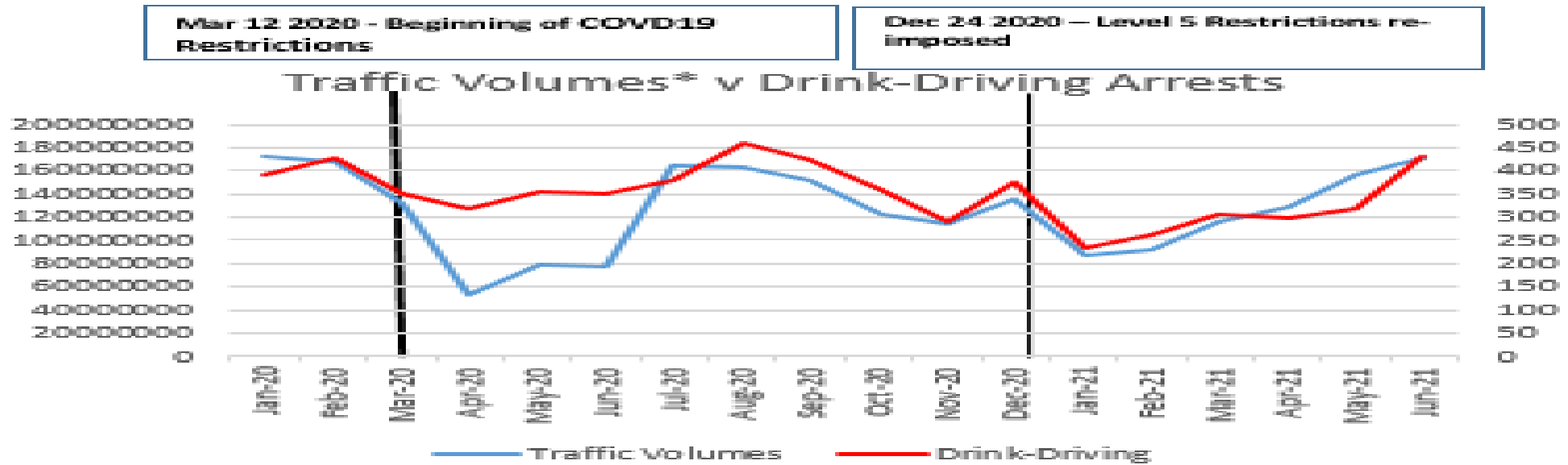
There were 13% more arrests of drivers on suspicion of Drug-Driving up to the 30<sup>th</sup> of June this year than last year.

Drink-Driving arrests are steadily increasing since January 2021 and were higher in June 2021 than June 2020.

|                              | Jan-June 2020 | Jan-June 2021 | Change (%)  |
|------------------------------|---------------|---------------|-------------|
| <b>Drink-Driving arrests</b> | 2529          | 2062          | <b>-16%</b> |
| <b>Drug-Driving arrests</b>  | 1886          | 1994          | <b>13%</b>  |
| <b>Total arrests</b>         | 4415          | 4056          | <b>-8%</b>  |



# Enforcement – Drink-Driving



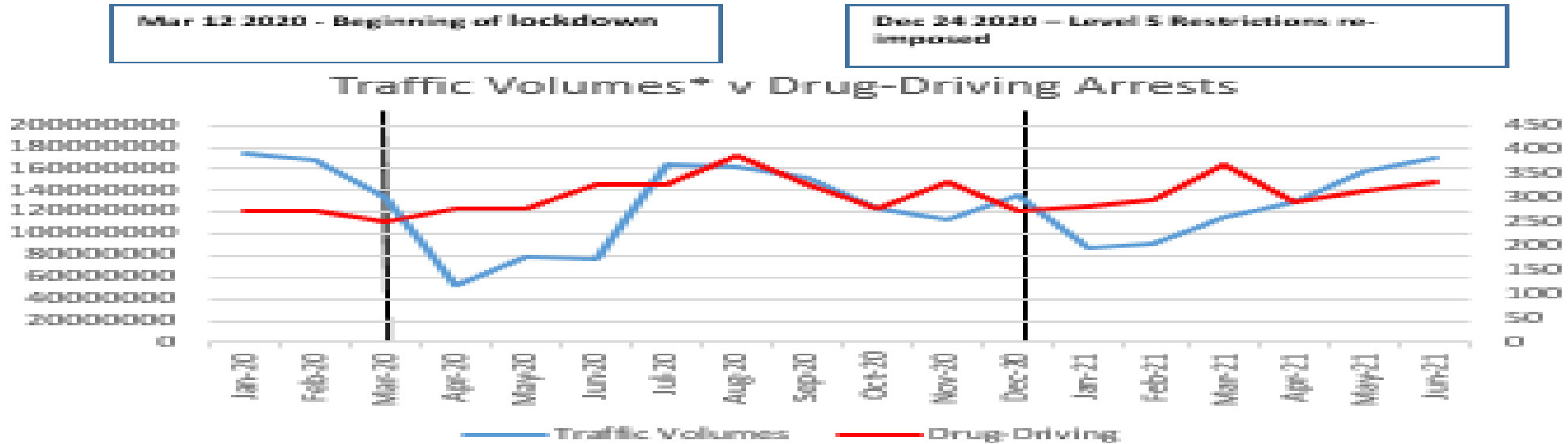
Drink-Driving arrests fluctuated in 2020 generally in line with the reduction in traffic volumes and Covid -19 restrictions.

Drink-Driving arrests have increased in recent months in line with increasing traffic volumes and the phased changes to Covid-19 restrictions.

*\* Daily traffic volumes are based on all data available and relate to all vehicle types. Data supplied by Transport Infrastructure Ireland.*



# Enforcement – Drug-Driving



Whilst the total number of arrests for driving while intoxicated (Drink and Drugs) are reduced by 8% this year, Drug Driving arrests are 13% higher this year than the same period last year.

Drug Driving arrests are significantly higher so far this year.

*\* Daily traffic volumes are based on all data available and relate to all vehicle types. Data supplied by Transport Infrastructure Ireland.*



# Enforcement – Mobile Phones 2020-2021

Detections of persons using mobile phones whilst driving have increased by 13% this year so far compared to same period last year.

Overall, detections for use of mobile phones whilst driving fluctuated according to traffic volumes since February 2020. Detections of this lifesaver offence increased sharply between January and April 2021.

|                      | Jan-June 2020 | Jan-June 2021 | Change (%) |
|----------------------|---------------|---------------|------------|
| <b>Mobile Phones</b> | 11,436        | 12,923        | 13%        |

*\* Daily traffic volumes are based on all data available and relate to all vehicle types. Data supplied by Transport Infrastructure Ireland.*





# Enforcement – Seatbelts 2020-2021

Detections for non-wearing of seatbelts are 7% lower this year than during the same period in 2020. Detections for this lifesaver offence has been trending upwards since December 2020.

|                                 | Jan-June 2020 | Jan-June 2021 | Change (%) |
|---------------------------------|---------------|---------------|------------|
| <b>Non-wearing of seatbelts</b> | 4,540         | 4,222         | -7%        |

*\* Daily traffic volumes are based on all data available and relate to all vehicle types. Data supplied by Transport Infrastructure Ireland.*



# Enforcement – Checkpoints

The number of Mandatory Intoxicant Testing (MIT) Checkpoints are 5% higher this year so far than last year.

Mandatory Intoxicant Testing (MIT) Checkpoint numbers have increased in line with rising traffic volumes and easing of COVID-19 restrictions.

|                          | Jan-June 2020 | Jan-June 2021 | Change(%) |
|--------------------------|---------------|---------------|-----------|
| <b>MIT Checkpoints</b>   | 17169         | 18023         | 5%        |
| <b>Other Checkpoints</b> | 83278         | 54826         | -34%      |
| <b>Total</b>             | 100447        | 72849         | -27%      |



# August Public Holiday 2021

*The primary purpose of this August Public Holiday Roads Policing Operation is the enforcement of 'Lifesaver Offences' to prevent fatal road traffic collisions and serious injury on our roads.*