



# Garda Fleet Management Report as at 30/09/2023

## Strength of Garda Fleet, broken down by Division & District as at 30/09/2023

Division / District	Cars			Vans	Motorcycles	4 x 4	Others	Total
	Marked	Unmarked	Total	Total	Total	Total	Total	
	1,027	1,586	2,613	525	136	102	53	
<b>Total</b>	<b>1,027</b>	<b>1,586</b>	<b>2,613</b>	<b>525</b>	<b>136</b>	<b>102</b>	<b>53</b>	<b>3,429</b>
BAILIEBORO	6	6	12	1	0	0	0	13
CARRICKMACROSS	7	2	9	2	0	3	0	14
CAVAN	12	5	17	2	1	2	0	22
MONAGHAN	8	9	17	7	2	2	0	28
<b>CAVAN-MONAGHAN</b>	<b>33</b>	<b>22</b>	<b>55</b>	<b>12</b>	<b>3</b>	<b>7</b>	<b>0</b>	<b>77</b>
ENNIS	15	10	25	9	2	0	0	36
KILRUSH	8	4	12	2	0	1	0	15
<b>CLARE</b>	<b>23</b>	<b>14</b>	<b>37</b>	<b>11</b>	<b>2</b>	<b>1</b>	<b>0</b>	<b>51</b>
ANGELSEA STREET	13	45	58	15	0	1	1	75
GURRANABRAHER	13	8	21	3	7	1	1	33
MAYFIELD	8	6	14	3	1	0	3	21
TOGHER	13	8	21	2	1	0	1	25
<b>CORK CITY</b>	<b>47</b>	<b>67</b>	<b>114</b>	<b>23</b>	<b>9</b>	<b>2</b>	<b>6</b>	<b>154</b>
FERMOY	12	7	19	4	1	0	0	24
MALLOW	11	6	17	2	1	0	0	20
MIDLETON	11	7	18	6	0	0	0	24
<b>CORK NORTH</b>	<b>34</b>	<b>20</b>	<b>54</b>	<b>12</b>	<b>2</b>	<b>0</b>	<b>0</b>	<b>68</b>
BANDON	15	15	30	7	2	0	1	40
BANTRY	5	3	8	3	0	1	0	12
CLONAKILTY	7	3	10	1	0	0	0	11
MACROOM	12	4	16	1	0	1	1	19
<b>CORK WEST</b>	<b>39</b>	<b>25</b>	<b>64</b>	<b>12</b>	<b>2</b>	<b>2</b>	<b>2</b>	<b>82</b>
BLACKROCK-W	20	14	34	4	0	1	0	39
DUNLAOGHAIRE-F	15	13	28	11	0	0	1	40
<b>DMR EAST</b>	<b>35</b>	<b>27</b>	<b>62</b>	<b>15</b>	<b>0</b>	<b>1</b>	<b>1</b>	<b>79</b>
BALBRIGGAN-Y	7	8	15	1	0	0	0	16
BALLYMUN	13	21	34	8	0	1	1	44
COOLOCK-R	9	15	24	3	0	0	0	27
RAHENY-J	10	15	25	2	0	0	0	27
<b>DMR NORTH</b>	<b>39</b>	<b>59</b>	<b>98</b>	<b>14</b>	<b>0</b>	<b>1</b>	<b>1</b>	<b>114</b>
BRIDEWELL	7	4	11	2	0	0	0	13
FITZGIBBON STREET	13	13	26	5	0	2	0	33
STORE STREET	18	14	32	7	0	1	1	41
<b>DMR NORTH CENTRAL</b>	<b>38</b>	<b>31</b>	<b>69</b>	<b>14</b>	<b>0</b>	<b>3</b>	<b>1</b>	<b>87</b>
CRUMLIN-G	10	9	19	8	0	0	0	27
TALLAGHT-M	14	21	35	5	0	1	1	42
TERENURE-P	10	8	18	2	0	1	0	21
<b>DMR SOUTH</b>	<b>34</b>	<b>38</b>	<b>72</b>	<b>15</b>	<b>0</b>	<b>2</b>	<b>1</b>	<b>90</b>
DONNYBROOK-E	10	7	17	7	0	0	0	24
KEVIN STREET-A	11	20	31	5	0	0	1	37
PEARSE STREET-B	8	10	18	8	0	0	0	26
<b>DMR SOUTH CENTRAL</b>	<b>29</b>	<b>37</b>	<b>66</b>	<b>20</b>	<b>0</b>	<b>0</b>	<b>1</b>	<b>87</b>
DMR TRAFFIC-DUBLIN CASTLE	11	5	16	3	42	2	0	63
<b>DMR TRAFFIC</b>	<b>11</b>	<b>5</b>	<b>16</b>	<b>3</b>	<b>42</b>	<b>2</b>	<b>0</b>	<b>63</b>
BLANCHARDSTOWN-K	16	28	44	5	0	0	1	50
CLONDALKIN-L	14	13	27	6	0	0	0	33
LUCAN-Q	11	14	25	3	0	0	5	33
<b>DMR WEST</b>	<b>41</b>	<b>55</b>	<b>96</b>	<b>14</b>	<b>0</b>	<b>0</b>	<b>6</b>	<b>116</b>
BALLYSHANNON	6	3	9	2	1	2	1	15
BUNCRANA	5	2	7	1	1	2	0	11
LETTERKENNY	13	12	25	6	2	2	0	35
MILFORD	6	4	10	3	0	1	0	14
<b>DONEGAL</b>	<b>30</b>	<b>21</b>	<b>51</b>	<b>12</b>	<b>4</b>	<b>7</b>	<b>1</b>	<b>75</b>
BALLINASLOE	5	2	7	1	0	0	0	8
CLIFDEN	3	1	4	1	0	0	0	5
GALWAY	25	31	56	18	4	1	1	80
LOUGHREA	5	2	7	3	0	0	0	10
SALTHILL	3	2	5	2	0	1	0	8
TUAM	7	3	10	1	2	0	0	13
<b>GALWAY</b>	<b>48</b>	<b>41</b>	<b>89</b>	<b>26</b>	<b>6</b>	<b>2</b>	<b>1</b>	<b>124</b>

Following a full Fleet Category Review undertaken on August 9th 2019, 1 vehicle listed as 'Others' was reclassified as 'Vans' & 127 vehicles listed as 'Others' and 27 vehicles listed as '4x4' were reclassified as 'Cars'.

This Data is correct as of 30/09/2023 and will be updated as of 01/10/2023



## Garda Fleet Management Report as at 30/09/2023

KILLARNEY	8	4	12	3	0	0	0	15
LISTOWEL	9	2	11	1	0	0	0	12
TRALEE	19	13	32	9	3	1	1	46
<b>KERRY</b>	<b>36</b>	<b>19</b>	<b>55</b>	<b>13</b>	<b>3</b>	<b>1</b>	<b>1</b>	<b>73</b>
KILDARE	12	8	20	4	1	0	0	25
LEIXLIP	7	6	13	2	0	0	0	15
NAAS	13	9	22	7	1	1	1	32
<b>KILDARE</b>	<b>32</b>	<b>23</b>	<b>55</b>	<b>13</b>	<b>2</b>	<b>1</b>	<b>1</b>	<b>72</b>
CARLOW	15	4	19	4	1	0	0	24
KILKENNY	12	16	28	5	0	1	1	35
THOMASTOWN	6	13	19	7	0	1	0	27
<b>KILKENNY/CARLOW</b>	<b>33</b>	<b>33</b>	<b>66</b>	<b>16</b>	<b>1</b>	<b>2</b>	<b>1</b>	<b>86</b>
BIRR	5	1	6	1	0	0	0	7
PORTLAOISE	15	15	30	8	1	1	2	42
TULLAMORE	9	2	11	5	1	0	0	17
<b>LAOIS-OFFALY</b>	<b>29</b>	<b>18</b>	<b>47</b>	<b>14</b>	<b>2</b>	<b>1</b>	<b>2</b>	<b>66</b>
BRUFF	5	2	7	3	0	0	0	10
HENRY STREET LIMERICK	24	30	54	12	5	1	0	72
NEWCASTLEWEST	10	1	11	1	0	0	0	12
ROXBORO ROAD	6	3	9	2	0	0	3	14
<b>LIMERICK</b>	<b>45</b>	<b>36</b>	<b>81</b>	<b>18</b>	<b>5</b>	<b>1</b>	<b>3</b>	<b>108</b>
ARDEE	4	4	8	3	0	0	0	11
DROGHEDA	13	9	22	3	2	1	1	29
DUNDALK	20	13	33	5	0	2	0	40
<b>LOUTH</b>	<b>37</b>	<b>26</b>	<b>63</b>	<b>11</b>	<b>2</b>	<b>3</b>	<b>1</b>	<b>80</b>
BALLINA	7	2	9	3	0	0	0	12
BELMULLET	1	0	1	1	0	1	0	3
CASTLEBAR	5	6	11	3	2	0	1	17
CLAREMORRIS	20	9	29	2	0	0	0	31
WESTPORT	4	2	6	3	0	0	0	9
<b>MAYO</b>	<b>37</b>	<b>19</b>	<b>56</b>	<b>12</b>	<b>2</b>	<b>1</b>	<b>1</b>	<b>72</b>
ASHBOURNE	14	7	21	2	2	1	0	26
KELLS	6	2	8	1	0	0	0	9
NAVAN	9	7	16	6	0	0	0	22
TRIM	5	2	7	2	0	0	0	9
<b>MEATH</b>	<b>34</b>	<b>18</b>	<b>52</b>	<b>11</b>	<b>2</b>	<b>1</b>	<b>0</b>	<b>66</b>
CASTLEREA	6	4	10	3	0	1	3	17
GRANARD	4	1	5	1	0	0	0	6
LONGFORD	8	4	12	2	1	0	0	15
ROSCOMMON	5	10	15	6	2	0	0	23
<b>ROSCOMMON-LONGFORD</b>	<b>23</b>	<b>19</b>	<b>42</b>	<b>12</b>	<b>3</b>	<b>1</b>	<b>3</b>	<b>61</b>
BALLYMOTE	8	3	11	2	1	1	0	15
LEITRIM	10	5	15	3	1	2	0	21
SLIGO	12	8	20	6	1	0	0	27
<b>SLIGO-LEITRIM</b>	<b>30</b>	<b>16</b>	<b>46</b>	<b>11</b>	<b>3</b>	<b>3</b>	<b>0</b>	<b>63</b>
CAHIR	12	4	16	1	1	1	0	19
CLONMEL	3	3	6	3	0	0	0	9
NENAGH	7	3	10	1	0	0	0	11
THURLES	9	10	19	7	2	1	0	29
TIPPERARY	3	4	7	2	0	0	0	9
<b>TIPPERARY</b>	<b>34</b>	<b>24</b>	<b>58</b>	<b>14</b>	<b>3</b>	<b>2</b>	<b>0</b>	<b>77</b>
DUNGARVAN	10	3	13	1	0	1	0	15
TRAMORE	5	3	8	2	1	1	0	12
WATERFORD	18	12	30	9	2	1	1	43
<b>WATERFORD</b>	<b>33</b>	<b>18</b>	<b>51</b>	<b>12</b>	<b>3</b>	<b>3</b>	<b>1</b>	<b>70</b>
ATHLONE	15	7	22	1	2	1	0	26
MULLINGAR	16	19	35	7	0	1	1	44
<b>WESTMEATH</b>	<b>31</b>	<b>26</b>	<b>57</b>	<b>8</b>	<b>2</b>	<b>2</b>	<b>1</b>	<b>70</b>
ENNISCORTHY	11	8	19	1	1	1	0	22
NEW ROSS	5	3	8	2	0	0	0	10
WEXFORD	12	15	27	4	1	1	0	33
<b>WEXFORD</b>	<b>28</b>	<b>26</b>	<b>54</b>	<b>7</b>	<b>2</b>	<b>2</b>	<b>0</b>	<b>65</b>
BALTINGLASS	8	3	11	3	0	1	0	15
BRAY	13	8	21	4	1	1	0	27
WICKLOW	7	8	15	4	0	4	1	24
<b>WICKLOW</b>	<b>28</b>	<b>19</b>	<b>47</b>	<b>11</b>	<b>1</b>	<b>6</b>	<b>1</b>	<b>66</b>
NATIONAL & HEADQUARTERS UNITS	56	783	839	139	30	42	16	1,066
<b>NATIONAL &amp; HEADQUARTERS UNITS</b>	<b>56</b>	<b>783</b>	<b>839</b>	<b>139</b>	<b>30</b>	<b>42</b>	<b>16</b>	<b>1,066</b>
CHIEF MEDICAL OFFICER	0	1	1	0	0	0	0	1
<b>CHIEF MEDICAL OFFICER</b>	<b>0</b>	<b>1</b>	<b>1</b>	<b>0</b>	<b>0</b>	<b>0</b>	<b>0</b>	<b>1</b>

Following a full Fleet Category Review undertaken on August 9th 2019, 1 vehicle listed as 'Others' was reclassified as 'Vans' & 127 vehicles listed as 'Others' and 27 vehicles listed as '4x4' were reclassified as 'Cars'.

This Data is correct as of 30/09/2023 and will be updated as of 01/10/2023



## Garda Fleet Management Report as at 30/09/2023

### Vehicles Removed from Fleet from 01/01/2023 to 30/09/2023 by Type as at 30/09/2023

	Cars			Vans	Motorcycles	4 x 4	Others	Total
	Marked	Unmarked	Total	Total	Total	Total	Total	
<b>Total</b>	70	42	112	8	5		0	125
March 2023	17	17	34	1	2	0	0	37
April 2023	3	2	5	3	0	0	0	8
May 2023	0	1	1	0	0	0	0	1
June 2023	15	13	28	3	2	0	0	33
September 2023	35	9	44	1	1	0	0	46

### Vehicles Assigned to Fleet from 01/01/2023 to 30/09/2023 by Type as at 30/09/2023

	Cars			Vans	Motorcycles	4 x 4	Others	Total
	Marked	Unmarked	Total	Total	Total	Total	Total	
<b>Total</b>	61	147	208	19	12	3	0	242
January 2023	8	28	36	2	0	0	0	38
February 2023	13	16	29	2	0	1	0	32
March 2023	4	27	31	0	5	0	0	36
April 2023	1	5	6	6	7	0	0	19
May 2023	18	24	42	0	0	0	0	42
June 2023	2	23	25	6	0	1	0	32
July 2023	6	10	16	2	0	0	0	18
August 2023	8	8	16	0	0	1	0	17
September 2023	1	6	7	1	0	0	0	8

Following a full Fleet Category Review undertaken on August 9th 2019, 1 vehicle listed as 'Others' was reclassified as 'Vans' & 127 vehicles listed as 'Others' and 27 vehicles listed as '4x4' were reclassified as 'Cars'.

This Data is correct as of 30/09/2023 and will be updated as of 01/10/2023

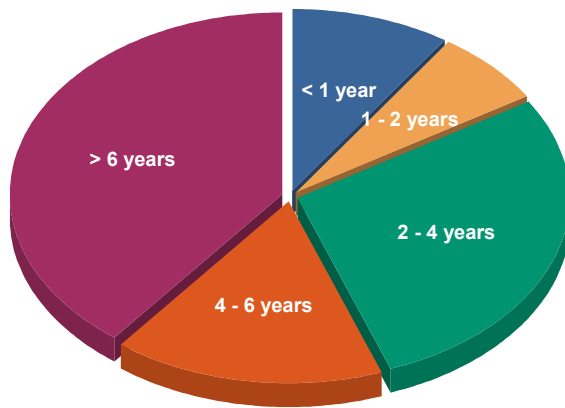


# Garda Fleet Management Report as at 30/09/2023

## Strength of Garda Fleet, broken down by Age as at 30/09/2023

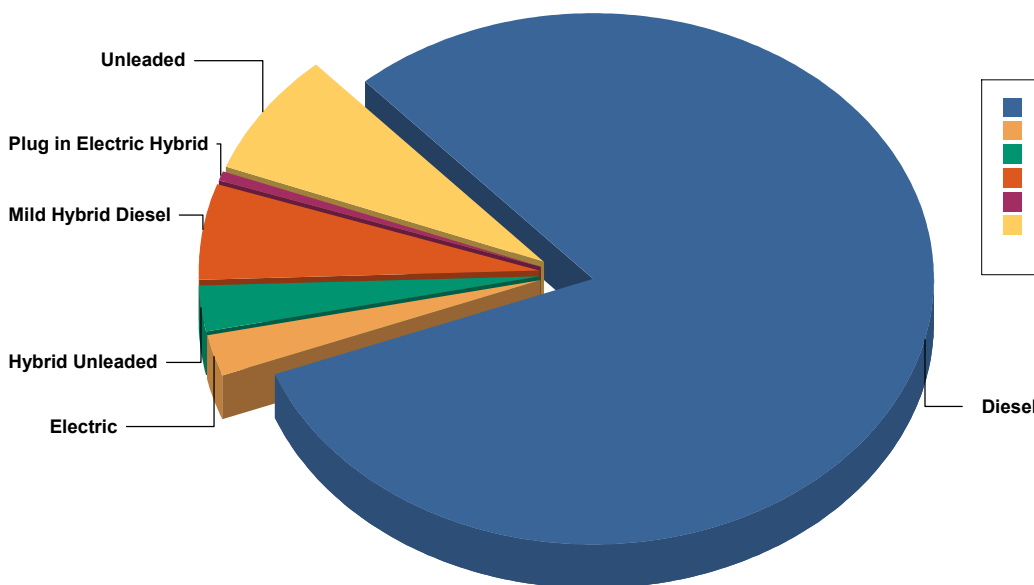
	Cars	Vans	Motorcycles	4 x 4	Others	Total	% of Total
Total	2,613	525	136	102	53	3,429	100%
< 1 year	283	29	12	4		328	10%
1 - 2 years	199	29	1	0		229	7%
2 - 4 years	807	89	27	36	5	964	28%
4 - 6 years	391	118	12	22	15	558	16%
> 6 years	933	260	84	40	33	1,350	39%

Vehicle age is calculated from date of commission.



< 1 year	328	9.6%
1 - 2 years	229	6.7%
2 - 4 years	964	28.1%
4 - 6 years	558	16.3%
> 6 years	1,350	39.4%
Total:	3,429	100.0%

## Strength of Garda Fleet, broken down by Fuel Type as at 30/09/2023



Diesel	2767	80.7%
Electric	90	2.6%
Hybrid Unleaded	100	2.9%
Mild Hybrid Diesel	200	5.8%
Plug in Electric Hybrid	13	0.4%
Unleaded	259	7.6%
Total:	3429	100.0%

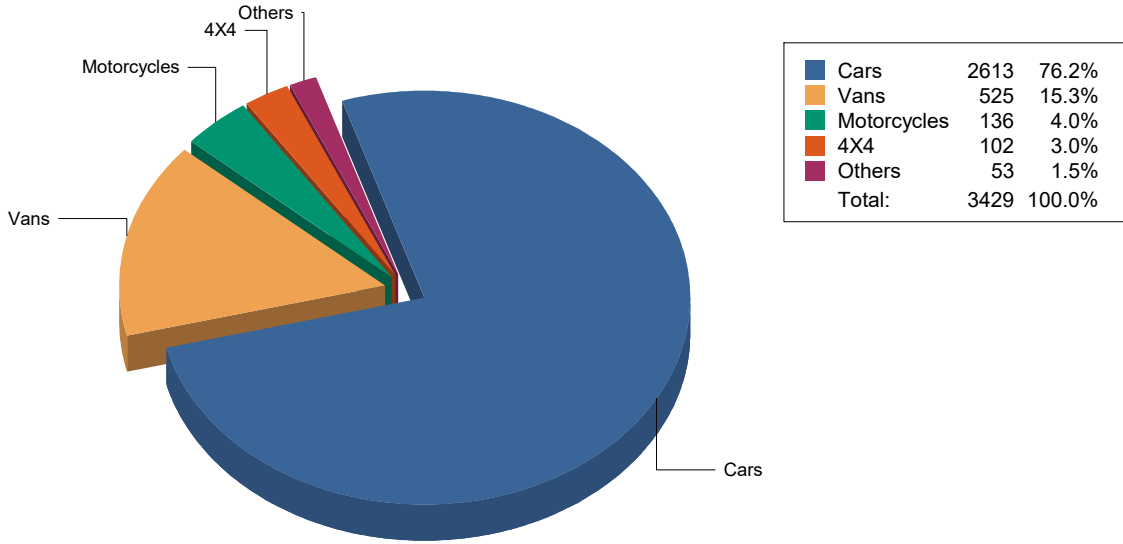
Following a full Fleet Category Review undertaken on August 9th 2019, 1 vehicle listed as 'Others' was reclassified as 'Vans' & 127 vehicles listed as 'Others' and 27 vehicles listed as '4x4' were reclassified as 'Cars'.

This Data is correct as of 30/09/2023 and will be updated as of 01/10/2023

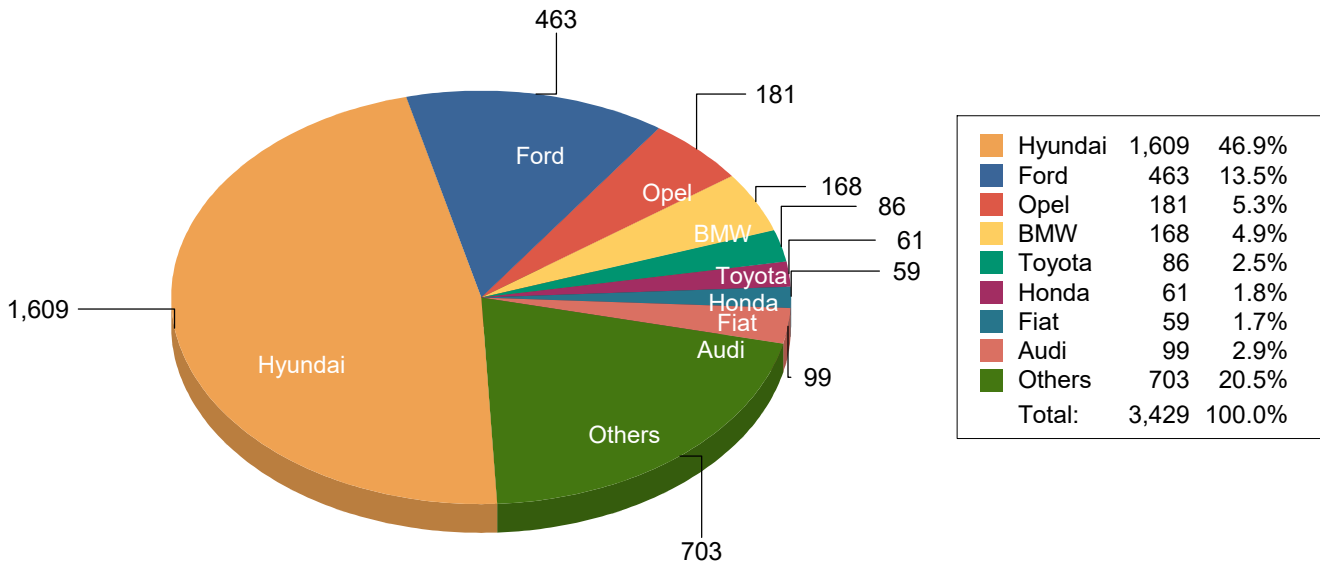


# Garda Fleet Management Report as at 30/09/2023

## Strength of Garda Fleet, broken down by Type as at 30/09/2023



## Strength of Garda Fleet, broken down by Make as at 30/09/2023



Following a full Fleet Category Review undertaken on August 9th 2019, 1 vehicle listed as 'Others' was reclassified as 'Vans' & 127 vehicles listed as 'Others' and 27 vehicles listed as '4x4' were reclassified as 'Cars'.

This Data is correct as of 30/09/2023 and will be updated as of 01/10/2023