



Garda Fleet Management Report as at 29/10/2021

Strength of Garda Fleet, broken down by Division & District as at 29/10/2021

Division / District	Cars			Vans	Motorcycles	4 x 4	Others	Total
	Marked	Unmarked	Total	Total	Total	Total	Total	
	1,060	1,423	2,483	507	128	102	54	
Total	1,060	1,423	2,483	507	128	102	54	3,274
BAILIEBORO	6	6	12	1	0	0	0	13
CARRICKMACROSS	5	2	7	2	0	3	0	12
CAVAN	16	5	21	2	2	2	0	27
MONAGHAN	8	9	17	5	2	2	0	26
CAVAN-MONAGHAN	35	22	57	10	4	7	0	78
ENNIS	15	13	28	10	2	0	0	40
KILRUSH	8	4	12	2	0	1	0	15
CLARE	23	17	40	12	2	1	0	55
ANGELSEA STREET	15	39	54	15	1	1	1	72
GURRANABRAHER	12	7	19	3	8	1	1	32
MAYFIELD	6	6	12	4	1	0	4	21
TOGHER	11	5	16	2	0	0	1	19
CORK CITY	44	57	101	24	10	2	7	144
FERMOY	10	7	17	3	1	0	0	21
MALLOW	11	7	18	2	1	0	0	21
MIDLETON	9	7	16	6	1	0	0	23
CORK NORTH	30	21	51	11	3	0	0	65
BANDON	13	10	23	7	2	0	1	33
BANTRY	4	4	8	3	0	1	0	12
CLONAKILTY	7	3	10	1	0	0	0	11
MACROOM	12	3	15	1	0	1	1	18
CORK WEST	36	20	56	12	2	2	2	74
BLACKROCK-W	24	10	34	4	0	1	0	39
DUNLAOGHAIRE-F	23	15	38	9	0	0	1	48
DMR EAST	47	25	72	13	0	1	1	87
BALBRIGGAN-Y	6	7	13	1	0	0	0	14
BALLYMUN	13	20	33	8	0	1	1	43
COOLOCK-R	9	15	24	2	0	0	0	26
RAHENY-J	12	11	23	2	0	0	0	25
DMR NORTH	40	53	93	13	0	1	1	108
BRIDEWELL	8	3	11	3	0	0	0	14
FITZGIBBON STREET	12	10	22	5	0	2	0	29
STORE STREET	17	18	35	5	0	1	1	42
DMR NORTH CENTRAL	37	31	68	13	0	3	1	85
CRUMLIN-G	10	11	21	8	0	0	0	29
TALLAGHT-M	13	20	33	5	0	1	1	40
TERENURE-P	11	8	19	2	0	1	0	22
DMR SOUTH	34	39	73	15	0	2	1	91
DONNYBROOK-E	10	7	17	7	0	0	0	24
KEVIN STREET-A	11	21	32	5	0	0	1	38
PEARSE STREET-B	9	10	19	6	0	0	0	25
DMR SOUTH CENTRAL	30	38	68	18	0	0	1	87
DMR TRAFFIC-DUBLIN CASTLE	13	5	18	2	36	2	0	58
DMR TRAFFIC	13	5	18	2	36	2	0	58
BLANCHARDSTOWN-K	18	25	43	6	0	0	1	50
CLONDALKIN-L	10	13	23	4	0	0	0	27
LUCAN-Q	10	10	20	3	0	0	5	28
DMR WEST	38	48	86	13	0	0	6	105
BALLYSHANNON	12	2	14	2	0	1	1	18
BUNCRANA	7	4	11	1	2	2	0	16
LETTERKENNY	13	10	23	8	2	3	0	36
MILFORD	7	1	8	1	0	1	0	10
DONEGAL	39	17	56	12	4	7	1	80
BALLINASLOE	5	2	7	1	0	0	0	8
CLIFDEN	4	1	5	1	0	0	0	6
GALWAY	18	29	47	14	4	1	1	67
LOUGHREA	7	2	9	3	0	0	0	12
SALTHILL	7	2	9	2	0	1	0	12
TUAM	9	4	13	1	2	0	0	16
GALWAY	50	40	90	22	6	2	1	121

Following a full Fleet Category Review undertaken on August 9th 2019, 1 vehicle listed as 'Others' was reclassified as 'Vans' & 127 vehicles listed as 'Others' and 27 vehicles listed as '4x4' were reclassified as 'Cars'.

This Data is correct as of 29/10/2021 and will be updated as of 30/11/2021



Garda Fleet Management Report as at 29/10/2021

KILLARNEY	9	4	13	2	0	0	0	15
LISTOWEL	10	2	12	1	0	0	0	13
TRALEE	17	10	27	8	3	1	1	40
KERRY	36	16	52	11	3	1	1	68
KILDARE	16	7	23	5	1	0	0	29
LEIXLIP	6	4	10	2	0	0	0	12
NAAS	11	9	20	8	1	1	1	31
KILDARE	33	20	53	15	2	1	1	72
CARLOW	15	5	20	5	1	0	0	26
KILKENNY	15	15	30	7	0	1	1	39
THOMASTOWN	7	14	21	6	0	1	0	28
KILKENNY/CARLOW	37	34	71	18	1	2	1	93
BIRR	4	2	6	1	0	0	0	7
PORTLAOISE	15	14	29	8	3	1	2	43
TULLAMORE	9	4	13	3	1	0	0	17
LAOIS-OFFALY	28	20	48	12	4	1	2	67
BRUFF	6	2	8	2	0	0	0	10
HENRY STREET LIMERICK	20	27	47	13	5	1	0	66
NEWCASTLEWEST	11	1	12	2	0	0	0	14
ROXBORO ROAD	6	3	9	2	0	0	3	14
LIMERICK	43	33	76	19	5	1	3	104
ARDEE	4	3	7	3	0	0	0	10
DROGHEDA	11	7	18	3	2	1	1	25
DUNDALK	20	7	27	6	0	2	0	35
LOUTH	35	17	52	12	2	3	1	70
BALLINA	7	3	10	3	0	0	0	13
BELMULLET	3	0	3	0	0	1	0	4
CASTLEBAR	3	6	9	3	2	0	1	15
CLAREMORRIS	19	5	24	3	0	0	0	27
WESTPORT	5	1	6	2	0	0	0	8
MAYO	37	15	52	11	2	1	1	67
ASHBOURNE	16	5	21	2	2	1	0	26
KELLS	6	1	7	1	0	0	0	8
NAVAN	10	7	17	5	0	0	0	22
TRIM	8	2	10	2	0	0	0	12
MEATH	40	15	55	10	2	1	0	68
CASTLEREA	7	4	11	3	0	1	3	18
GRANARD	4	1	5	1	0	0	0	6
LONGFORD	9	4	13	2	1	0	0	16
ROSCOMMON	8	8	16	5	2	0	0	23
ROSCOMMON-LONGFORD	28	17	45	11	3	1	3	63
BALLYMOTE	7	2	9	1	1	1	0	12
LEITRIM	11	4	15	4	1	2	0	22
SLIGO	12	7	19	5	1	0	0	25
SLIGO-LEITRIM	30	13	43	10	3	3	0	59
CAHIR	12	4	16	1	2	1	0	20
CLONMEL	4	5	9	2	0	0	0	11
NENAGH	6	4	10	2	0	0	0	12
THURLES	8	8	16	7	2	1	0	26
TIPPERARY	3	4	7	2	0	0	0	9
TIPPERARY	33	25	58	14	4	2	0	78
DUNGARVAN	12	2	14	2	0	1	0	17
TRAMORE	6	2	8	2	1	1	0	12
WATERFORD	18	12	30	11	2	1	1	45
WATERFORD	36	16	52	15	3	3	1	74
ATHLONE	13	4	17	1	2	1	0	21
MULLINGAR	20	23	43	9	0	0	1	53
WESTMEATH	33	27	60	10	2	1	1	74
ENNISCORTHY	14	7	21	2	1	1	0	25
NEW ROSS	4	4	8	2	0	0	0	10
WEXFORD	12	10	22	4	1	1	0	28
WEXFORD	30	21	51	8	2	2	0	63
BALTINGLASS	9	3	12	3	0	1	0	16
BRAY	14	6	20	4	2	1	0	27
WICKLOW	9	9	18	4	0	4	1	27
WICKLOW	32	18	50	11	2	6	1	70
NATIONAL & HEADQUARTERS UNITS	53	670	723	130	21	43	16	933
NATIONAL & HEADQUARTERS UNITS	53	670	723	130	21	43	16	933
GARDA HEADQUARTERS	0	4	4	0	0	0	0	4
GARDA HEADQUARTERS	0	4	4	0	0	0	0	4

Following a full Fleet Category Review undertaken on August 9th 2019, 1 vehicle listed as 'Others' was reclassified as 'Vans' & 127 vehicles listed as 'Others' and 27 vehicles listed as '4x4' were reclassified as 'Cars'.

This Data is correct as of 29/10/2021 and will be updated as of 30/11/2021



Garda Fleet Management Report as at 29/10/2021

ORGANISED & SERIOUS CRIME	0	9	9	0	0	0	0	9
H/SQ-ORGANISED & SERIOUS CRIME	0	9	9	0	0	0	0	9

Vehicles Removed from Fleet from 01/01/2021 to 31/10/2021 by Type as at 29/10/2021

	Cars			Vans	Motorcycles	4 x 4	Others	Total
	Marked	Unmarked	Total	Total	Total	Total	Total	
Total	89	76	165	32		4		201
January 2021	6	2	8	1	0	0	0	9
February 2021	14	17	31	8	0	1	0	40
March 2021	16	6	22	2	0	1	0	25
April 2021	9	12	21	2	0	0	0	23
June 2021	20	20	40	7	0	2	0	49
July 2021	12	6	18	3	0	0	0	21
August 2021	7	5	12	3	0	0	0	15
September 2021	5	8	13	6	0	0	0	19

Vehicles Assigned to Fleet from 01/01/2021 to 31/10/2021 by Type as at 29/10/2021

	Cars			Vans	Motorcycles	4 x 4	Others	Total
	Marked	Unmarked	Total	Total	Total	Total	Total	
Total	190	110	300	43	1	18	1	363
January 2021	22	2	24	1	0	0	0	25
February 2021	21	23	44	0	0	0	0	44
March 2021	36	4	40	9	0	0	0	49
April 2021	36	14	50	15	0	0	1	66
May 2021	5	14	19	4	0	18	0	41
June 2021	6	6	12	1	0	0	0	13
July 2021	2	32	34	2	1	0	0	37
August 2021	1	13	14	9	0	0	0	23
September 2021	38	2	40	2	0	0	0	42
October 2021	23		23	0	0	0	0	23

Following a full Fleet Category Review undertaken on August 9th 2019, 1 vehicle listed as 'Others' was reclassified as 'Vans' & 127 vehicles listed as 'Others' and 27 vehicles listed as '4x4' were reclassified as 'Cars'.

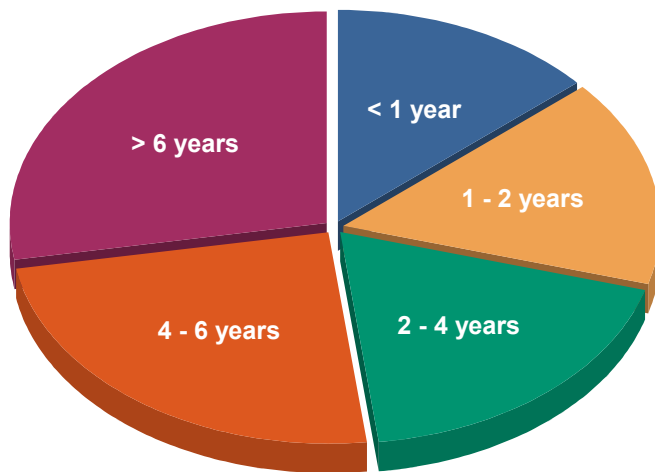
This Data is correct as of 29/10/2021 and will be updated as of 30/11/2021



Garda Fleet Management Report as at 29/10/2021

Strength of Garda Fleet, broken down by Age as at 29/10/2021

	Cars	Vans	Motorcycles	4 x 4	Others	Total	% of Total
Total	2,483	507	128	102	54	3,274	100%
< 1 year	363	53	7	22	1	446	14%
1 - 2 years	454	34	20	8	4	520	16%
2 - 4 years	435	120	12	28	14	609	19%
4 - 6 years	514	172	57	23	21	787	24%
> 6 years	717	128	32	21	14	912	28%



< 1 year	446	13.6%
1 - 2 years	520	15.9%
2 - 4 years	609	18.6%
4 - 6 years	787	24.0%
> 6 years	912	27.9%
Total:	3,274	100.0%

Vehicle age is calculated from date of commission.

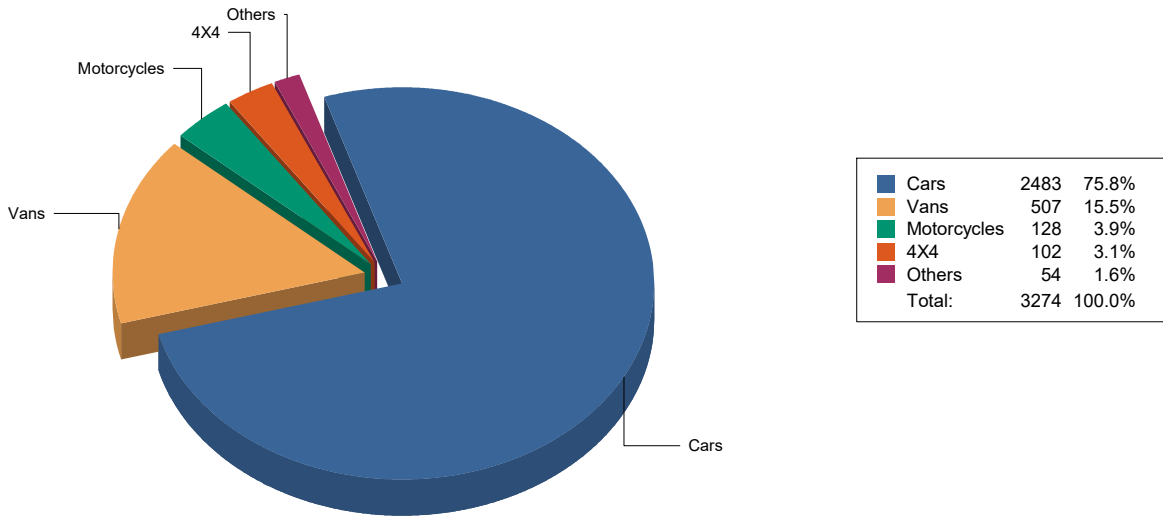
Following a full Fleet Category Review undertaken on August 9th 2019, 1 vehicle listed as 'Others' was reclassified as 'Vans' & 127 vehicles listed as 'Others' and 27 vehicles listed as '4x4' were reclassified as 'Cars'.

This Data is correct as of 29/10/2021 and will be updated as of 30/11/2021

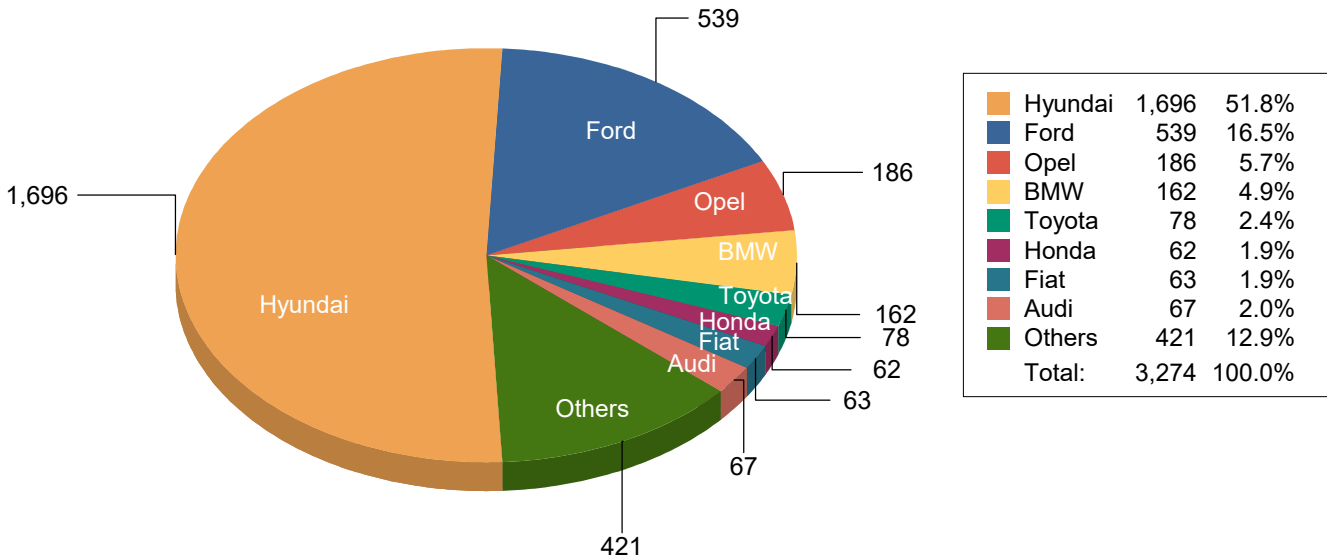


Garda Fleet Management Report as at 29/10/2021

Strength of Garda Fleet, broken down by Type as at 29/10/2021



Strength of Garda Fleet, broken down by Make as at 29/10/2021



Following a full Fleet Category Review undertaken on August 9th 2019, 1 vehicle listed as 'Others' was reclassified as 'Vans' & 127 vehicles listed as 'Others' and 27 vehicles listed as '4x4' were reclassified as 'Cars'.

This Data is correct as of 29/10/2021 and will be updated as of 30/11/2021