



# Garda Fleet Management Report as at 30/11/2021

## Strength of Garda Fleet, broken down by Division & District as at 30/11/2021

Division / District	Cars			Vans	Motorcycles	4 x 4	Others	Total
	Marked	Unmarked	Total	Total	Total	Total	Total	
	1,047	1,404	2,451	503	128	101	54	
<b>Total</b>	<b>1,047</b>	<b>1,404</b>	<b>2,451</b>	<b>503</b>	<b>128</b>	<b>101</b>	<b>54</b>	<b>3,237</b>
BAILIEBORO	6	6	12	1	0	0	0	13
CARRICKMACROSS	4	2	6	2	0	3	0	11
CAVAN	16	5	21	2	2	2	0	27
MONAGHAN	7	9	16	5	2	2	0	25
<b>CAVAN-MONAGHAN</b>	<b>33</b>	<b>22</b>	<b>55</b>	<b>10</b>	<b>4</b>	<b>7</b>	<b>0</b>	<b>76</b>
ENNIS	15	12	27	9	2	0	0	38
KILRUSH	8	4	12	2	0	1	0	15
<b>CLARE</b>	<b>23</b>	<b>16</b>	<b>39</b>	<b>11</b>	<b>2</b>	<b>1</b>	<b>0</b>	<b>53</b>
ANGELSEA STREET	12	39	51	15	1	1	1	69
GURRANABRAHER	13	7	20	3	8	1	1	33
MAYFIELD	6	6	12	4	1	0	4	21
TOGHER	11	5	16	2	0	0	1	19
<b>CORK CITY</b>	<b>42</b>	<b>57</b>	<b>99</b>	<b>24</b>	<b>10</b>	<b>2</b>	<b>7</b>	<b>142</b>
FERMOY	10	7	17	3	1	0	0	21
MALLOW	11	7	18	2	1	0	0	21
MIDLETON	9	6	15	6	1	0	0	22
<b>CORK NORTH</b>	<b>30</b>	<b>20</b>	<b>50</b>	<b>11</b>	<b>3</b>	<b>0</b>	<b>0</b>	<b>64</b>
BANDON	12	10	22	6	2	0	1	31
BANTRY	5	4	9	2	0	1	0	12
CLONAKILTY	7	3	10	1	0	0	0	11
MACROOM	12	3	15	1	0	1	1	18
<b>CORK WEST</b>	<b>36</b>	<b>20</b>	<b>56</b>	<b>10</b>	<b>2</b>	<b>2</b>	<b>2</b>	<b>72</b>
BLACKROCK-W	25	10	35	4	0	1	0	40
DUNLAOGHAIRE-F	23	15	38	9	0	0	1	48
<b>DMR EAST</b>	<b>48</b>	<b>25</b>	<b>73</b>	<b>13</b>	<b>0</b>	<b>1</b>	<b>1</b>	<b>88</b>
BALBRIGGAN-Y	6	6	12	1	0	0	0	13
BALLYMUN	13	20	33	8	0	1	1	43
COOLOCK-R	10	15	25	2	0	0	0	27
RAHENY-J	12	11	23	2	0	0	0	25
<b>DMR NORTH</b>	<b>41</b>	<b>52</b>	<b>93</b>	<b>13</b>	<b>0</b>	<b>1</b>	<b>1</b>	<b>108</b>
BRIDEWELL	7	3	10	3	0	0	0	13
FITZGIBBON STREET	11	10	21	5	0	2	0	28
STORE STREET	18	18	36	5	0	1	1	43
<b>DMR NORTH CENTRAL</b>	<b>36</b>	<b>31</b>	<b>67</b>	<b>13</b>	<b>0</b>	<b>3</b>	<b>1</b>	<b>84</b>
CRUMLIN-G	10	11	21	8	0	0	0	29
TALLAGHT-M	14	20	34	5	0	0	1	40
TERENURE-P	11	7	18	2	0	1	0	21
<b>DMR SOUTH</b>	<b>35</b>	<b>38</b>	<b>73</b>	<b>15</b>	<b>0</b>	<b>1</b>	<b>1</b>	<b>90</b>
DONNYBROOK-E	11	7	18	7	0	0	0	25
KEVIN STREET-A	11	20	31	5	0	0	1	37
PEARSE STREET-B	9	10	19	6	0	0	0	25
<b>DMR SOUTH CENTRAL</b>	<b>31</b>	<b>37</b>	<b>68</b>	<b>18</b>	<b>0</b>	<b>0</b>	<b>1</b>	<b>87</b>
DMR TRAFFIC-DUBLIN CASTLE	13	4	17	2	36	2	0	57
<b>DMR TRAFFIC</b>	<b>13</b>	<b>4</b>	<b>17</b>	<b>2</b>	<b>36</b>	<b>2</b>	<b>0</b>	<b>57</b>
BLANCHARDSTOWN-K	19	25	44	6	0	0	1	51
CLONDALKIN-L	10	13	23	4	0	0	0	27
LUCAN-Q	10	10	20	3	0	0	5	28
<b>DMR WEST</b>	<b>39</b>	<b>48</b>	<b>87</b>	<b>13</b>	<b>0</b>	<b>0</b>	<b>6</b>	<b>106</b>
BALLYSHANNON	11	3	14	2	0	1	1	18
BUNCRANA	7	4	11	1	2	2	0	16
LETTERKENNY	13	10	23	8	2	3	0	36
MILFORD	6	1	7	1	0	1	0	9
<b>DONEGAL</b>	<b>37</b>	<b>18</b>	<b>55</b>	<b>12</b>	<b>4</b>	<b>7</b>	<b>1</b>	<b>79</b>
BALLINASLOE	5	2	7	1	0	0	0	8
CLIFDEN	4	1	5	1	0	0	0	6
GALWAY	18	29	47	14	4	1	1	67
LOUGHREA	7	2	9	3	0	0	0	12
SALTHILL	7	2	9	2	0	1	0	12
TUAM	9	4	13	1	2	0	0	16
<b>GALWAY</b>	<b>50</b>	<b>40</b>	<b>90</b>	<b>22</b>	<b>6</b>	<b>2</b>	<b>1</b>	<b>121</b>

Following a full Fleet Category Review undertaken on August 9th 2019, 1 vehicle listed as 'Others' was reclassified as 'Vans' & 127 vehicles listed as 'Others' and 27 vehicles listed as '4x4' were reclassified as 'Cars'.

This Data is correct as of 30/11/2021 and will be updated as of 31/12/2021



## Garda Fleet Management Report as at 30/11/2021

KILLARNEY	10	4	14	2	0	0	0	16
LISTOWEL	10	2	12	1	0	0	0	13
TRALEE	17	10	27	8	3	1	1	40
<b>KERRY</b>	<b>37</b>	<b>16</b>	<b>53</b>	<b>11</b>	<b>3</b>	<b>1</b>	<b>1</b>	<b>69</b>
KILDARE	15	7	22	5	1	0	0	28
LEIXLIP	7	4	11	2	0	0	0	13
NAAS	11	9	20	8	1	1	1	31
<b>KILDARE</b>	<b>33</b>	<b>20</b>	<b>53</b>	<b>15</b>	<b>2</b>	<b>1</b>	<b>1</b>	<b>72</b>
CARLOW	15	5	20	5	1	0	0	26
KILKENNY	14	15	29	7	0	1	1	38
THOMASTOWN	7	14	21	6	0	1	0	28
THOMASTOWN R.R	1	0	1	0	0	0	0	1
<b>KILKENNY/CARLOW</b>	<b>37</b>	<b>34</b>	<b>71</b>	<b>18</b>	<b>1</b>	<b>2</b>	<b>1</b>	<b>93</b>
BIRR	4	2	6	1	0	0	0	7
PORTLAOISE	15	14	29	8	3	1	2	43
TULLAMORE	10	4	14	3	1	0	0	18
<b>LAOIS-OFFALY</b>	<b>29</b>	<b>20</b>	<b>49</b>	<b>12</b>	<b>4</b>	<b>1</b>	<b>2</b>	<b>68</b>
BRUFF	6	2	8	3	0	0	0	11
HENRY STREET LIMERICK	20	26	46	12	5	1	0	64
NEWCASTLEWEST	11	1	12	2	0	0	0	14
ROXBORO ROAD	7	3	10	2	0	0	3	15
<b>LIMERICK</b>	<b>44</b>	<b>32</b>	<b>76</b>	<b>19</b>	<b>5</b>	<b>1</b>	<b>3</b>	<b>104</b>
ARDEE	4	3	7	3	0	0	0	10
DROGHEDA	11	7	18	3	2	1	1	25
DUNDALK	20	7	27	6	0	2	0	35
<b>LOUTH</b>	<b>35</b>	<b>17</b>	<b>52</b>	<b>12</b>	<b>2</b>	<b>3</b>	<b>1</b>	<b>70</b>
BALLINA	7	2	9	3	0	0	0	12
BELMULLET	3	0	3	0	0	1	0	4
CASTLEBAR	3	6	9	3	2	0	1	15
CLAREMORRIS	19	5	24	3	0	0	0	27
WESTPORT	5	1	6	2	0	0	0	8
<b>MAYO</b>	<b>37</b>	<b>14</b>	<b>51</b>	<b>11</b>	<b>2</b>	<b>1</b>	<b>1</b>	<b>66</b>
ASHBOURNE	15	5	20	2	2	1	0	25
KELLS	6	1	7	1	0	0	0	8
NAVAN	9	7	16	5	0	0	0	21
TRIM	8	2	10	2	0	0	0	12
<b>MEATH</b>	<b>38</b>	<b>15</b>	<b>53</b>	<b>10</b>	<b>2</b>	<b>1</b>	<b>0</b>	<b>66</b>
CASTLEREA	8	4	12	3	0	1	3	19
GRANARD	4	1	5	1	0	0	0	6
LONGFORD	8	4	12	2	1	0	0	15
ROSCOMMON	8	8	16	5	2	0	0	23
<b>ROSCOMMON-LONGFORD</b>	<b>28</b>	<b>17</b>	<b>45</b>	<b>11</b>	<b>3</b>	<b>1</b>	<b>3</b>	<b>63</b>
BALLYMOTE	7	2	9	1	1	1	0	12
LEITRIM	10	4	14	4	1	2	0	21
SLIGO	13	7	20	5	1	0	0	26
<b>SLIGO-LEITRIM</b>	<b>30</b>	<b>13</b>	<b>43</b>	<b>10</b>	<b>3</b>	<b>3</b>	<b>0</b>	<b>59</b>
CAHIR	12	4	16	1	2	1	0	20
CLONMEL	5	3	8	2	0	0	0	10
NENAGH	6	4	10	2	0	0	0	12
THURLES	9	8	17	7	2	1	0	27
TIPPERARY	3	4	7	2	0	0	0	9
<b>TIPPERARY</b>	<b>35</b>	<b>23</b>	<b>58</b>	<b>14</b>	<b>4</b>	<b>2</b>	<b>0</b>	<b>78</b>
DUNGARVAN	11	2	13	2	0	1	0	16
TRAMORE	6	2	8	2	1	1	0	12
WATERFORD	18	12	30	10	2	1	1	44
<b>WATERFORD</b>	<b>35</b>	<b>16</b>	<b>51</b>	<b>14</b>	<b>3</b>	<b>3</b>	<b>1</b>	<b>72</b>
ATHLONE	14	4	18	1	2	1	0	22
MULLINGAR	20	23	43	9	0	0	1	53
<b>WESTMEATH</b>	<b>34</b>	<b>27</b>	<b>61</b>	<b>10</b>	<b>2</b>	<b>1</b>	<b>1</b>	<b>75</b>
ENNISCORTHY	14	7	21	2	1	1	0	25
NEW ROSS	4	4	8	2	0	0	0	10
WEXFORD	12	10	22	4	1	1	0	28
<b>WEXFORD</b>	<b>30</b>	<b>21</b>	<b>51</b>	<b>8</b>	<b>2</b>	<b>2</b>	<b>0</b>	<b>63</b>
BALTINGLASS	9	3	12	3	0	1	0	16
BRAY	14	6	20	4	2	1	0	27
WICKLOW	9	9	18	4	0	4	1	27
<b>WICKLOW</b>	<b>32</b>	<b>18</b>	<b>50</b>	<b>11</b>	<b>2</b>	<b>6</b>	<b>1</b>	<b>70</b>
NATIONAL & HEADQUARTERS UNITS	39	661	700	130	21	43	16	910
<b>NATIONAL &amp; HEADQUARTERS UNITS</b>	<b>39</b>	<b>661</b>	<b>700</b>	<b>130</b>	<b>21</b>	<b>43</b>	<b>16</b>	<b>910</b>

Following a full Fleet Category Review undertaken on August 9th 2019, 1 vehicle listed as 'Others' was reclassified as 'Vans' & 127 vehicles listed as 'Others' and 27 vehicles listed as '4x4' were reclassified as 'Cars'.

This Data is correct as of 30/11/2021 and will be updated as of 31/12/2021



## Garda Fleet Management Report as at 30/11/2021

GARDA HEADQUARTERS	0	4	4	0	0	0	0	4
GARDA HEADQUARTERS	0	4	4	0	0	0	0	4
ORGANISED & SERIOUS CRIME	0	8	8	0	0	0	0	8
H/SQ-ORGANISED & SERIOUS CRIME	0	8	8	0	0	0	0	8

### Vehicles Removed from Fleet from 01/11/2021 to 30/11/2021 by Type as at 30/11/2021

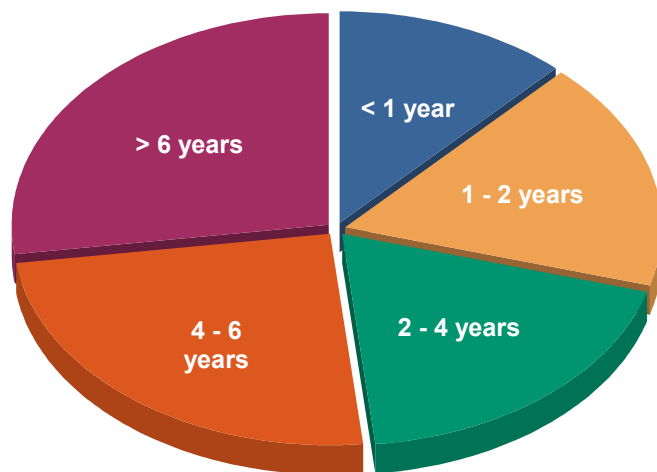
	Cars			Vans	Motorcycles	4 x 4	Others	Total
	Marked	Unmarked	Total	Total	Total	Total	Total	
<b>Total</b>	14	21	35	4		1		40
November 2021	14	21	35	4	0	1	0	40

### Vehicles Assigned to Fleet from 01/11/2021 to 30/11/2021 by Type as at 30/11/2021

	Cars			Vans	Motorcycles	4 x 4	Others	Total
	Marked	Unmarked	Total	Total	Total	Total	Total	
<b>Total</b>	2	1	3	0	0	0	0	3
November 2021	2	1	3	0	0	0	0	3

### Strength of Garda Fleet, broken down by Age as at 30/11/2021

	Cars	Vans	Motorcycles	4 x 4	Others	Total	% of Total
<b>Total</b>	2,451	503	128	101	54	3,237	100%
< 1 year	325	45	2	18	1	391	12%
1 - 2 years	494	33	25	9	4	565	17%
2 - 4 years	433	124	12	31	13	613	19%
4 - 6 years	506	176	57	23	22	784	24%
> 6 years	693	125	32	20	14	884	27%



< 1 year	391	12.1%
1 - 2 years	565	17.5%
2 - 4 years	613	18.9%
4 - 6 years	784	24.2%
> 6 years	884	27.3%
<b>Total:</b>	<b>3,237</b>	<b>100.0%</b>

Vehicle age is calculated from date of commission.

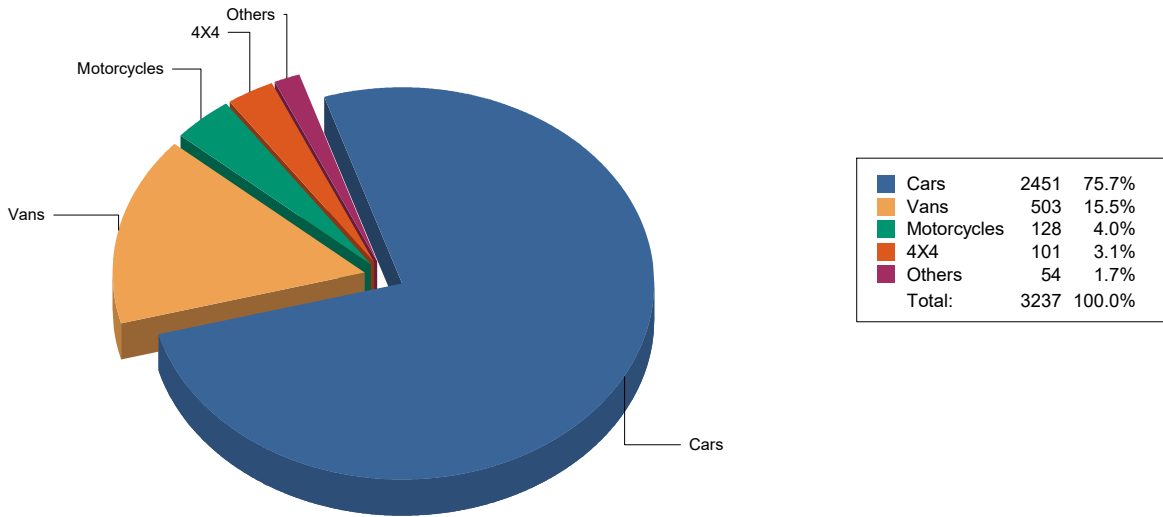
Following a full Fleet Category Review undertaken on August 9th 2019, 1 vehicle listed as 'Others' was reclassified as 'Vans' & 127 vehicles listed as 'Others' and 27 vehicles listed as '4x4' were reclassified as 'Cars'.

This Data is correct as of 30/11/2021 and will be updated as of 31/12/2021

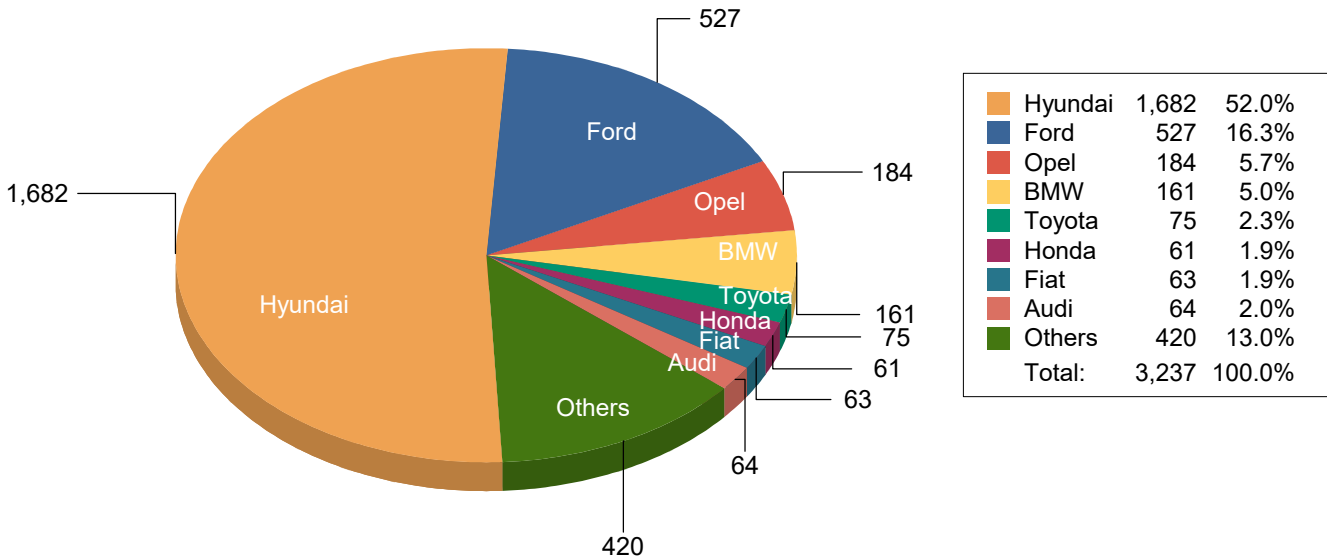


# Garda Fleet Management Report as at 30/11/2021

## Strength of Garda Fleet, broken down by Type as at 30/11/2021



## Strength of Garda Fleet, broken down by Make as at 30/11/2021



Following a full Fleet Category Review undertaken on August 9th 2019, 1 vehicle listed as 'Others' was reclassified as 'Vans' & 127 vehicles listed as 'Others' and 27 vehicles listed as '4x4' were reclassified as 'Cars'.

This Data is correct as of 30/11/2021 and will be updated as of 31/12/2021