



# Garda Fleet Management Report as at 30/11/20

## Strength of Garda Fleet, broken down by Division & District as at 30/11/20

Division / District	Cars			Vans	Motorcycles	4 x 4	Others	Total
	Marked	Unmarked	Total	Total	Total	Total	Total	
	956	1,391	2,347	497	126	88	53	
<b>Total</b>	<b>956</b>	<b>1,391</b>	<b>2,347</b>	<b>497</b>	<b>126</b>	<b>88</b>	<b>53</b>	<b>3,111</b>
BAILIEBORO	6	6	12	2	0	0	0	14
CARRICKMACROSS	4	3	7	3	0	1	0	11
CAVAN	14	3	17	2	2	0	0	21
MONAGHAN	8	8	16	5	2	0	0	23
<b>CAVAN-MONAGHAN</b>	<b>32</b>	<b>20</b>	<b>52</b>	<b>12</b>	<b>4</b>	<b>1</b>	<b>0</b>	<b>69</b>
ENNIS	14	17	31	10	2	0	0	43
KILRUSH	7	4	11	3	0	1	0	15
<b>CLARE</b>	<b>21</b>	<b>21</b>	<b>42</b>	<b>13</b>	<b>2</b>	<b>1</b>	<b>0</b>	<b>58</b>
ANGELSEA STREET	13	43	56	12	1	2	1	72
GURRANABRAHER	11	8	19	4	8	1	1	33
MAYFIELD	5	7	12	3	1	0	4	20
TOGHER	10	6	16	1	0	0	1	18
<b>CORK CITY</b>	<b>39</b>	<b>64</b>	<b>103</b>	<b>20</b>	<b>10</b>	<b>3</b>	<b>7</b>	<b>143</b>
FERMOY	10	8	18	3	1	0	0	22
MALLOW	8	8	16	2	1	0	0	19
MIDLETON	9	5	14	6	1	0	0	21
<b>CORK NORTH</b>	<b>27</b>	<b>21</b>	<b>48</b>	<b>11</b>	<b>3</b>	<b>0</b>	<b>0</b>	<b>62</b>
BANDON	11	10	21	7	1	0	1	30
BANTRY	4	2	6	3	0	1	0	10
CLONAKILTY	5	5	10	2	0	0	0	12
MACROOM	12	3	15	1	0	2	1	19
<b>CORK WEST</b>	<b>32</b>	<b>20</b>	<b>52</b>	<b>13</b>	<b>1</b>	<b>3</b>	<b>2</b>	<b>71</b>
BLACKROCK-W	18	10	28	2	0	1	0	31
DUNLAOGHAIRE-F	20	15	35	9	0	0	1	45
<b>DMR EAST</b>	<b>38</b>	<b>25</b>	<b>63</b>	<b>11</b>	<b>0</b>	<b>1</b>	<b>1</b>	<b>76</b>
BALBRIGGAN-Y	5	8	13	1	0	0	0	14
BALLYMUN	12	22	34	7	0	1	1	43
COOLOCK-R	9	16	25	3	0	0	0	28
RAHENY-J	12	11	23	3	0	0	0	26
<b>DMR NORTH</b>	<b>38</b>	<b>57</b>	<b>95</b>	<b>14</b>	<b>0</b>	<b>1</b>	<b>1</b>	<b>111</b>
BRIDEWELL	6	3	9	2	0	0	0	11
FITZGIBBON STREET	9	9	18	5	0	2	0	25
STORE STREET	15	19	34	5	0	1	1	41
<b>DMR NORTH CENTRAL</b>	<b>30</b>	<b>31</b>	<b>61</b>	<b>12</b>	<b>0</b>	<b>3</b>	<b>1</b>	<b>77</b>
CRUMLIN-G	10	11	21	8	0	0	0	29
TALLAGHT-M	13	19	32	6	0	1	1	40
TERENURE-P	10	7	17	2	0	1	0	20
<b>DMR SOUTH</b>	<b>33</b>	<b>37</b>	<b>70</b>	<b>16</b>	<b>0</b>	<b>2</b>	<b>1</b>	<b>89</b>
DONNYBROOK-E	9	9	18	6	0	0	0	24
KEVIN STREET-A	10	21	31	4	0	0	1	36
PEARSE STREET-B	7	10	17	5	0	0	0	22
<b>DMR SOUTH CENTRAL</b>	<b>26</b>	<b>40</b>	<b>66</b>	<b>15</b>	<b>0</b>	<b>0</b>	<b>1</b>	<b>82</b>
DMR TRAFFIC-DUBLIN CASTLE	13	6	19	2	46	2	0	69
<b>DMR TRAFFIC</b>	<b>13</b>	<b>6</b>	<b>19</b>	<b>2</b>	<b>46</b>	<b>2</b>	<b>0</b>	<b>69</b>
BLANCHARDSTOWN-K	14	24	38	6	0	0	1	45
CLONDALKIN-L	11	14	25	4	0	0	0	29
LUCAN-Q	9	10	19	3	0	0	5	27
<b>DMR WEST</b>	<b>34</b>	<b>48</b>	<b>82</b>	<b>13</b>	<b>0</b>	<b>0</b>	<b>6</b>	<b>101</b>
BALLYSHANNON	11	5	16	2	0	0	1	19
BUNCRANA	6	3	9	1	2	0	0	12
LETTERKENNY	11	12	23	8	2	0	0	33
MILFORD	6	2	8	3	0	1	0	12
<b>DONEGAL</b>	<b>34</b>	<b>22</b>	<b>56</b>	<b>14</b>	<b>4</b>	<b>1</b>	<b>1</b>	<b>76</b>
BALLINASLOE	5	2	7	1	0	0	0	8
CLIFDEN	4	1	5	2	0	0	0	7
GALWAY	20	29	49	13	4	1	1	68
LOUGHREA	8	2	10	4	0	0	0	14
SALTHILL	7	3	10	2	0	0	0	12
TUAM	8	4	12	2	2	0	0	16
<b>GALWAY</b>	<b>52</b>	<b>41</b>	<b>93</b>	<b>24</b>	<b>6</b>	<b>1</b>	<b>1</b>	<b>125</b>

Following a full Fleet Category Review undertaken on August 9th 2019, 1 vehicle listed as 'Others' was reclassified as 'Vans' & 127 vehicles listed as 'Others' and 27 vehicles listed as '4x4' were reclassified as 'Cars'.

This Data is correct as of 30/11/20 and will be updated as of 30/11/2020



## Garda Fleet Management Report as at 30/11/20

KILLARNEY	8	5	13	3	0	0	0	16
LISTOWEL	9	2	11	2	0	0	0	13
TRALEE	16	13	29	7	3	1	1	41
<b>KERRY</b>	<b>33</b>	<b>20</b>	<b>53</b>	<b>12</b>	<b>3</b>	<b>1</b>	<b>1</b>	<b>70</b>
KILDARE	13	8	21	5	1	0	0	27
LEIXLIP	8	5	13	3	0	0	0	16
NAAS	10	6	16	5	1	1	0	23
<b>KILDARE</b>	<b>31</b>	<b>19</b>	<b>50</b>	<b>13</b>	<b>2</b>	<b>1</b>	<b>0</b>	<b>66</b>
CARLOW	14	6	20	6	1	1	0	28
KILKENNY	16	15	31	8	0	1	1	41
THOMASTOWN	6	12	18	6	0	0	0	24
<b>KILKENNY/CARLOW</b>	<b>36</b>	<b>33</b>	<b>69</b>	<b>20</b>	<b>1</b>	<b>2</b>	<b>1</b>	<b>93</b>
BIRR	4	2	6	1	0	0	0	7
PORTLAOISE	13	13	26	8	3	2	2	41
TULLAMORE	8	5	13	3	1	0	0	17
<b>LAOIS-OFFALY</b>	<b>25</b>	<b>20</b>	<b>45</b>	<b>12</b>	<b>4</b>	<b>2</b>	<b>2</b>	<b>65</b>
BRUFF	4	1	5	3	0	0	0	8
HENRY STREET LIMERICK	19	25	44	10	5	1	0	60
NEWCASTLEWEST	11	2	13	2	0	0	0	15
ROXBORO ROAD	7	3	10	4	0	0	3	17
<b>LIMERICK</b>	<b>41</b>	<b>31</b>	<b>72</b>	<b>19</b>	<b>5</b>	<b>1</b>	<b>3</b>	<b>100</b>
ARDEE	4	3	7	3	0	0	0	10
DROGHEDA	9	7	16	3	2	1	1	23
DUNDALK	20	9	29	5	0	0	0	34
<b>LOUTH</b>	<b>33</b>	<b>19</b>	<b>52</b>	<b>11</b>	<b>2</b>	<b>1</b>	<b>1</b>	<b>67</b>
BALLINA	6	2	8	3	0	0	0	11
BELMULLET	3	0	3	1	0	1	0	5
CASTLEBAR	5	8	13	4	2	0	1	20
CLAREMORRIS	15	5	20	3	0	1	0	24
WESTPORT	4	1	5	2	0	0	0	7
<b>MAYO</b>	<b>33</b>	<b>16</b>	<b>49</b>	<b>13</b>	<b>2</b>	<b>2</b>	<b>1</b>	<b>67</b>
ASHBOURNE	13	7	20	4	2	1	0	27
KELLS	5	1	6	1	0	0	0	7
NAVAN	8	8	16	5	0	0	0	21
TRIM	7	3	10	1	0	0	0	11
<b>MEATH</b>	<b>33</b>	<b>19</b>	<b>52</b>	<b>11</b>	<b>2</b>	<b>1</b>	<b>0</b>	<b>66</b>
CASTLEREA	8	6	14	4	0	1	3	22
GRANARD	4	2	6	1	0	0	0	7
LONGFORD	8	5	13	2	1	0	0	16
ROSCOMMON	7	8	15	5	2	0	0	22
<b>ROSCOMMON-LONGFORD</b>	<b>27</b>	<b>21</b>	<b>48</b>	<b>12</b>	<b>3</b>	<b>1</b>	<b>3</b>	<b>67</b>
BALLYMOTE	6	2	8	2	0	0	0	10
LEITRIM	10	4	14	4	1	1	0	20
SLIGO	11	8	19	6	2	0	0	27
<b>SLIGO-LEITRIM</b>	<b>27</b>	<b>14</b>	<b>41</b>	<b>12</b>	<b>3</b>	<b>1</b>	<b>0</b>	<b>57</b>
CAHIR	11	3	14	2	2	1	0	19
CLONMEL	4	5	9	2	0	0	0	11
NENAGH	8	3	11	2	0	0	0	13
THURLES	6	11	17	5	2	1	0	25
TIPPERARY	3	2	5	2	0	0	0	7
<b>TIPPERARY</b>	<b>32</b>	<b>24</b>	<b>56</b>	<b>13</b>	<b>4</b>	<b>2</b>	<b>0</b>	<b>75</b>
DUNGARVAN	12	3	15	2	0	1	0	18
TRAMORE	6	3	9	2	1	1	0	13
WATERFORD	18	11	29	11	2	1	1	44
<b>WATERFORD</b>	<b>36</b>	<b>17</b>	<b>53</b>	<b>15</b>	<b>3</b>	<b>3</b>	<b>1</b>	<b>75</b>
ATHLONE	9	5	14	2	2	1	0	19
MULLINGAR	20	23	43	10	0	0	1	54
<b>WESTMEATH</b>	<b>29</b>	<b>28</b>	<b>57</b>	<b>12</b>	<b>2</b>	<b>1</b>	<b>1</b>	<b>73</b>
ENNISCORTHY	13	8	21	2	1	1	0	25
NEW ROSS	6	3	9	2	0	0	0	11
WEXFORD	13	12	25	7	1	1	0	34
<b>WEXFORD</b>	<b>32</b>	<b>23</b>	<b>55</b>	<b>11</b>	<b>2</b>	<b>2</b>	<b>0</b>	<b>70</b>
BALTINGLASS	8	3	11	3	0	1	0	15
BRAY	14	8	22	3	2	1	0	28
WICKLOW	8	8	16	5	0	4	1	26
<b>WICKLOW</b>	<b>30</b>	<b>19</b>	<b>49</b>	<b>11</b>	<b>2</b>	<b>6</b>	<b>1</b>	<b>69</b>
NATIONAL & HEADQUARTERS UNITS	29	615	644	110	10	42	16	822
<b>NATIONAL &amp; HEADQUARTERS UNITS</b>	<b>29</b>	<b>615</b>	<b>644</b>	<b>110</b>	<b>10</b>	<b>42</b>	<b>16</b>	<b>822</b>

Following a full Fleet Category Review undertaken on August 9th 2019, 1 vehicle listed as 'Others' was reclassified as 'Vans' & 127 vehicles listed as 'Others' and 27 vehicles listed as '4x4' were reclassified as 'Cars'.

This Data is correct as of 30/11/20 and will be updated as of 30/11/2020



## Garda Fleet Management Report as at 30/11/20

### Vehicles Removed from Fleet from 01/01/20 to 30/11/20 by Type as at 30/11/20

	Cars			Vans	Motorcycles	4 x 4	Others	Total
	Marked	Unmarked	Total	Total	Total	Total	Total	
<b>Total</b>	86	75	161	26	15	1	4	207
January 2020	2	14	16	0	1	0	1	18
February 2020	1	3	4	1	0	0	0	5
March 2020	13	6	19	2	0	0	1	22
April 2020	12	12	24	0	0	0	0	24
May 2020	11	9	20	10	0	0	0	30
July 2020	8	2	10	4	0	1	0	15
August 2020	8	6	14	1	1	0	0	16
September 2020	2	5	7	2	0	0	1	10
October 2020	17	12	29	5	13	0	1	48
November 2020	12	6	18	1	0	0	0	19

### Vehicles Assigned to Fleet from 01/01/20 to 30/11/20 by Type as at 30/11/20

	Cars			Vans	Motorcycles	4 x 4	Others	Total
	Marked	Unmarked	Total	Total	Total	Total	Total	
<b>Total</b>	244	220	464	23	25	8	4	524
January 2020		36	36	10	0	0	0	46
February 2020	13	13	26	2	0	1	0	29
March 2020	29	10	39	1	0	0	1	41
April 2020	25	25	50	0	0	0	0	50
May 2020	20	46	66	1	0	0	0	67
June 2020	27	4	31	0	0	0	2	33
July 2020	26	4	30	0	6	0	1	37
August 2020	34	12	46	0	2	0	0	48
September 2020	6	20	26	1	12	2	0	41
October 2020	37	47	84	0	0	4	0	88
November 2020	27	3	30	8	5	1	0	44

Following a full Fleet Category Review undertaken on August 9th 2019, 1 vehicle listed as 'Others' was reclassified as 'Vans' & 127 vehicles listed as 'Others' and 27 vehicles listed as '4x4' were reclassified as 'Cars'.

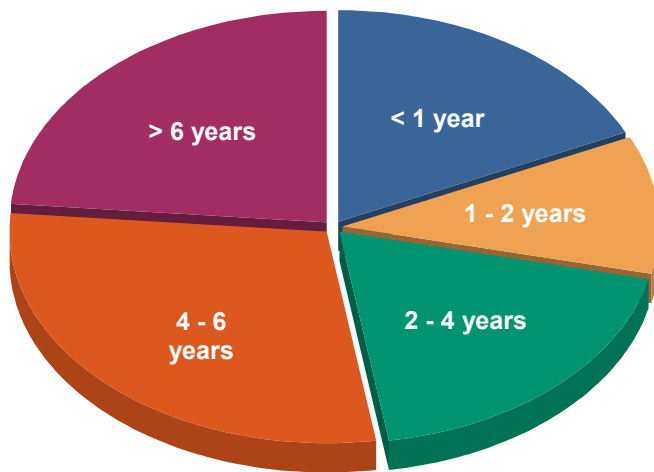
This Data is correct as of 30/11/20 and will be updated as of 30/11/2020



# Garda Fleet Management Report as at 30/11/20

## Strength of Garda Fleet, broken down by Age as at 30/11/20

	Cars	Vans	Motorcycles	4 x 4	Others	Total	% of Total
Total	2,347	497	126	88	53	3,111	100%
< 1 year	495	33	25	9	4	566	18%
1 - 2 years	267	34	0	10	9	320	10%
2 - 4 years	398	125	14	32	19	588	19%
4 - 6 years	643	181	56	12	11	903	29%
> 6 years	544	124	31	25	10	734	24%



< 1 year	566	18.2%
1 - 2 years	320	10.3%
2 - 4 years	588	18.9%
4 - 6 years	903	29.0%
> 6 years	734	23.6%
Total:	3,111	100.0%

Vehicle age is calculated from date of commission.

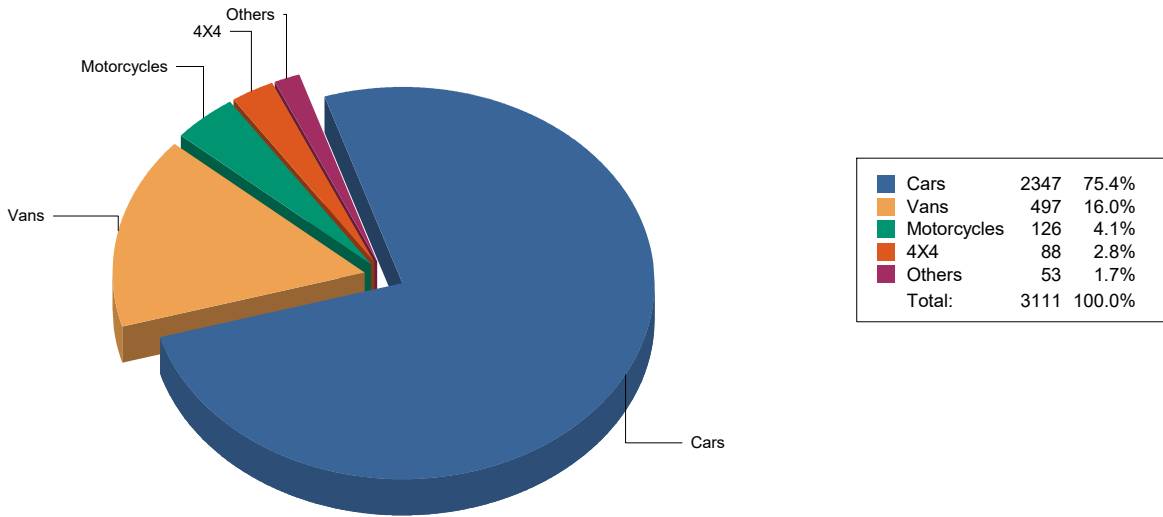
Following a full Fleet Category Review undertaken on August 9th 2019, 1 vehicle listed as 'Others' was reclassified as 'Vans' & 127 vehicles listed as 'Others' and 27 vehicles listed as '4x4' were reclassified as 'Cars'.

This Data is correct as of 30/11/20 and will be updated as of 30/11/2020

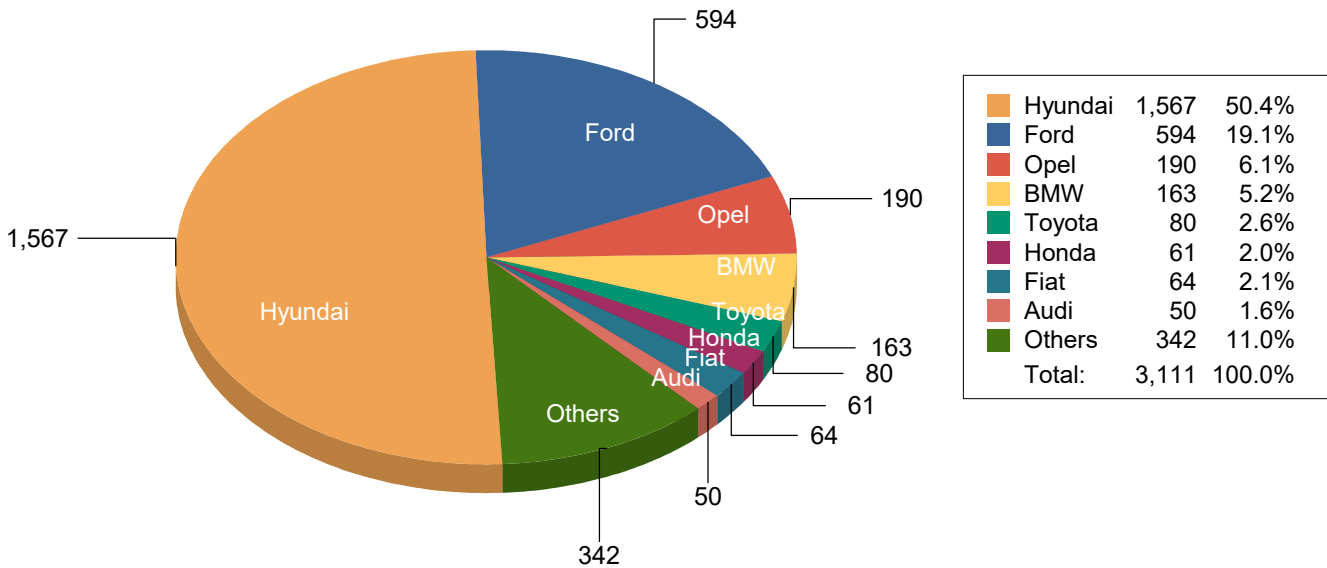


# Garda Fleet Management Report as at 30/11/20

## Strength of Garda Fleet, broken down by Type as at 30/11/20



## Strength of Garda Fleet, broken down by Make as at 30/11/20



Following a full Fleet Category Review undertaken on August 9th 2019, 1 vehicle listed as 'Others' was reclassified as 'Vans' & 127 vehicles listed as 'Others' and 27 vehicles listed as '4x4' were reclassified as 'Cars'.

This Data is correct as of 30/11/20 and will be updated as of 30/11/2020