



# Joint Resources Working Group as at 31/05/2025

## Strength of Garda Fleet, broken down by Division & District as at 31/05/2025

Division / District	Cars			Vans	Motorcycles	4 x 4	Others	Total
	Marked	Unmarked	Total	Total	Total	Total	Total	
	1,082	1,623	2,705	658	151	98	60	
<b>Total</b>	<b>1,082</b>	<b>1,623</b>	<b>2,705</b>	<b>658</b>	<b>151</b>	<b>98</b>	<b>60</b>	<b>3,672</b>
ANGELSEA STREET	15	45	60	16	0	1	1	78
GURRANABRAHER	15	7	22	4	10	1	1	38
MAYFIELD	8	5	13	5	1	0	4	23
TOGHER	16	7	23	6	1	0	1	31
<b>CORK CITY</b>	<b>54</b>	<b>64</b>	<b>118</b>	<b>31</b>	<b>12</b>	<b>2</b>	<b>7</b>	<b>170</b>
BLACKROCK-W	20	17	37	5	1	1	0	44
DUNLAOGHAIRE-F	14	13	27	12	0	0	1	40
<b>DMR EAST</b>	<b>34</b>	<b>30</b>	<b>64</b>	<b>17</b>	<b>1</b>	<b>1</b>	<b>1</b>	<b>84</b>
BALBRIGGAN-Y	8	6	14	2	0	0	0	16
BALLYMUN	13	21	34	6	0	1	2	43
COOLOCK-R	9	14	23	3	0	0	0	26
RAHENY-J	12	14	26	4	0	0	0	30
<b>DMR NORTH</b>	<b>42</b>	<b>55</b>	<b>97</b>	<b>15</b>	<b>0</b>	<b>1</b>	<b>2</b>	<b>115</b>
BRIDEWELL	8	3	11	3	0	0	0	14
FITZGIBBON STREET	13	10	23	6	0	0	0	29
STORE STREET	17	11	28	7	4	1	1	41
<b>DMR NORTH CENTRAL</b>	<b>38</b>	<b>24</b>	<b>62</b>	<b>16</b>	<b>4</b>	<b>1</b>	<b>1</b>	<b>84</b>
CRUMLIN-G	10	8	18	9	0	0	0	27
TALLAGHT-M	15	19	34	9	0	2	2	47
TERENURE-P	9	6	15	3	0	1	0	19
<b>DMR SOUTH</b>	<b>34</b>	<b>33</b>	<b>67</b>	<b>21</b>	<b>0</b>	<b>3</b>	<b>2</b>	<b>93</b>
DONNYBROOK-E	12	8	20	7	0	0	0	27
KEVIN STREET-A	12	20	32	8	0	0	3	43
PEARSE STREET-B	8	12	20	8	1	0	0	29
<b>DMR SOUTH CENTRAL</b>	<b>32</b>	<b>40</b>	<b>72</b>	<b>23</b>	<b>1</b>	<b>0</b>	<b>3</b>	<b>99</b>
DMR TRAFFIC-DUBLIN CASTLE	11	4	15	4	34	1	1	55
<b>DMR TRAFFIC</b>	<b>11</b>	<b>4</b>	<b>15</b>	<b>4</b>	<b>34</b>	<b>1</b>	<b>1</b>	<b>55</b>
BLANCHARDSTOWN-K	16	31	47	7	2	0	1	57
CLONDALKIN-L	15	12	27	7	0	0	0	34
LUCAN-Q	13	11	24	2	0	0	2	28
<b>DMR WEST</b>	<b>44</b>	<b>54</b>	<b>98</b>	<b>16</b>	<b>2</b>	<b>0</b>	<b>3</b>	<b>119</b>
BALLYSHANNON	12	3	15	2	1	2	1	21
BUNCRANA	7	3	10	1	1	2	0	14
LETTERKENNY	15	12	27	9	2	2	0	40
MILFORD	7	2	9	4	0	1	0	14
<b>DONEGAL</b>	<b>41</b>	<b>20</b>	<b>61</b>	<b>16</b>	<b>4</b>	<b>7</b>	<b>1</b>	<b>89</b>
BALLINASLOE	3	2	5	1	0	0	0	6
CLIFDEN	3	0	3	1	0	0	0	4
GALWAY	19	34	53	24	4	1	1	83
LOUGHREA	4	3	7	3	0	0	0	10
SALTHILL	7	1	8	2	0	1	0	11
TUAM	4	2	6	1	2	0	0	9
<b>GALWAY</b>	<b>40</b>	<b>42</b>	<b>82</b>	<b>32</b>	<b>6</b>	<b>2</b>	<b>1</b>	<b>123</b>
KILLARNEY	9	6	15	4	0	0	0	19
LISTOWEL	7	2	9	2	0	0	0	11
TRALEE	17	13	30	14	4	1	1	50
<b>KERRY</b>	<b>33</b>	<b>21</b>	<b>54</b>	<b>20</b>	<b>4</b>	<b>1</b>	<b>1</b>	<b>80</b>
KILDARE	15	9	24	6	0	0	0	30
LEIXLIP	8	11	19	3	0	0	0	22
NAAS	13	10	23	8	2	1	1	35
<b>KILDARE</b>	<b>36</b>	<b>30</b>	<b>66</b>	<b>17</b>	<b>2</b>	<b>1</b>	<b>1</b>	<b>87</b>
CARLOW	17	1	18	4	1	0	0	23
KILKENNY	14	24	38	7	1	1	1	48
THOMASTOWN	8	13	21	9	0	0	0	30
<b>KILKENNY/CARLOW</b>	<b>39</b>	<b>38</b>	<b>77</b>	<b>20</b>	<b>2</b>	<b>1</b>	<b>1</b>	<b>101</b>
BIRR	6	2	8	3	0	0	0	11
PORTLAOISE	15	14	29	11	3	1	2	46
TULLAMORE	11	3	14	6	1	0	0	21
<b>LAOIS-OFFALY</b>	<b>32</b>	<b>19</b>	<b>51</b>	<b>20</b>	<b>4</b>	<b>1</b>	<b>2</b>	<b>78</b>

Following a full Fleet Category Review undertaken on August 9th 2019, 1 vehicle listed as 'Others' was reclassified as 'Vans' & 127 vehicles listed as 'Others' and 27 vehicles listed as '4x4' were reclassified as 'Cars'.

This Data is correct as of 31/05/2025 and will be updated as of 01/06/2025



## Joint Resources Working Group as at 31/05/2025

BRUFF	5	2	7	3	0	0	0	10
HENRY STREET LIMERICK	32	36	68	15	6	1	0	90
NEWCASTLEWEST	12	2	14	2	0	0	0	16
ROXBORO ROAD	10	5	15	3	0	0	1	19
<b>LIMERICK</b>	<b>59</b>	<b>45</b>	<b>104</b>	<b>23</b>	<b>6</b>	<b>1</b>	<b>1</b>	<b>135</b>
BALLYMOTE	9	2	11	2	1	1	0	15
LEITRIM	12	5	17	4	0	1	1	23
SLIGO	13	10	23	9	1	0	0	33
<b>SLIGO-LEITRIM</b>	<b>34</b>	<b>17</b>	<b>51</b>	<b>15</b>	<b>2</b>	<b>2</b>	<b>1</b>	<b>71</b>
DUNGARVAN	8	2	10	2	0	1	0	13
TRAMORE	7	3	10	2	1	1	0	14
WATERFORD	16	13	29	14	2	1	1	47
<b>WATERFORD</b>	<b>31</b>	<b>18</b>	<b>49</b>	<b>18</b>	<b>3</b>	<b>3</b>	<b>1</b>	<b>74</b>
NATIONAL & HEADQUARTERS UNITS	44	815	859	165	35	44	18	1,121
<b>NATIONAL &amp; HEADQUARTERS UNITS</b>	<b>44</b>	<b>815</b>	<b>859</b>	<b>165</b>	<b>35</b>	<b>44</b>	<b>18</b>	<b>1,121</b>
CAHIR	12	3	15	1	2	1	0	19
CLONMEL	4	4	8	3	0	0	0	11
ENNIS	15	11	26	12	2	0	1	41
KILRUSH	8	2	10	2	0	1	0	13
NENAGH	6	2	8	1	0	0	0	9
THURLES	9	9	18	10	2	1	0	31
TIPPERARY	3	3	6	2	0	0	1	9
<b>CLARE/TIPPERARY</b>	<b>57</b>	<b>34</b>	<b>91</b>	<b>31</b>	<b>6</b>	<b>3</b>	<b>2</b>	<b>133</b>
BANDON	11	11	22	7	1	0	1	31
BANTRY	5	2	7	2	0	1	0	10
CLONAKILTY	8	3	11	2	0	0	0	13
FERMOY	10	9	19	5	2	0	0	26
MACROOM	13	6	19	1	0	1	1	22
MALLOW	12	8	20	4	0	0	0	24
MIDLETON	11	7	18	6	1	0	1	26
<b>CORK COUNTY</b>	<b>70</b>	<b>46</b>	<b>116</b>	<b>27</b>	<b>4</b>	<b>2</b>	<b>3</b>	<b>152</b>
ARDEE	7	4	11	4	0	0	0	15
BAILIEBORO	6	8	14	1	0	0	0	15
CARRICKMACROSS	6	2	8	4	0	3	0	15
CAVAN	17	3	20	2	2	1	0	25
DROGHEDA	11	9	20	4	2	1	1	28
DUNDALK	20	12	32	9	0	1	0	42
MONAGHAN	10	17	27	10	2	2	0	41
<b>LOUTH/CAVAN/MONAGHAN</b>	<b>77</b>	<b>55</b>	<b>132</b>	<b>34</b>	<b>6</b>	<b>8</b>	<b>1</b>	<b>181</b>
BALLINA	7	3	10	3	0	0	0	13
BELMULLET	2	0	2	1	0	1	0	4
CASTLEBAR	5	9	14	4	2	0	1	21
CASTLEREA	9	4	13	4	0	1	2	20
CLAREMORRIS	22	7	29	2	0	0	0	31
GRANARD	4	2	6	2	0	0	0	8
LONGFORD	9	3	12	3	1	0	0	16
ROSCOMMON	7	9	16	7	1	0	0	24
WESTPORT	4	2	6	4	0	0	0	10
<b>MAYO/ROSCOMMON/LONGFORD</b>	<b>69</b>	<b>39</b>	<b>108</b>	<b>30</b>	<b>4</b>	<b>2</b>	<b>3</b>	<b>147</b>
ASHBOURNE	13	6	19	3	2	1	0	25
ATHLONE	16	7	23	3	1	1	0	28
KELLS	7	2	9	1	0	0	0	10
MULLINGAR	18	17	35	8	0	1	1	45
NAVAN	11	9	20	7	0	0	0	27
TRIM	7	2	9	2	0	0	0	11
<b>MEATH/WESTMEATH</b>	<b>72</b>	<b>43</b>	<b>115</b>	<b>24</b>	<b>3</b>	<b>3</b>	<b>1</b>	<b>146</b>
BALTINGLASS	8	5	13	3	1	1	0	18
BRAY	12	6	18	5	1	1	0	25
ENNISCORTHY	10	6	16	3	1	1	0	21
NEW ROSS	7	4	11	2	0	0	0	13
WEXFORD	14	9	23	5	3	1	1	33
WICKLOW	8	7	15	5	0	4	1	25
<b>WEXFORD/WICKLOW</b>	<b>59</b>	<b>37</b>	<b>96</b>	<b>23</b>	<b>6</b>	<b>8</b>	<b>2</b>	<b>135</b>

Following a full Fleet Category Review undertaken on August 9th 2019, 1 vehicle listed as 'Others' was reclassified as 'Vans' & 127 vehicles listed as 'Others' and 27 vehicles listed as '4x4' were reclassified as 'Cars'.

This Data is correct as of 31/05/2025 and will be updated as of 01/06/2025



## Joint Resources Working Group as at 31/05/2025

### Vehicles Removed from Fleet from 01/01/2025 to 31/05/2025 by Type as at 31/05/2025

	Cars			Vans	Motorcycles	4 x 4	Others	Total
	Marked	Unmarked	Total	Total	Total	Total	Total	
<b>Total</b>	48	55	103	3	11	1	0	118
January 2025	1	0	1	0	0	0	0	1
February 2025	10	3	13	0	0	0	0	13
March 2025	17	33	50	0	0	1	0	51
April 2025	15	14	29	0	0	0	0	29
May 2025	5	5	10	3	11	0	0	24

### Vehicles Assigned to Fleet from 01/01/2025 to 31/05/2025 by Type as at 31/05/2025

	Cars			Vans	Motorcycles	4 x 4	Others	Total
	Marked	Unmarked	Total	Total	Total	Total	Total	
<b>Total</b>	80	75	155	36	2	2	6	201
January 2025	20	12	32	6	0	0	2	40
February 2025	27	14	41	9	2	0	1	53
March 2025	20	19	39	5	0	1	0	45
April 2025	2	17	19	6	0	1	1	27
May 2025	11	13	24	10	0	0	2	36

Following a full Fleet Category Review undertaken on August 9th 2019, 1 vehicle listed as 'Others' was reclassified as 'Vans' & 127 vehicles listed as 'Others' and 27 vehicles listed as '4x4' were reclassified as 'Cars'.

This Data is correct as of 31/05/2025 and will be updated as of 01/06/2025

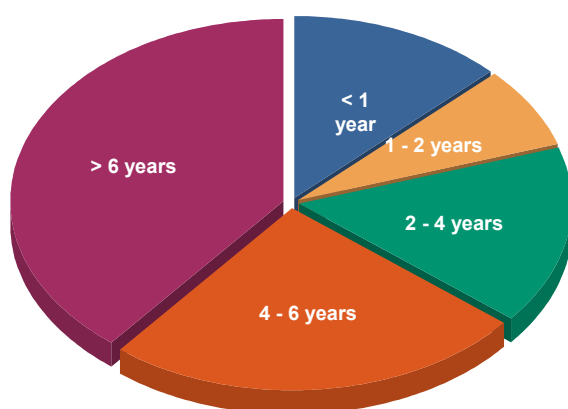


## Joint Resources Working Group as at 31/05/2025

### Strength of Garda Fleet, broken down by Age as at 31/05/2025

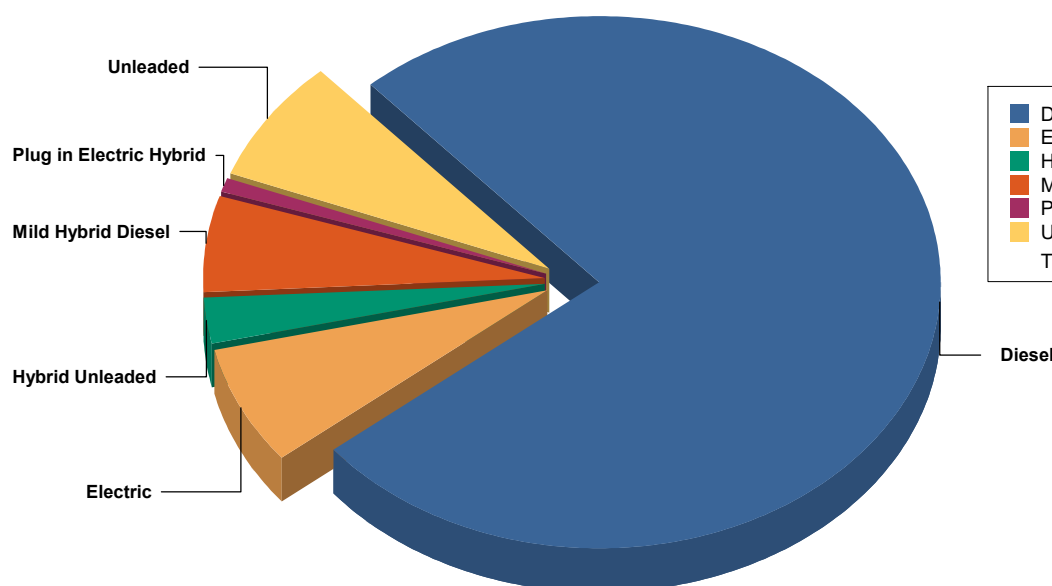
	Cars	Vans	Motorcycles	4 x 4	Others	Total	% of Total
Total	2,705	658	151	98	60	3,672	100%
< 1 year	326	94	36	2	10	468	13%
1 - 2 years	194	66	4	4		268	7%
2 - 4 years	508	61	13	2		584	16%
4 - 6 years	755	86	25	37	6	909	25%
> 6 years	922	351	73	53	44	1,443	39%

Vehicle age is calculated from date of commission.



< 1 year	468	12.7%
1 - 2 years	268	7.3%
2 - 4 years	584	15.9%
4 - 6 years	909	24.8%
> 6 years	1,443	39.3%
Total:	3,672	100.0%

### Strength of Garda Fleet, broken down by Fuel Type as at 31/05/2025



Diesel	2780	75.7%
Electric	269	7.3%
Hybrid Unleaded	104	2.8%
Mild Hybrid Diesel	212	5.8%
Plug in Electric Hybrid	30	0.8%
Unleaded	277	7.5%
Total:	3672	100.0%

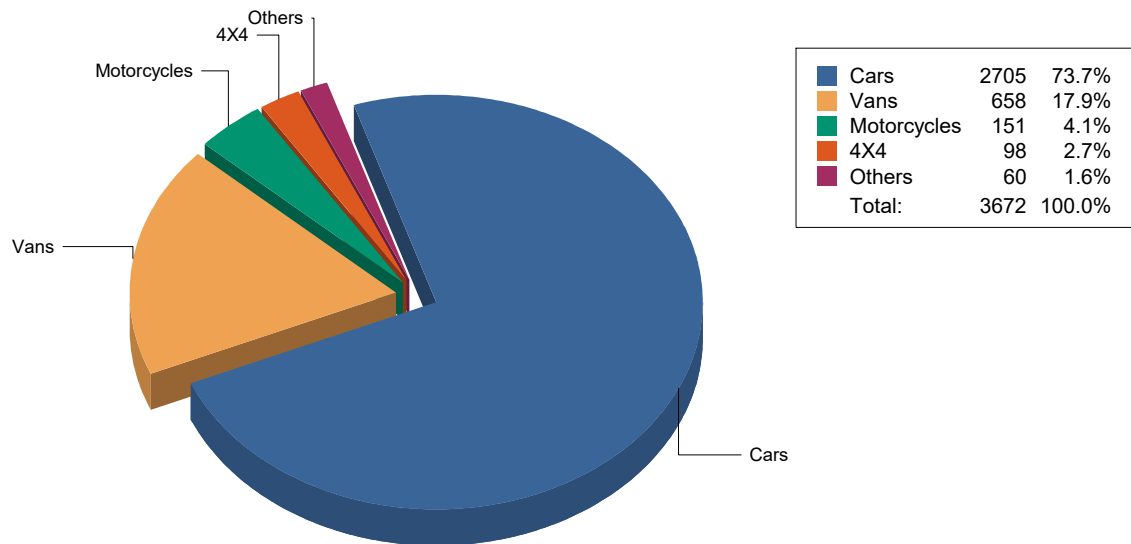
Following a full Fleet Category Review undertaken on August 9th 2019, 1 vehicle listed as 'Others' was reclassified as 'Vans' & 127 vehicles listed as 'Others' and 27 vehicles listed as '4x4' were reclassified as 'Cars'.

This Data is correct as of 31/05/2025 and will be updated as of 01/06/2025

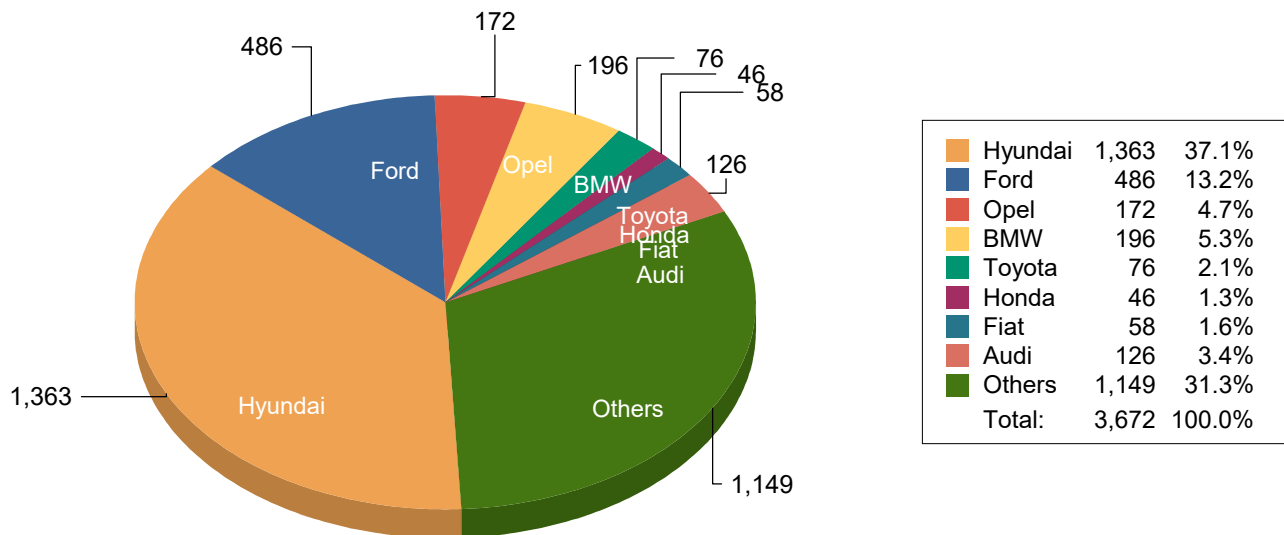


## Joint Resources Working Group as at 31/05/2025

### Strength of Garda Fleet, broken down by Type as at 31/05/2025



### Strength of Garda Fleet, broken down by Make as at 31/05/2025



Following a full Fleet Category Review undertaken on August 9th 2019, 1 vehicle listed as 'Others' was reclassified as 'Vans' & 127 vehicles listed as 'Others' and 27 vehicles listed as '4x4' were reclassified as 'Cars'.

This Data is correct as of 31/05/2025 and will be updated as of 01/06/2025