



Garda Fleet Management Report as at 31/05/2023

Strength of Garda Fleet, broken down by Division & District as at 31/05/2023

Division / District	Cars			Vans	Motorcycles	4 x 4	Others	Total
	Marked	Unmarked	Total	Total	Total	Total	Total	
	1,050	1,571	2,621	520	139	100	53	
Total	1,050	1,571	2,621	520	139	100	53	3,433
BAILIEBORO	4	7	11	1	0	0	0	12
CARRICKMACROSS	7	2	9	2	0	3	0	14
CAVAN	13	4	17	2	1	2	0	22
MONAGHAN	9	8	17	7	2	2	0	28
CAVAN-MONAGHAN	33	21	54	12	3	7	0	76
ENNIS	15	10	25	9	1	0	0	35
KILRUSH	8	4	12	2	0	1	0	15
CLARE	23	14	37	11	1	1	0	50
ANGELSEA STREET	13	47	60	14	0	1	1	76
GURRANABRAHER	13	6	19	3	7	1	1	31
MAYFIELD	7	7	14	3	1	0	3	21
TOGHER	14	7	21	2	1	0	1	25
CORK CITY	47	67	114	22	9	2	6	153
FERMOY	12	7	19	4	1	0	0	24
MALLOW	12	6	18	2	1	0	0	21
MIDLETON	11	7	18	6	0	0	0	24
CORK NORTH	35	20	55	12	2	0	0	69
BANDON	15	14	29	7	2	0	1	39
BANTRY	5	3	8	2	0	1	0	11
CLONAKILTY	7	3	10	1	0	0	0	11
MACROOM	14	4	18	1	0	1	1	21
CORK WEST	41	24	65	11	2	2	2	82
BLACKROCK-W	20	14	34	4	0	1	0	39
DUNLAOGHAIRE-F	16	13	29	10	0	0	1	40
DMR EAST	36	27	63	14	0	1	1	79
BALBRIGGAN-Y	7	8	15	1	0	0	0	16
BALLYMUN	13	21	34	9	0	1	1	45
COOLOCK-R	10	15	25	3	0	0	0	28
RAHENY-J	10	15	25	2	0	0	0	27
DMR NORTH	40	59	99	15	0	1	1	116
BRIDEWELL	7	4	11	2	0	0	0	13
FITZGIBBON STREET	12	13	25	5	0	2	0	32
STORE STREET	17	14	31	6	0	1	1	39
DMR NORTH CENTRAL	36	31	67	13	0	3	1	84
CRUMLIN-G	11	9	20	8	0	0	0	28
TALLAGHT-M	14	19	33	5	0	1	1	40
TERENURE-P	10	8	18	2	0	1	0	21
DMR SOUTH	35	36	71	15	0	2	1	89
DONNYBROOK-E	11	7	18	7	0	0	0	25
KEVIN STREET-A	11	20	31	5	0	0	1	37
PEARSE STREET-B	8	10	18	7	0	0	0	25
DMR SOUTH CENTRAL	30	37	67	19	0	0	1	87
DMR TRAFFIC-DUBLIN CASTLE	13	5	18	3	42	2	0	65
DMR TRAFFIC	13	5	18	3	42	2	0	65
BLANCHARDSTOWN-K	17	28	45	5	0	0	1	51
CLONDALKIN-L	12	13	25	6	0	0	0	31
LUCAN-Q	11	13	24	3	0	0	5	32
DMR WEST	40	54	94	14	0	0	6	114
BALLYSHANNON	7	3	10	2	1	2	1	16
BUNCRANA	8	2	10	1	1	1	0	13
LETTERKENNY	12	12	24	7	2	2	0	35
MILFORD	7	4	11	3	0	1	0	15
DONEGAL	34	21	55	13	4	6	1	79
BALLINASLOE	4	2	6	1	0	0	0	7
CLIFDEN	4	1	5	1	0	0	0	6
GALWAY	25	31	56	18	4	1	1	80
LOUGHREA	6	2	8	3	0	0	0	11
SALTHILL	5	1	6	2	0	1	0	9
TUAM	7	3	10	1	2	0	0	13
GALWAY	51	40	91	26	6	2	1	126

Following a full Fleet Category Review undertaken on August 9th 2019, 1 vehicle listed as 'Others' was reclassified as 'Vans' & 127 vehicles listed as 'Others' and 27 vehicles listed as '4x4' were reclassified as 'Cars'.

This Data is correct as of 31/05/2023 and will be updated as of 01/06/2023



Garda Fleet Management Report as at 31/05/2023

KILLARNEY	8	4	12	3	0	0	0	15
LISTOWEL	10	2	12	1	0	0	0	13
TRALEE	18	13	31	9	3	1	1	45
KERRY	36	19	55	13	3	1	1	73
KILDARE	13	8	21	4	1	0	0	26
LEIXLIP	7	5	12	2	0	0	0	14
NAAS	13	10	23	8	1	1	1	34
KILDARE	33	23	56	14	2	1	1	74
CARLOW	15	5	20	4	1	0	0	25
KILKENNY	14	16	30	5	0	1	1	37
THOMASTOWN	8	13	21	6	0	1	0	28
KILKENNY/CARLOW	37	34	71	15	1	2	1	90
BIRR	5	2	7	1	0	0	0	8
PORTLAOISE	15	13	28	7	2	1	2	40
TULLAMORE	9	2	11	5	1	0	0	17
LAOIS-OFFALY	29	17	46	13	3	1	2	65
BRUFF	6	2	8	3	0	0	0	11
HENRY STREET LIMERICK	24	32	56	11	5	1	0	73
NEWCASTLEWEST	10	0	10	1	0	0	0	11
ROXBORO ROAD	7	3	10	2	0	0	3	15
LIMERICK	47	37	84	17	5	1	3	110
ARDEE	4	3	7	3	0	0	0	10
DROGHEDA	12	9	21	3	2	1	1	28
DUNDALK	21	11	32	6	0	2	0	40
LOUTH	37	23	60	12	2	3	1	78
BALLINA	7	2	9	3	0	0	0	12
BELMULLET	1	0	1	0	0	1	0	2
CASTLEBAR	5	6	11	3	2	0	1	17
CLAREMORRIS	20	8	28	2	0	0	0	30
WESTPORT	4	2	6	3	0	0	0	9
MAYO	37	18	55	11	2	1	1	70
ASHBOURNE	12	7	19	2	2	1	0	24
KELLS	6	2	8	1	0	0	0	9
NAVAN	9	8	17	5	0	0	0	22
TRIM	5	2	7	2	0	0	0	9
MEATH	32	19	51	10	2	1	0	64
CASTLEREA	8	4	12	3	0	1	3	19
GRANARD	4	1	5	1	0	0	0	6
LONGFORD	8	4	12	2	1	0	0	15
ROSCOMMON	6	8	14	6	2	0	0	22
ROSCOMMON-LONGFORD	26	17	43	12	3	1	3	62
BALLYMOTE	7	3	10	1	1	2	0	14
LEITRIM	10	5	15	3	1	2	0	21
SLIGO	11	8	19	6	1	0	0	26
SLIGO-LEITRIM	28	16	44	10	3	4	0	61
CAHIR	13	4	17	1	1	1	0	20
CLONMEL	3	3	6	3	0	0	0	9
NENAGH	7	3	10	1	0	0	0	11
THURLES	9	9	18	7	2	1	0	28
TIPPERARY	3	4	7	2	0	0	0	9
TIPPERARY	35	23	58	14	3	2	0	77
DUNGARVAN	11	3	14	1	0	1	0	16
TRAMORE	5	3	8	2	1	1	0	12
WATERFORD	19	12	31	9	2	1	1	44
WATERFORD	35	18	53	12	3	3	1	72
ATHLONE	14	5	19	1	2	0	0	22
MULLINGAR	16	20	36	7	0	1	1	45
WESTMEATH	30	25	55	8	2	1	1	67
ENNISCORTHY	12	7	19	2	1	1	0	23
NEW ROSS	4	4	8	2	0	0	0	10
WEXFORD	11	14	25	5	1	1	0	32
WEXFORD	27	25	52	9	2	2	0	65
BALTINGLASS	9	4	13	3	0	1	0	17
BRAY	13	8	21	4	1	1	0	27
WICKLOW	7	8	15	4	0	4	1	24
WICKLOW	29	20	49	11	1	6	1	68
NATIONAL & HEADQUARTERS UNITS	58	781	839	139	33	41	16	1,068
NATIONAL & HEADQUARTERS UNITS	58	781	839	139	33	41	16	1,068

Following a full Fleet Category Review undertaken on August 9th 2019, 1 vehicle listed as 'Others' was reclassified as 'Vans' & 127 vehicles listed as 'Others' and 27 vehicles listed as '4x4' were reclassified as 'Cars'.

This Data is correct as of 31/05/2023 and will be updated as of 01/06/2023



Garda Fleet Management Report as at 31/05/2023

Vehicles Removed from Fleet from 01/01/2023 to 31/05/2023 by Type as at 31/05/2023

	Cars			Vans	Motorcycles	4 x 4	Others	Total
	Marked	Unmarked	Total	Total	Total	Total	Total	
Total	20	20	40	4	2		0	46
March 2023	17	17	34	1	2	0	0	37
April 2023	3	2	5	3	0	0	0	8
May 2023	0	1	1	0	0	0	0	1

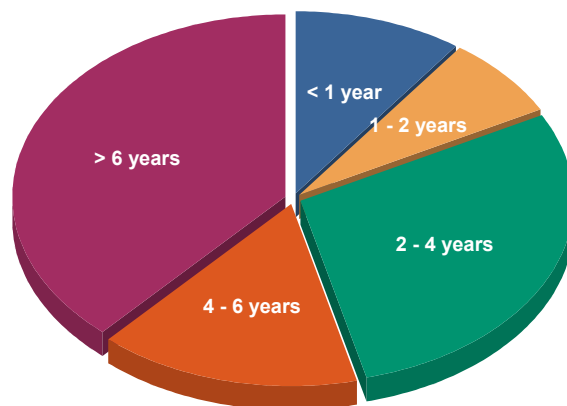
Vehicles Assigned to Fleet from 01/01/2023 to 31/05/2023 by Type as at 31/05/2023

	Cars			Vans	Motorcycles	4 x 4	Others	Total
	Marked	Unmarked	Total	Total	Total	Total	Total	
Total	45	99	144	10	12	1	0	167
January 2023	8	28	36	2	0	0	0	38
February 2023	13	16	29	2	0	1	0	32
March 2023	4	27	31	0	5	0	0	36
April 2023	1	5	6	6	7	0	0	19
May 2023	19	23	42	0	0	0	0	42

Strength of Garda Fleet, broken down by Age as at 31/05/2023

	Cars	Vans	Motorcycles	4 x 4	Others	Total	% of Total
Total	2,621	520	139	100	53	3,433	100%
< 1 year	300	30	12	2		344	10%
1 - 2 years	213	33	2	0		248	7%
2 - 4 years	837	86	26	37	6	992	29%
4 - 6 years	368	112	12	28	15	535	16%
> 6 years	903	259	87	33	32	1,314	38%

Vehicle age is calculated from date of commission.



< 1 year	344	10.0%
1 - 2 years	248	7.2%
2 - 4 years	992	28.9%
4 - 6 years	535	15.6%
> 6 years	1,314	38.3%
Total:	3,433	100.0%

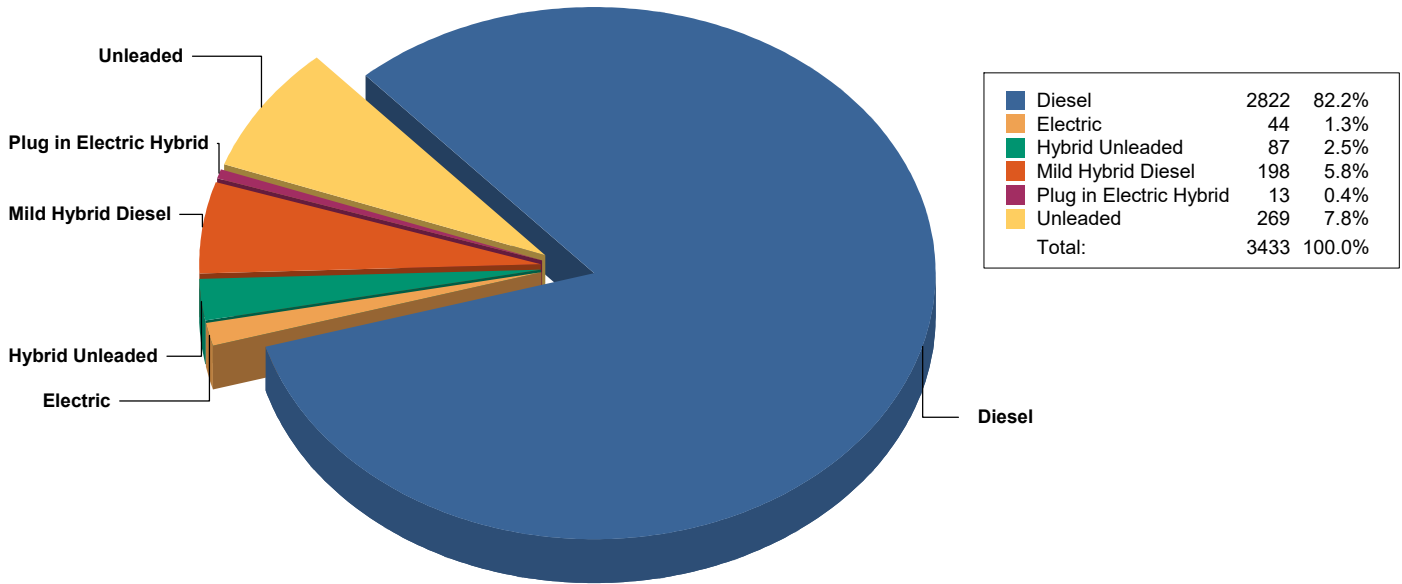
Following a full Fleet Category Review undertaken on August 9th 2019, 1 vehicle listed as 'Others' was reclassified as 'Vans' & 127 vehicles listed as 'Others' and 27 vehicles listed as '4x4' were reclassified as 'Cars'.

This Data is correct as of 31/05/2023 and will be updated as of 01/06/2023



Garda Fleet Management Report as at 31/05/2023

Strength of Garda Fleet, broken down by Fuel Type as at 31/05/2023



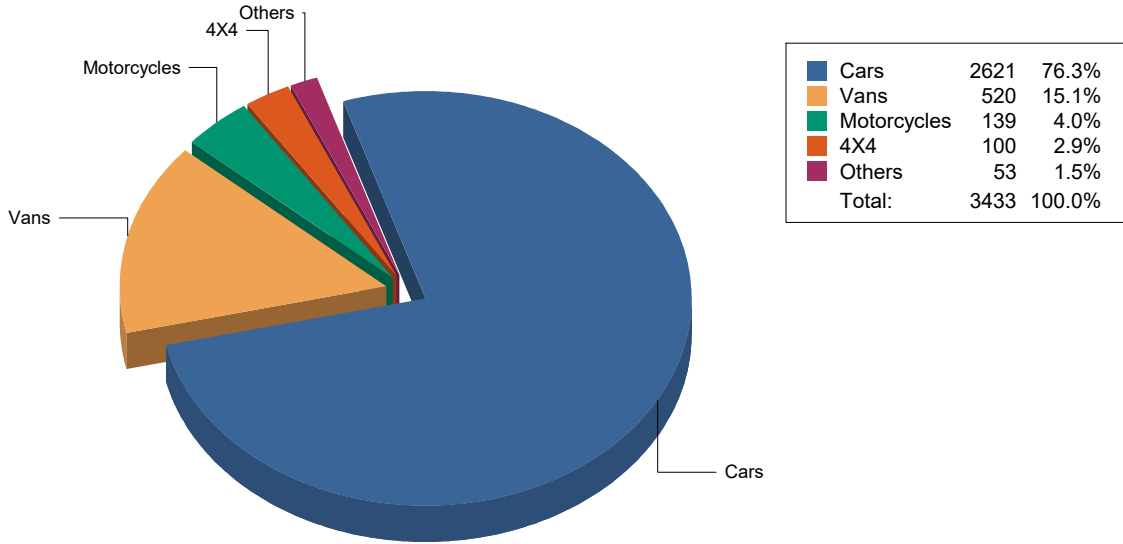
Following a full Fleet Category Review undertaken on August 9th 2019, 1 vehicle listed as 'Others' was reclassified as 'Vans' & 127 vehicles listed as 'Others' and 27 vehicles listed as '4x4' were reclassified as 'Cars'.

This Data is correct as of 31/05/2023 and will be updated as of 01/06/2023

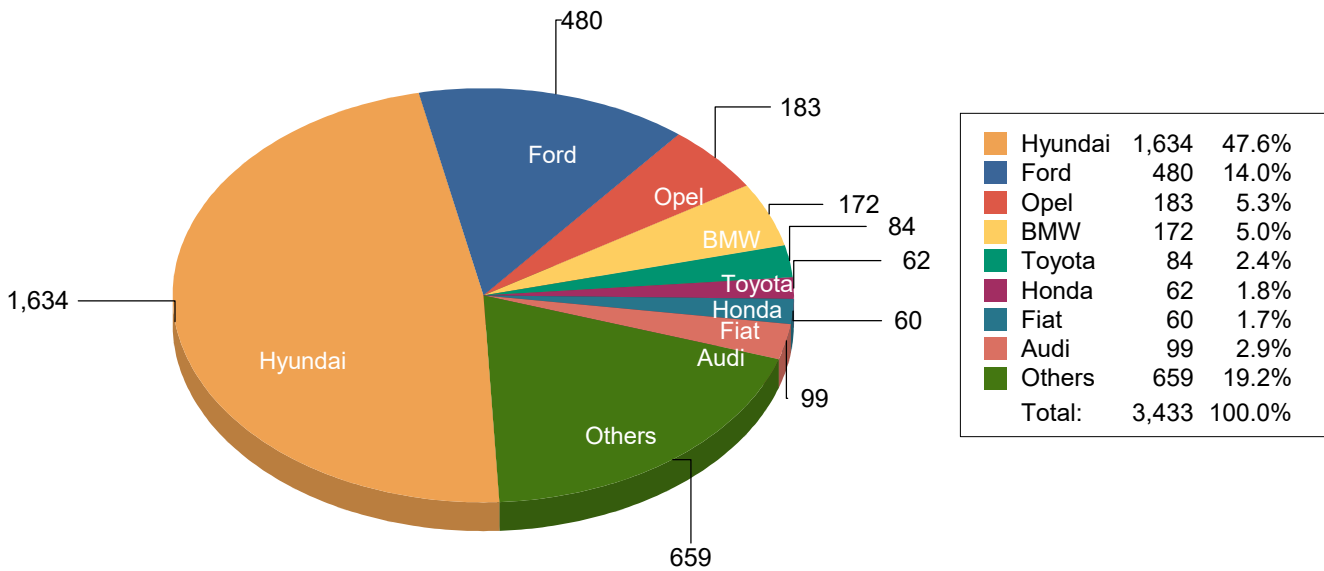


Garda Fleet Management Report as at 31/05/2023

Strength of Garda Fleet, broken down by Type as at 31/05/2023



Strength of Garda Fleet, broken down by Make as at 31/05/2023



Following a full Fleet Category Review undertaken on August 9th 2019, 1 vehicle listed as 'Others' was reclassified as 'Vans' & 127 vehicles listed as 'Others' and 27 vehicles listed as '4x4' were reclassified as 'Cars'.

This Data is correct as of 31/05/2023 and will be updated as of 01/06/2023