



Garda Fleet Management Report as at 31/05/2022

Strength of Garda Fleet, broken down by Division & District as at 31/05/2022

Division / District	Cars			Vans	Motorcycles	4 x 4	Others	Total
	Marked	Unmarked	Total	Total	Total	Total	Total	
	1,039	1,423	2,462	502	129	100	54	
Total	1,039	1,423	2,462	502	129	100	54	3,247
BAILIEBORO	6	5	11	1	0	0	0	12
CARRICKMACROSS	4	2	6	2	0	3	0	11
CAVAN	13	4	17	2	2	2	0	23
MONAGHAN	6	8	14	6	2	2	0	24
CAVAN-MONAGHAN	29	19	48	11	4	7	0	70
ENNIS	14	11	25	9	2	0	0	36
KILRUSH	7	4	11	2	0	1	0	14
CLARE	21	15	36	11	2	1	0	50
ANGELSEA STREET	12	41	53	14	1	1	1	70
GURRANABRAHER	13	6	19	3	8	1	1	32
MAYFIELD	8	6	14	3	1	0	4	22
TOGHER	11	7	18	1	0	0	1	20
CORK CITY	44	60	104	21	10	2	7	144
FERMOY	8	8	16	3	1	0	0	20
MALLOW	11	7	18	2	1	0	0	21
MIDLETON	9	6	15	6	1	0	0	22
CORK NORTH	28	21	49	11	3	0	0	63
BANDON	13	11	24	7	2	0	1	34
BANTRY	5	2	7	2	0	1	0	10
CLONAKILTY	8	3	11	2	0	0	0	13
MACROOM	12	2	14	1	0	1	1	17
CORK WEST	38	18	56	12	2	2	2	74
BLACKROCK-W	25	11	36	4	0	1	0	41
DUNLAOGHAIRE-F	22	14	36	9	0	0	1	46
DMR EAST	47	25	72	13	0	1	1	87
BALBRIGGAN-Y	6	7	13	1	0	0	0	14
BALLYMUN	14	16	30	8	0	1	1	40
COOLOCK-R	8	15	23	2	0	0	0	25
RAHENY-J	11	12	23	2	0	0	0	25
DMR NORTH	39	50	89	13	0	1	1	104
BRIDEWELL	7	4	11	2	0	0	0	13
FITZGIBBON STREET	12	10	22	5	0	2	0	29
STORE STREET	18	18	36	6	0	1	1	44
DMR NORTH CENTRAL	37	32	69	13	0	3	1	86
CRUMLIN-G	10	10	20	8	0	0	0	28
TALLAGHT-M	13	18	31	5	0	1	1	38
TERENURE-P	11	8	19	2	0	1	0	22
DMR SOUTH	34	36	70	15	0	2	1	88
DONNYBROOK-E	11	7	18	7	0	0	0	25
KEVIN STREET-A	11	20	31	5	0	0	1	37
PEARSE STREET-B	8	10	18	6	0	0	0	24
DMR SOUTH CENTRAL	30	37	67	18	0	0	1	86
DMR TRAFFIC-DUBLIN CASTLE	15	4	19	3	36	2	0	60
DMR TRAFFIC	15	4	19	3	36	2	0	60
BLANCHARDSTOWN-K	19	27	46	5	0	0	1	52
CLONDALKIN-L	10	13	23	5	0	0	0	28
LUCAN-Q	10	10	20	3	0	0	5	28
DMR WEST	39	50	89	13	0	0	6	108
BALLYSHANNON	11	3	14	2	0	1	1	18
BUNCRANA	6	4	10	1	2	2	0	15
LETTERKENNY	13	9	22	8	2	3	0	35
MILFORD	6	2	8	1	0	1	0	10
DONEGAL	36	18	54	12	4	7	1	78
BALLINASLOE	4	1	5	1	0	0	0	6
CLIFDEN	4	1	5	1	0	0	0	6
GALWAY	19	30	49	14	4	1	1	69
LOUGHREA	6	2	8	3	0	0	0	11
SALTHILL	7	1	8	2	0	1	0	11
TUAM	8	3	11	1	2	0	0	14
GALWAY	48	38	86	22	6	2	1	117

Following a full Fleet Category Review undertaken on August 9th 2019, 1 vehicle listed as 'Others' was reclassified as 'Vans' & 127 vehicles listed as 'Others' and 27 vehicles listed as '4x4' were reclassified as 'Cars'.

This Data is correct as of 31/05/2022 and will be updated as of 30/06/2022



Garda Fleet Management Report as at 31/05/2022

KILLARNEY	8	3	11	2	0	0	0	13
LISTOWEL	9	2	11	1	0	0	0	12
TRALEE	17	10	27	8	3	1	1	40
KERRY	34	15	49	11	3	1	1	65
KILDARE	14	7	21	5	1	0	0	27
LEIXLIP	6	4	10	2	0	0	0	12
NAAS	11	9	20	7	1	1	1	30
KILDARE	31	20	51	14	2	1	1	69
CARLOW	15	5	20	4	1	0	0	25
KILKENNY	14	12	26	5	0	1	1	33
THOMASTOWN	9	13	22	6	0	1	0	29
KILKENNY/CARLOW	38	30	68	15	1	2	1	87
BIRR	4	2	6	1	0	0	0	7
PORTLAOISE	16	12	28	7	3	1	2	41
TULLAMORE	10	3	13	5	1	0	0	19
LAOIS-OFFALY	30	17	47	13	4	1	2	67
BRUFF	6	2	8	3	0	0	0	11
HENRY STREET LIMERICK	20	28	48	12	5	1	0	66
NEWCASTLEWEST	10	1	11	1	0	0	0	12
ROXBORO ROAD	7	3	10	2	0	0	3	15
LIMERICK	43	34	77	18	5	1	3	104
ARDEE	4	3	7	3	0	0	0	10
DROGHEDA	11	9	20	3	2	1	1	27
DUNDALK	20	7	27	7	0	2	0	36
LOUTH	35	19	54	13	2	3	1	73
BALLINA	7	2	9	3	0	0	0	12
BELMULLET	2	0	2	0	0	1	0	3
CASTLEBAR	2	6	8	3	2	0	1	14
CLAREMORRIS	18	7	25	1	0	0	0	26
WESTPORT	6	1	7	2	0	0	0	9
MAYO	35	16	51	9	2	1	1	64
ASHBOURNE	14	5	19	2	2	1	0	24
KELLS	6	1	7	1	0	0	0	8
NAVAN	8	7	15	5	0	0	0	20
TRIM	7	2	9	2	0	0	0	11
MEATH	35	15	50	10	2	1	0	63
CASTLEREA	7	3	10	3	0	1	3	17
GRANARD	4	1	5	1	0	0	0	6
LONGFORD	8	3	11	2	1	0	0	14
ROSCOMMON	8	7	15	5	2	0	0	22
ROSCOMMON-LONGFORD	27	14	41	11	3	1	3	59
BALLYMOTE	6	2	8	1	1	1	0	11
LEITRIM	10	4	14	3	1	2	0	20
SLIGO	12	7	19	5	1	0	0	25
SLIGO-LEITRIM	28	13	41	9	3	3	0	56
CAHIR	12	4	16	1	2	1	0	20
CLONMEL	5	3	8	2	0	0	0	10
NENAGH	6	4	10	1	0	0	0	11
THURLES	8	8	16	8	2	1	0	27
TIPPERARY	3	3	6	2	0	0	0	8
TIPPERARY	34	22	56	14	4	2	0	76
DUNGARVAN	11	2	13	2	0	1	0	16
TRAMORE	6	2	8	3	1	1	0	13
WATERFORD	17	12	29	9	2	1	1	42
WATERFORD	34	16	50	14	3	3	1	71
ATHLONE	13	4	17	1	2	1	0	21
MULLINGAR	17	23	40	9	0	0	1	50
WESTMEATH	30	27	57	10	2	1	1	71
ENNISCORTHY	13	6	19	2	1	1	0	23
NEW ROSS	4	4	8	2	0	0	0	10
WEXFORD	12	11	23	4	1	1	0	29
WEXFORD	29	21	50	8	2	2	0	62
BALTINGLASS	8	3	11	3	0	1	0	15
BRAY	14	6	20	3	2	1	0	26
WICKLOW	8	9	17	4	0	4	1	26
WICKLOW	30	18	48	10	2	6	1	67
NATIONAL & HEADQUARTERS UNITS	61	703	764	135	22	41	16	978
NATIONAL & HEADQUARTERS UNITS	61	703	764	135	22	41	16	978

Following a full Fleet Category Review undertaken on August 9th 2019, 1 vehicle listed as 'Others' was reclassified as 'Vans' & 127 vehicles listed as 'Others' and 27 vehicles listed as '4x4' were reclassified as 'Cars'.

This Data is correct as of 31/05/2022 and will be updated as of 30/06/2022



Garda Fleet Management Report as at 31/05/2022

Vehicles Removed from Fleet from 01/05/2022 to 31/05/2022 by Type as at 31/05/2022

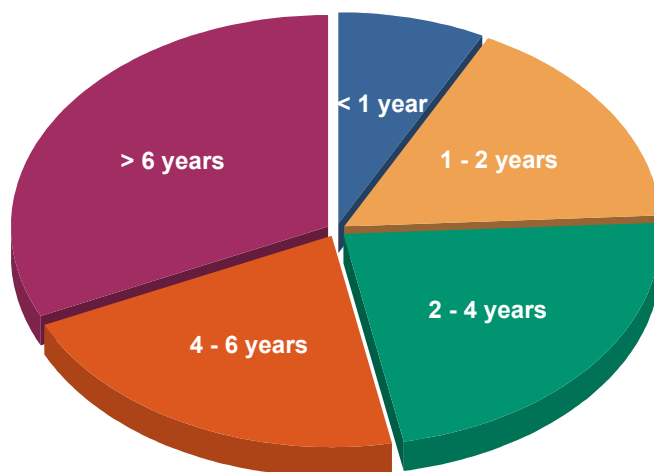
	Cars			Vans	Motorcycles	4 x 4	Others	Total
	Marked	Unmarked	Total	Total	Total	Total	Total	
Total								

Vehicles Assigned to Fleet from 01/05/2022 to 31/05/2022 by Type as at 31/05/2022

	Cars			Vans	Motorcycles	4 x 4	Others	Total
	Marked	Unmarked	Total	Total	Total	Total	Total	
Total	10	24	34	2	0	0	0	36
May 2022	10	24	34	2	0	0	0	36

Strength of Garda Fleet, broken down by Age as at 31/05/2022

	Cars	Vans	Motorcycles	4 x 4	Others	Total	% of Total
Total	2,462	502	129	100	54	3,247	100%
< 1 year	213	33	2	0		248	8%
1 - 2 years	445	40	26	25	4	540	17%
2 - 4 years	608	103	1	13	13	738	23%
4 - 6 years	429	154	45	34	18	680	21%
> 6 years	767	172	55	28	19	1,041	32%



■ < 1 year	248	7.6%
■ 1 - 2 years	540	16.6%
■ 2 - 4 years	738	22.7%
■ 4 - 6 years	680	20.9%
■ > 6 years	1,041	32.1%
Total:	3,247	100.0%

Vehicle age is calculated from date of commission.

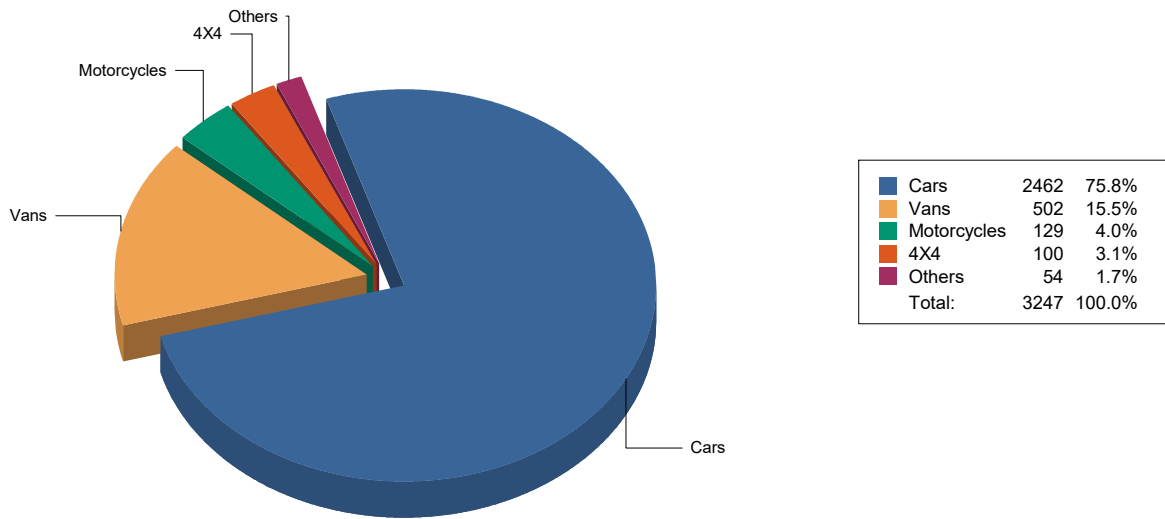
Following a full Fleet Category Review undertaken on August 9th 2019, 1 vehicle listed as 'Others' was reclassified as 'Vans' & 127 vehicles listed as 'Others' and 27 vehicles listed as '4x4' were reclassified as 'Cars'.

This Data is correct as of 31/05/2022 and will be updated as of 30/06/2022

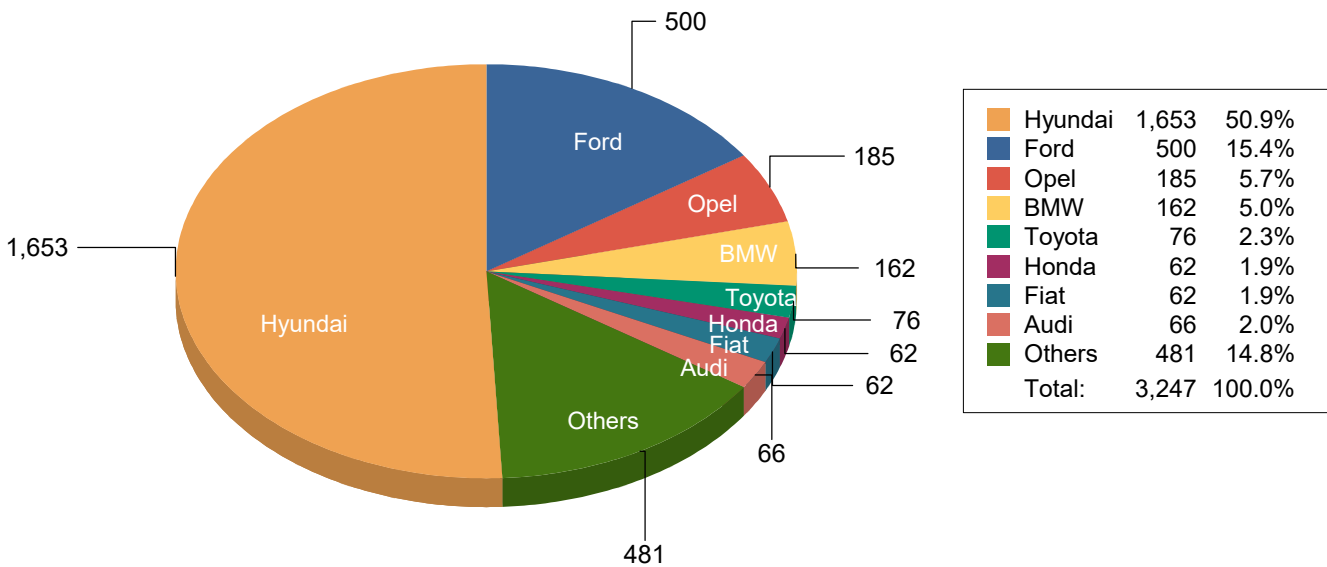


Garda Fleet Management Report as at 31/05/2022

Strength of Garda Fleet, broken down by Type as at 31/05/2022



Strength of Garda Fleet, broken down by Make as at 31/05/2022



Following a full Fleet Category Review undertaken on August 9th 2019, 1 vehicle listed as 'Others' was reclassified as 'Vans' & 127 vehicles listed as 'Others' and 27 vehicles listed as '4x4' were reclassified as 'Cars'.

This Data is correct as of 31/05/2022 and will be updated as of 30/06/2022