



# Garda Fleet Management Report as at 31/05/21

## Strength of Garda Fleet, broken down by Division & District as at 31/05/21

Division / District	Cars			Vans	Motorcycles	4 x 4	Others	Total
	Marked	Unmarked	Total	Total	Total	Total	Total	
	1,035	1,408	2,443	512	127	104	54	
<b>Total</b>	<b>1,035</b>	<b>1,408</b>	<b>2,443</b>	<b>512</b>	<b>127</b>	<b>104</b>	<b>54</b>	<b>3,240</b>
BAILIEBORO	6	6	12	2	0	0	0	14
CARRICKMACROSS	6	1	7	2	0	3	0	12
CAVAN	16	5	21	2	2	2	0	27
MONAGHAN	8	8	16	5	2	2	0	25
<b>CAVAN-MONAGHAN</b>	<b>36</b>	<b>20</b>	<b>56</b>	<b>11</b>	<b>4</b>	<b>7</b>	<b>0</b>	<b>78</b>
ENNIS	15	13	28	9	2	0	0	39
KILRUSH	7	4	11	2	0	1	0	14
<b>CLARE</b>	<b>22</b>	<b>17</b>	<b>39</b>	<b>11</b>	<b>2</b>	<b>1</b>	<b>0</b>	<b>53</b>
ANGELSEA STREET	13	41	54	16	1	1	1	73
GURRANABRAHER	12	8	20	4	8	1	1	34
MAYFIELD	6	5	11	2	1	0	4	18
TOGHER	11	5	16	1	0	0	1	18
<b>CORK CITY</b>	<b>42</b>	<b>59</b>	<b>101</b>	<b>23</b>	<b>10</b>	<b>2</b>	<b>7</b>	<b>143</b>
FERMOY	11	8	19	3	1	0	0	23
MALLOW	10	6	16	2	1	0	0	19
MIDLETON	9	6	15	6	1	0	0	22
<b>CORK NORTH</b>	<b>30</b>	<b>20</b>	<b>50</b>	<b>11</b>	<b>3</b>	<b>0</b>	<b>0</b>	<b>64</b>
BANDON	12	10	22	8	1	0	1	32
BANTRY	4	3	7	3	0	1	0	11
CLONAKILTY	7	3	10	1	0	0	0	11
MACROOM	11	2	13	1	0	2	1	17
<b>CORK WEST</b>	<b>34</b>	<b>18</b>	<b>52</b>	<b>13</b>	<b>1</b>	<b>3</b>	<b>2</b>	<b>71</b>
BLACKROCK-W	23	10	33	4	0	1	0	38
DUNLAOGHAIRE-F	22	14	36	9	0	0	1	46
<b>DMR EAST</b>	<b>45</b>	<b>24</b>	<b>69</b>	<b>13</b>	<b>0</b>	<b>1</b>	<b>1</b>	<b>84</b>
BALBRIGGAN-Y	6	6	12	1	0	0	0	13
BALLYMUN	12	21	33	7	0	1	1	42
COOLOCK-R	8	16	24	2	0	0	0	26
RAHENY-J	11	11	22	3	0	0	0	25
<b>DMR NORTH</b>	<b>37</b>	<b>54</b>	<b>91</b>	<b>13</b>	<b>0</b>	<b>1</b>	<b>1</b>	<b>106</b>
BRIDEWELL	7	3	10	2	0	0	0	12
FITZGIBBON STREET	12	9	21	5	0	2	0	28
STORE STREET	17	18	35	6	0	1	1	43
<b>DMR NORTH CENTRAL</b>	<b>36</b>	<b>30</b>	<b>66</b>	<b>13</b>	<b>0</b>	<b>3</b>	<b>1</b>	<b>83</b>
CRUMLIN-G	11	11	22	9	0	0	0	31
TALLAGHT-M	11	19	30	6	0	1	1	38
TERENURE-P	12	8	20	2	0	1	0	23
<b>DMR SOUTH</b>	<b>34</b>	<b>38</b>	<b>72</b>	<b>17</b>	<b>0</b>	<b>2</b>	<b>1</b>	<b>92</b>
DONNYBROOK-E	10	8	18	8	0	0	0	26
KEVIN STREET-A	11	21	32	4	0	0	1	37
PEARSE STREET-B	8	10	18	6	0	0	0	24
<b>DMR SOUTH CENTRAL</b>	<b>29</b>	<b>39</b>	<b>68</b>	<b>18</b>	<b>0</b>	<b>0</b>	<b>1</b>	<b>87</b>
DMR TRAFFIC-DUBLIN CASTLE	12	6	18	2	38	2	0	60
<b>DMR TRAFFIC</b>	<b>12</b>	<b>6</b>	<b>18</b>	<b>2</b>	<b>38</b>	<b>2</b>	<b>0</b>	<b>60</b>
BLANCHARDSTOWN-K	17	25	42	6	0	0	1	49
CLONDALKIN-L	9	14	23	4	0	0	0	27
LUCAN-Q	9	10	19	3	0	0	5	27
<b>DMR WEST</b>	<b>35</b>	<b>49</b>	<b>84</b>	<b>13</b>	<b>0</b>	<b>0</b>	<b>6</b>	<b>103</b>
BALLYSHANNON	12	3	15	2	0	2	1	20
BUNCRANA	7	3	10	1	2	2	0	15
LETTERKENNY	12	10	22	10	2	2	0	36
MILFORD	7	2	9	2	0	1	0	12
<b>DONEGAL</b>	<b>38</b>	<b>18</b>	<b>56</b>	<b>15</b>	<b>4</b>	<b>7</b>	<b>1</b>	<b>83</b>
BALLINASLOE	5	2	7	1	0	0	0	8
CLIFDEN	4	1	5	1	0	0	0	6
GALWAY	20	29	49	14	4	1	1	69
LOUGHREA	8	2	10	3	0	0	0	13
SALTHILL	8	2	10	2	0	0	0	12
TUAM	9	4	13	1	2	0	0	16
<b>GALWAY</b>	<b>54</b>	<b>40</b>	<b>94</b>	<b>22</b>	<b>6</b>	<b>1</b>	<b>1</b>	<b>124</b>

Following a full Fleet Category Review undertaken on August 9th 2019, 1 vehicle listed as 'Others' was reclassified as 'Vans' & 127 vehicles listed as 'Others' and 27 vehicles listed as '4x4' were reclassified as 'Cars'.

This Data is correct as of 31/05/21 and will be updated as of



## Garda Fleet Management Report as at 31/05/21

KILLARNEY	9	4	13	3	0	0	0	16
LISTOWEL	10	2	12	1	0	0	0	13
TRALEE	17	10	27	8	3	1	1	40
<b>KERRY</b>	<b>36</b>	<b>16</b>	<b>52</b>	<b>12</b>	<b>3</b>	<b>1</b>	<b>1</b>	<b>69</b>
KILDARE	14	7	21	5	1	0	0	27
LEIXLIP	8	4	12	3	0	0	0	15
NAAS	11	8	19	7	1	1	1	29
<b>KILDARE</b>	<b>33</b>	<b>19</b>	<b>52</b>	<b>15</b>	<b>2</b>	<b>1</b>	<b>1</b>	<b>71</b>
CARLOW	15	6	21	5	1	0	0	27
KILKENNY	16	15	31	9	0	1	1	42
THOMASTOWN	8	12	20	6	0	1	0	27
<b>KILKENNY/CARLOW</b>	<b>39</b>	<b>33</b>	<b>72</b>	<b>20</b>	<b>1</b>	<b>2</b>	<b>1</b>	<b>96</b>
BIRR	4	2	6	1	0	0	0	7
PORTLAOISE	15	14	29	9	3	2	2	45
TULLAMORE	9	4	13	3	1	0	0	17
<b>LAOIS-OFFALY</b>	<b>28</b>	<b>20</b>	<b>48</b>	<b>13</b>	<b>4</b>	<b>2</b>	<b>2</b>	<b>69</b>
BRUFF	6	2	8	3	0	0	0	11
HENRY STREET LIMERICK	19	26	45	11	5	1	0	62
NEWCASTLEWEST	11	2	13	2	0	0	0	15
ROXBORO ROAD	7	3	10	2	0	0	3	15
<b>LIMERICK</b>	<b>43</b>	<b>33</b>	<b>76</b>	<b>18</b>	<b>5</b>	<b>1</b>	<b>3</b>	<b>103</b>
ARDEE	4	3	7	3	0	0	0	10
DROGHEDA	10	6	16	3	2	1	1	23
DUNDALK	21	8	29	5	0	2	0	36
<b>LOUTH</b>	<b>35</b>	<b>17</b>	<b>52</b>	<b>11</b>	<b>2</b>	<b>3</b>	<b>1</b>	<b>69</b>
BALLINA	7	2	9	3	0	0	0	12
BELMULLET	3	0	3	1	0	1	0	5
CASTLEBAR	6	7	13	4	2	0	1	20
CLAREMORRIS	17	4	21	4	0	0	0	25
WESTPORT	4	1	5	2	0	0	0	7
<b>MAYO</b>	<b>37</b>	<b>14</b>	<b>51</b>	<b>14</b>	<b>2</b>	<b>1</b>	<b>1</b>	<b>69</b>
ASHBOURNE	13	7	20	4	2	1	0	27
KELLS	6	1	7	1	0	0	0	8
NAVAN	10	6	16	5	0	0	0	21
TRIM	8	3	11	1	0	0	0	12
<b>MEATH</b>	<b>37</b>	<b>17</b>	<b>54</b>	<b>11</b>	<b>2</b>	<b>1</b>	<b>0</b>	<b>68</b>
CASTLEREA	7	4	11	4	0	1	3	19
GRANARD	4	2	6	1	0	0	0	7
LONGFORD	9	4	13	2	1	0	0	16
ROSCOMMON	9	10	19	5	2	0	0	26
<b>ROSCOMMON-LONGFORD</b>	<b>29</b>	<b>20</b>	<b>49</b>	<b>12</b>	<b>3</b>	<b>1</b>	<b>3</b>	<b>68</b>
BALLYMOTE	6	2	8	2	1	1	0	12
LEITRIM	11	4	15	4	1	2	0	22
SLIGO	13	7	20	7	1	0	0	28
<b>SLIGO-LEITRIM</b>	<b>30</b>	<b>13</b>	<b>43</b>	<b>13</b>	<b>3</b>	<b>3</b>	<b>0</b>	<b>62</b>
CAHIR	12	4	16	1	2	1	0	20
CLONMEL	3	5	8	2	0	0	0	10
NENAGH	6	3	9	2	0	0	0	11
THURLES	8	8	16	7	2	1	0	26
TIPPERARY	3	4	7	2	0	0	0	9
<b>TIPPERARY</b>	<b>32</b>	<b>24</b>	<b>56</b>	<b>14</b>	<b>4</b>	<b>2</b>	<b>0</b>	<b>76</b>
DUNGARVAN	12	2	14	2	0	1	0	17
TRAMORE	6	3	9	2	1	1	0	13
WATERFORD	18	11	29	9	2	1	1	42
<b>WATERFORD</b>	<b>36</b>	<b>16</b>	<b>52</b>	<b>13</b>	<b>3</b>	<b>3</b>	<b>1</b>	<b>72</b>
ATHLONE	13	5	18	2	2	1	0	23
MULLINGAR	21	23	44	9	0	0	1	54
<b>WESTMEATH</b>	<b>34</b>	<b>28</b>	<b>62</b>	<b>11</b>	<b>2</b>	<b>1</b>	<b>1</b>	<b>77</b>
ENNISCORTHY	15	8	23	2	1	1	0	27
NEW ROSS	4	4	8	2	0	0	0	10
WEXFORD	12	10	22	5	1	1	0	29
<b>WEXFORD</b>	<b>31</b>	<b>22</b>	<b>53</b>	<b>9</b>	<b>2</b>	<b>2</b>	<b>0</b>	<b>66</b>
BALTINGLASS	8	3	11	3	0	1	0	15
BRAY	15	7	22	4	2	1	0	29
WICKLOW	9	8	17	4	0	4	1	26
<b>WICKLOW</b>	<b>32</b>	<b>18</b>	<b>50</b>	<b>11</b>	<b>2</b>	<b>6</b>	<b>1</b>	<b>70</b>
NATIONAL & HEADQUARTERS UNITS	39	666	705	120	19	44	16	904
<b>NATIONAL &amp; HEADQUARTERS UNITS</b>	<b>39</b>	<b>666</b>	<b>705</b>	<b>120</b>	<b>19</b>	<b>44</b>	<b>16</b>	<b>904</b>

Following a full Fleet Category Review undertaken on August 9th 2019, 1 vehicle listed as 'Others' was reclassified as 'Vans' & 127 vehicles listed as 'Others' and 27 vehicles listed as '4x4' were reclassified as 'Cars'.

This Data is correct as of 31/05/21 and will be updated as of



## Garda Fleet Management Report as at 31/05/21

### Vehicles Removed from Fleet from 01/01/21 to 31/05/21 by Type as at 31/05/21

	Cars			Vans	Motorcycles	4 x 4	Others	Total
	Marked	Unmarked	Total	Total	Total	Total	Total	
<b>Total</b>	45	37	82	13	0	2	0	97
January 2021	6	2	8	1	0	0	0	9
February 2021	14	17	31	8	0	1	0	40
March 2021	16	6	22	2	0	1	0	25
April 2021	9	12	21	2	0	0	0	23

### Vehicles Assigned to Fleet from 01/01/21 to 31/05/21 by Type as at 31/05/21

	Cars			Vans	Motorcycles	4 x 4	Others	Total
	Marked	Unmarked	Total	Total	Total	Total	Total	
<b>Total</b>	119	58	177	29	0	18	1	225
January 2021	22	2	24	1	0	0	0	25
February 2021	20	24	44	0	0	0	0	44
March 2021	36	4	40	9	0	0	0	49
April 2021	36	14	50	15	0	0	1	66
May 2021	5	14	19	4	0	18	0	41

Following a full Fleet Category Review undertaken on August 9th 2019, 1 vehicle listed as 'Others' was reclassified as 'Vans' & 127 vehicles listed as 'Others' and 27 vehicles listed as '4x4' were reclassified as 'Cars'.

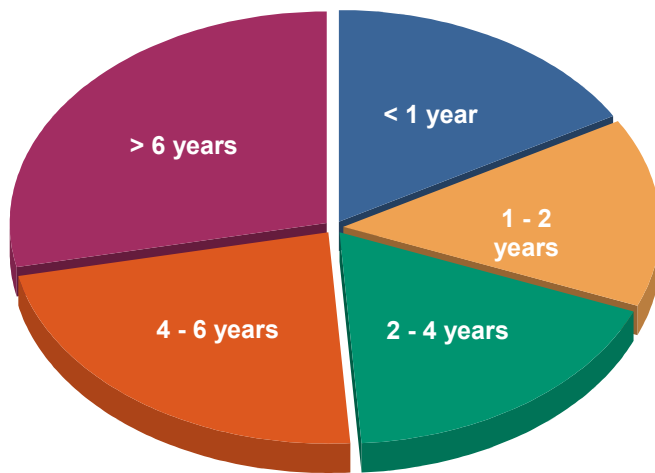
This Data is correct as of 31/05/21 and will be updated as of



# Garda Fleet Management Report as at 31/05/21

## Strength of Garda Fleet, broken down by Age as at 31/05/21

	Cars	Vans	Motorcycles	4 x 4	Others	Total	% of Total
Total	2,443	512	127	104	54	3,240	100%
< 1 year	446	40	26	25	4	541	17%
1 - 2 years	410	46	0	12	2	470	15%
2 - 4 years	402	112	12	28	15	569	18%
4 - 6 years	473	178	58	16	20	745	23%
> 6 years	712	136	31	23	13	915	28%



< 1 year	541	16.7%
1 - 2 years	470	14.5%
2 - 4 years	569	17.6%
4 - 6 years	745	23.0%
> 6 years	915	28.2%
Total:	3,240	100.0%

Vehicle age is calculated from date of commission.

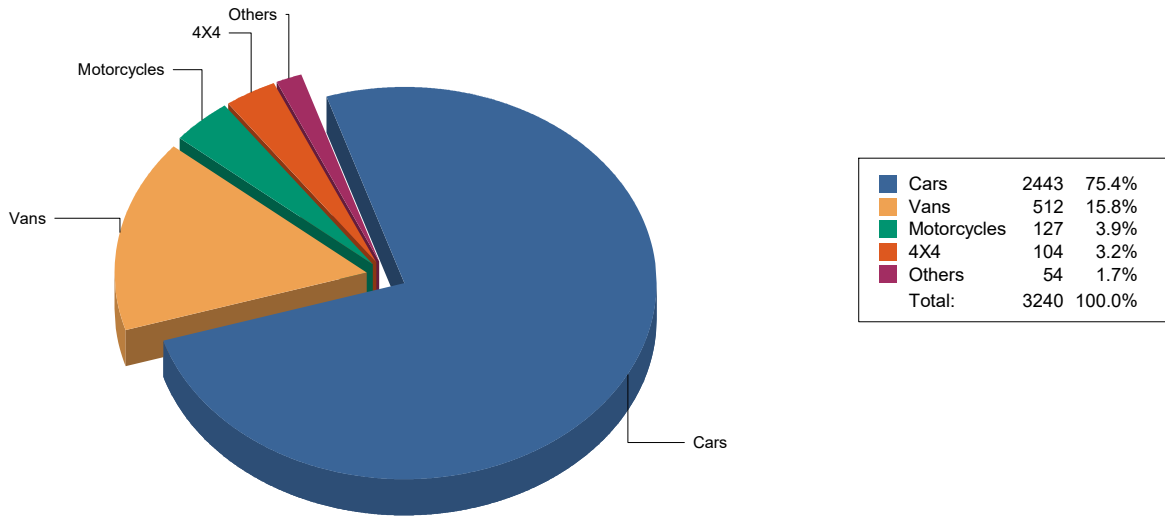
Following a full Fleet Category Review undertaken on August 9th 2019, 1 vehicle listed as 'Others' was reclassified as 'Vans' & 127 vehicles listed as 'Others' and 27 vehicles listed as '4x4' were reclassified as 'Cars'.

This Data is correct as of 31/05/21 and will be updated as of

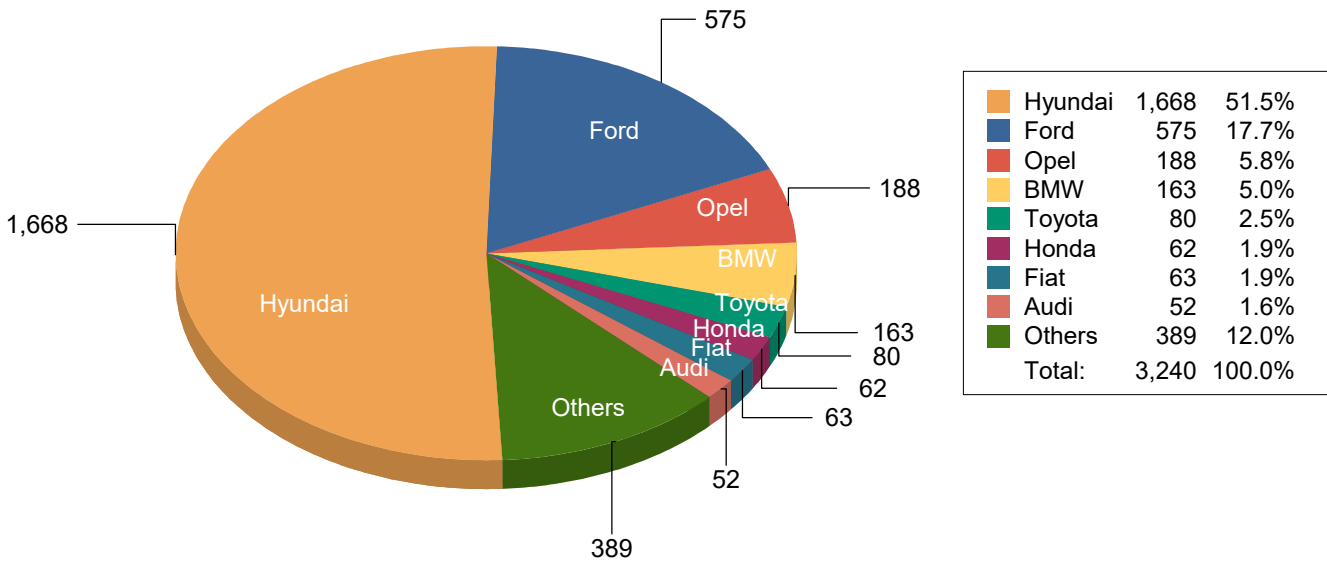


# Garda Fleet Management Report as at 31/05/21

## Strength of Garda Fleet, broken down by Type as at 31/05/21



## Strength of Garda Fleet, broken down by Make as at 31/05/21



Following a full Fleet Category Review undertaken on August 9th 2019, 1 vehicle listed as 'Others' was reclassified as 'Vans' & 127 vehicles listed as 'Others' and 27 vehicles listed as '4x4' were reclassified as 'Cars'.

This Data is correct as of 31/05/21 and will be updated as of