



Garda Fleet Management Report as at 31/03/2024

Strength of Garda Fleet, broken down by Division & District as at 31/03/2024

Division / District	Cars			Vans	Motorcycles	4 x 4	Others	Total
	Marked	Unmarked	Total	Total	Total	Total	Total	
	1,046	1,609	2,655	562	140	103	53	
Total	1,046	1,609	2,655	562	140	103	53	3,513
BAILIEBORO	6	6	12	1	0	0	0	13
CARRICKMACROSS	7	2	9	2	0	3	0	14
CAVAN	13	4	17	2	1	2	0	22
MONAGHAN	7	10	17	9	2	2	0	30
CAVAN-MONAGHAN	33	22	55	14	3	7	0	79
ENNIS	15	10	25	9	2	0	0	36
KILRUSH	8	4	12	2	0	1	0	15
CLARE	23	14	37	11	2	1	0	51
ANGELSEA STREET	13	47	60	14	0	1	1	76
GURRANABRAHER	14	8	22	3	7	1	1	34
MAYFIELD	7	6	13	3	1	0	3	20
TOGHER	14	8	22	4	1	0	1	28
CORK CITY	48	69	117	24	9	2	6	158
FERMOY	11	9	20	4	2	0	0	26
MALLOW	10	6	16	2	1	0	0	19
MIDLETON	11	6	17	6	0	0	0	23
CORK NORTH	32	21	53	12	3	0	0	68
BANDON	14	12	26	7	2	0	1	36
BANTRY	6	2	8	3	0	1	0	12
CLONAKILTY	8	3	11	2	0	0	0	13
MACROOM	12	4	16	1	0	1	1	19
CORK WEST	40	21	61	13	2	2	2	80
BLACKROCK-W	21	16	37	5	1	1	0	44
DUNLAOGHAIRE-F	15	12	27	12	0	0	1	40
DMR EAST	36	28	64	17	1	1	1	84
BALBRIGGAN-Y	7	8	15	2	0	0	0	17
BALLYMUN	13	21	34	8	0	1	1	44
COOLOCK-R	10	14	24	3	0	0	0	27
RAHENY-J	10	15	25	3	0	0	0	28
DMR NORTH	40	58	98	16	0	1	1	116
BRIDEWELL	7	3	10	2	0	0	0	12
FITZGIBBON STREET	12	13	25	5	0	2	0	32
STORE STREET	18	14	32	7	0	1	1	41
DMR NORTH CENTRAL	37	30	67	14	0	3	1	85
CRUMLIN-G	10	9	19	8	0	0	0	27
TALLAGHT-M	15	20	35	6	0	1	1	43
TERENURE-P	10	8	18	2	0	1	0	21
DMR SOUTH	35	37	72	16	0	2	1	91
DONNYBROOK-E	10	7	17	7	0	0	0	24
KEVIN STREET-A	11	20	31	5	0	0	2	38
PEARSE STREET-B	7	10	17	8	0	0	0	25
DMR SOUTH CENTRAL	28	37	65	20	0	0	2	87
DMR TRAFFIC-DUBLIN CASTLE	10	5	15	3	43	2	0	63
DMR TRAFFIC	10	5	15	3	43	2	0	63
BLANCHARDSTOWN-K	16	29	45	6	0	0	1	52
CLONDALKIN-L	14	12	26	6	0	0	0	32
LUCAN-Q	11	14	25	3	0	0	4	32
DMR WEST	41	55	96	15	0	0	5	116
BALLYSHANNON	8	3	11	2	1	2	1	17
BUNCRANA	4	2	6	1	1	2	0	10
LETTERKENNY	13	12	25	8	2	2	0	37
MILFORD	7	4	11	3	0	1	0	15
DONEGAL	32	21	53	14	4	7	1	79
BALLINASLOE	5	2	7	1	0	0	0	8
CLIFDEN	3	1	4	1	0	0	0	5
GALWAY	24	32	56	21	4	1	1	83
LOUGHREA	5	2	7	3	0	0	0	10
SALTHILL	4	1	5	2	0	1	0	8
TUAM	7	3	10	1	2	0	0	13
GALWAY	48	41	89	29	6	2	1	127

Following a full Fleet Category Review undertaken on August 9th 2019, 1 vehicle listed as 'Others' was reclassified as 'Vans' & 127 vehicles listed as 'Others' and 27 vehicles listed as '4x4' were reclassified as 'Cars'.

This Data is correct as of 31/03/2024 and will be updated as of 30/04/2024



Garda Fleet Management Report as at 31/03/2024

KILLARNEY	7	4	11	3	0	0	0	14
LISTOWEL	7	2	9	1	0	0	0	10
TRALEE	20	12	32	11	3	1	1	48
KERRY	34	18	52	15	3	1	1	72
KILDARE	14	7	21	5	1	0	0	27
LEIXLIP	8	9	17	2	0	0	0	19
NAAS	13	9	22	7	1	1	1	32
KILDARE	35	25	60	14	2	1	1	78
CARLOW	15	2	17	4	1	0	0	22
KILKENNY	11	17	28	6	0	1	1	36
THOMASTOWN	7	13	20	7	0	1	0	28
KILKENNY/CARLOW	33	32	65	17	1	2	1	86
BIRR	4	1	5	1	0	0	0	6
PORTLAOISE	18	13	31	9	1	1	2	44
TULLAMORE	9	2	11	6	1	0	0	18
LAOIS-OFFALY	31	16	47	16	2	1	2	68
BRUFF	5	2	7	3	0	0	0	10
HENRY STREET LIMERICK	25	33	58	13	5	1	0	77
NEWCASTLEWEST	11	1	12	2	0	0	0	14
ROXBORO ROAD	8	3	11	2	0	0	3	16
LIMERICK	49	39	88	20	5	1	3	117
ARDEE	4	4	8	3	0	0	0	11
DROGHEDA	13	9	22	4	2	1	1	30
DUNDALK	21	13	34	6	0	2	0	42
LOUTH	38	26	64	13	2	3	1	83
BALLINA	6	3	9	3	0	0	0	12
BELMULLET	0	0	0	1	0	1	0	2
CASTLEBAR	5	6	11	4	2	0	1	18
CLAREMORRIS	24	9	33	3	0	0	0	36
WESTPORT	4	2	6	3	0	0	0	9
MAYO	39	20	59	14	2	1	1	77
ASHBOURNE	15	7	22	3	2	1	0	28
KELLS	6	2	8	1	0	0	0	9
NAVAN	11	9	20	6	0	0	0	26
TRIM	6	2	8	2	0	0	0	10
MEATH	38	20	58	12	2	1	0	73
CASTLEREA	7	3	10	3	0	1	2	16
GRANARD	4	1	5	1	0	0	0	6
LONGFORD	8	5	13	2	1	0	0	16
ROSCOMMON	6	10	16	7	2	0	0	25
ROSCOMMON-LONGFORD	25	19	44	13	3	1	2	63
BALLYMOTE	8	2	10	2	1	1	0	14
LEITRIM	13	5	18	4	1	2	0	25
SLIGO	11	7	18	6	1	0	0	25
SLIGO-LEITRIM	32	14	46	12	3	3	0	64
CAHIR	13	3	16	1	1	1	0	19
CLONMEL	3	3	6	3	0	0	0	9
NENAGH	7	3	10	1	0	0	0	11
THURLES	9	9	18	8	2	1	0	29
TIPPERARY	3	4	7	2	0	0	0	9
TIPPERARY	35	22	57	15	3	2	0	77
DUNGARVAN	10	3	13	1	0	1	0	15
TRAMORE	5	3	8	2	1	1	0	12
WATERFORD	18	12	30	12	2	1	1	46
WATERFORD	33	18	51	15	3	3	1	73
ATHLONE	15	7	22	1	2	1	0	26
MULLINGAR	17	19	36	7	0	1	1	45
WESTMEATH	32	26	58	8	2	2	1	71
ENNISCORTHY	10	7	17	2	1	1	0	21
NEW ROSS	4	4	8	2	0	0	0	10
WEXFORD	13	15	28	5	1	1	0	35
WEXFORD	27	26	53	9	2	2	0	66
BALTINGLASS	9	3	12	3	0	1	0	16
BRAY	14	8	22	4	1	1	0	28
WICKLOW	7	8	15	4	0	4	1	24
WICKLOW	30	19	49	11	1	6	1	68
NATIONAL & HEADQUARTERS UNITS	52	810	862	140	31	43	17	1,093
NATIONAL & HEADQUARTERS UNITS	52	810	862	140	31	43	17	1,093

Following a full Fleet Category Review undertaken on August 9th 2019, 1 vehicle listed as 'Others' was reclassified as 'Vans' & 127 vehicles listed as 'Others' and 27 vehicles listed as '4x4' were reclassified as 'Cars'.

This Data is correct as of 31/03/2024 and will be updated as of 30/04/2024



Garda Fleet Management Report as at 31/03/2024

Vehicles Removed from Fleet from 01/01/2024 to 31/03/2024 by Type as at 31/03/2024

	Cars			Vans	Motorcycles	4 x 4	Others	Total
	Marked	Unmarked	Total	Total	Total	Total	Total	
Total								

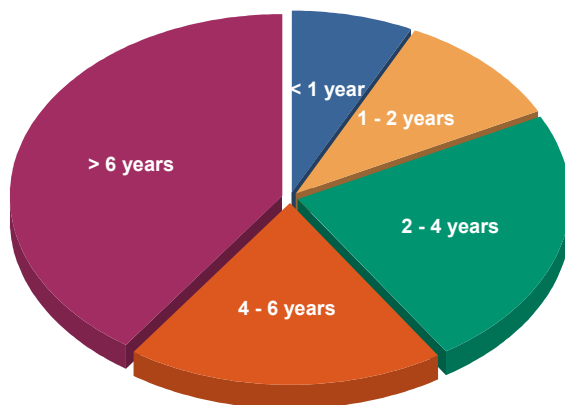
Vehicles Assigned to Fleet from 01/01/2024 to 31/03/2024 by Type as at 31/03/2024

	Cars			Vans	Motorcycles	4 x 4	Others	Total
	Marked	Unmarked	Total	Total	Total	Total	Total	
Total	24	30	54	33	4	2	0	93
January 2024	3	5	8	13	0	2	0	23
February 2024	4	11	15	15	1	0	0	31
March 2024	17	14	31	5	3	0	0	39

Strength of Garda Fleet, broken down by Age as at 31/03/2024

	Cars	Vans	Motorcycles	4 x 4	Others	Total	% of Total
Total	2,655	562	140	103	53	3,513	100%
< 1 year	186	56	11	4		257	7%
1 - 2 years	322	26	5	2		355	10%
2 - 4 years	694	71	28	25	4	822	23%
4 - 6 years	494	120	12	23	13	662	19%
> 6 years	959	289	84	49	36	1,417	40%

Vehicle age is calculated from date of commission.



< 1 year	257	7.3%
1 - 2 years	355	10.1%
2 - 4 years	822	23.4%
4 - 6 years	662	18.8%
> 6 years	1,417	40.3%
Total:		3,513 100.0%

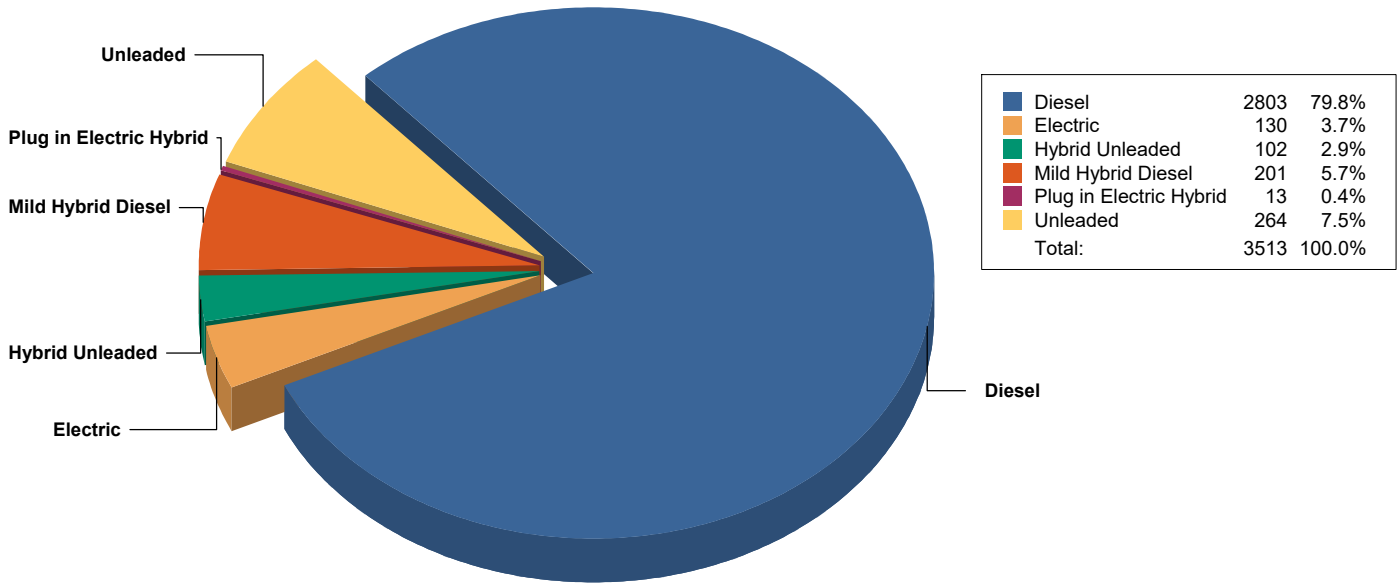
Following a full Fleet Category Review undertaken on August 9th 2019, 1 vehicle listed as 'Others' was reclassified as 'Vans' & 127 vehicles listed as 'Others' and 27 vehicles listed as '4x4' were reclassified as 'Cars'.

This Data is correct as of 31/03/2024 and will be updated as of 30/04/2024



Garda Fleet Management Report as at 31/03/2024

Strength of Garda Fleet, broken down by Fuel Type as at 31/03/2024



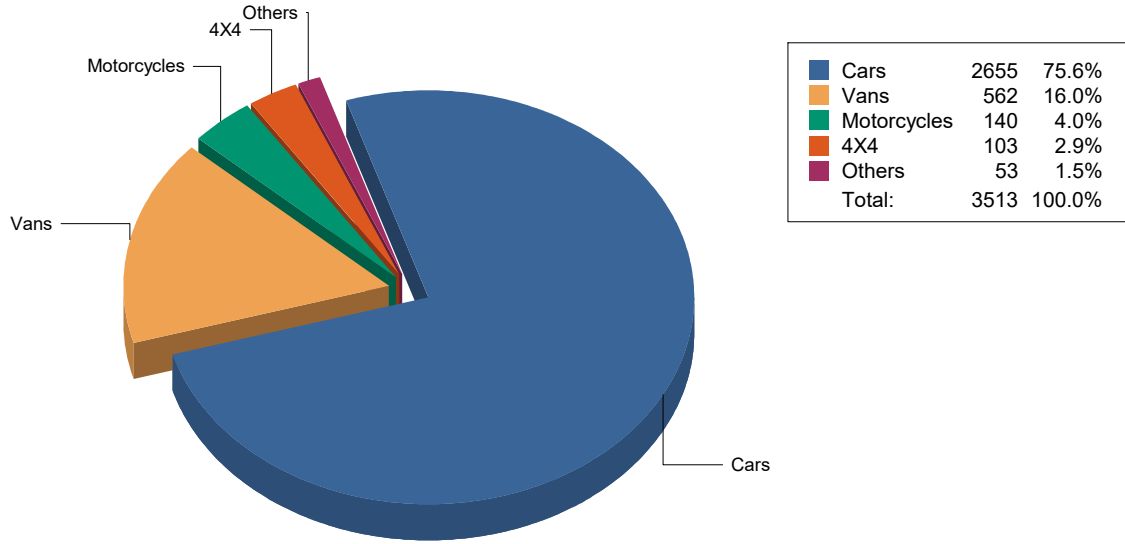
Following a full Fleet Category Review undertaken on August 9th 2019, 1 vehicle listed as 'Others' was reclassified as 'Vans' & 127 vehicles listed as 'Others' and 27 vehicles listed as '4x4' were reclassified as 'Cars'.

This Data is correct as of 31/03/2024 and will be updated as of 30/04/2024

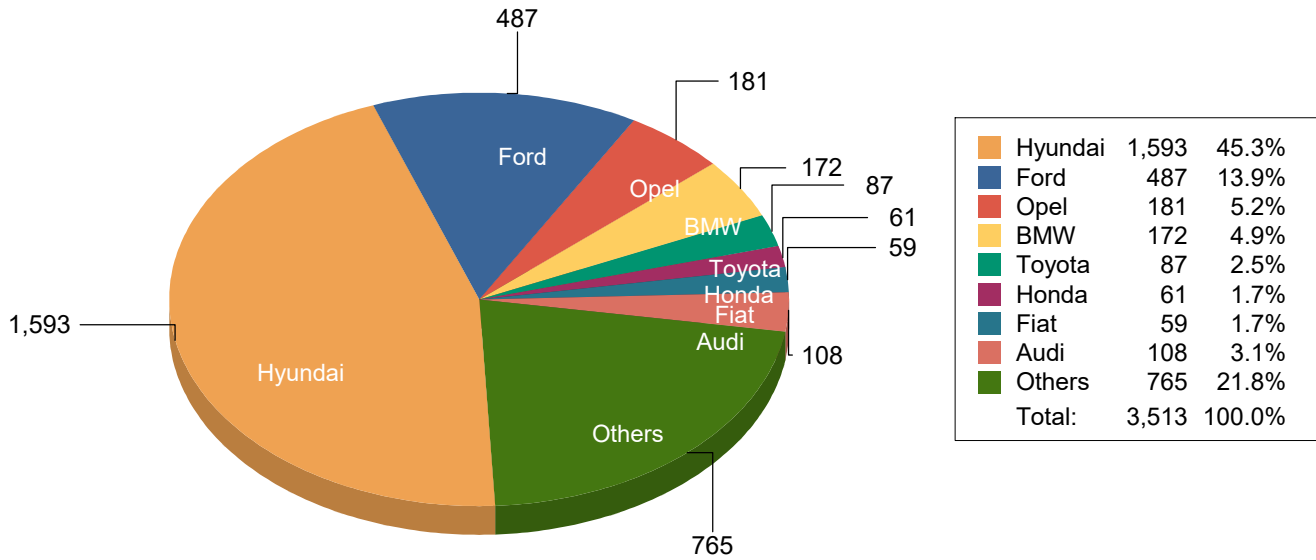


Garda Fleet Management Report as at 31/03/2024

Strength of Garda Fleet, broken down by Type as at 31/03/2024



Strength of Garda Fleet, broken down by Make as at 31/03/2024



Following a full Fleet Category Review undertaken on August 9th 2019, 1 vehicle listed as 'Others' was reclassified as 'Vans' & 127 vehicles listed as 'Others' and 27 vehicles listed as '4x4' were reclassified as 'Cars'.

This Data is correct as of 31/03/2024 and will be updated as of 30/04/2024