



Garda Fleet Management Report as at 31/03/2023

Strength of Garda Fleet, broken down by Division & District as at 31/03/2023

Division / District	Cars			Vans	Motorcycles	4 x 4	Others	Total
	Marked	Unmarked	Total	Total	Total	Total	Total	
	1,034	1,545	2,579	517	132	100	53	
Total	1,034	1,545	2,579	517	132	100	53	3,381
BAILIEBORO	5	6	11	1	0	0	0	12
CARRICKMACROSS	7	2	9	2	0	3	0	14
CAVAN	13	4	17	3	2	2	0	24
MONAGHAN	8	8	16	6	2	2	0	26
CAVAN-MONAGHAN	33	20	53	12	4	7	0	76
ENNIS	15	9	24	9	1	0	0	34
KILRUSH	8	4	12	2	0	1	0	15
CLARE	23	13	36	11	1	1	0	49
ANGELSEA STREET	12	45	57	14	1	1	1	74
GURRANABRAHER	14	5	19	3	8	1	1	32
MAYFIELD	7	6	13	3	1	0	3	20
TOGHER	14	8	22	2	0	0	1	25
CORK CITY	47	64	111	22	10	2	6	151
FERMOY	11	7	18	4	1	0	0	23
MALLOW	11	6	17	2	1	0	0	20
MIDLETON	10	7	17	6	1	0	0	24
CORK NORTH	32	20	52	12	3	0	0	67
BANDON	14	13	27	7	2	0	1	37
BANTRY	5	3	8	2	0	1	0	11
CLONAKILTY	7	3	10	1	0	0	0	11
MACROOM	14	4	18	1	0	1	1	21
CORK WEST	40	23	63	11	2	2	2	80
BLACKROCK-W	20	14	34	4	0	1	0	39
DUNLAOGHAIRE-F	16	13	29	10	0	0	1	40
DMR EAST	36	27	63	14	0	1	1	79
BALBRIGGAN-Y	6	7	13	1	0	0	0	14
BALLYMUN	14	21	35	9	0	1	1	46
COOLOCK-R	9	16	25	3	0	0	0	28
RAHENY-J	11	16	27	2	0	0	0	29
DMR NORTH	40	60	100	15	0	1	1	117
BRIDEWELL	7	4	11	2	0	0	0	13
FITZGIBBON STREET	12	10	22	4	0	2	0	28
STORE STREET	17	17	34	6	0	1	1	42
DMR NORTH CENTRAL	36	31	67	12	0	3	1	83
CRUMLIN-G	11	9	20	8	0	0	0	28
TALLAGHT-M	14	18	32	5	0	1	1	39
TERENURE-P	11	8	19	2	0	1	0	22
DMR SOUTH	36	35	71	15	0	2	1	89
DONNYBROOK-E	12	7	19	7	0	0	0	26
KEVIN STREET-A	11	20	31	5	0	0	1	37
PEARSE STREET-B	8	10	18	7	0	0	0	25
DMR SOUTH CENTRAL	31	37	68	19	0	0	1	88
DMR TRAFFIC-DUBLIN CASTLE	14	5	19	3	39	2	0	63
DMR TRAFFIC	14	5	19	3	39	2	0	63
BLANCHARDSTOWN-K	15	29	44	5	0	0	1	50
CLONDALKIN-L	12	13	25	5	0	0	0	30
LUCAN-Q	11	14	25	3	0	0	5	33
DMR WEST	38	56	94	13	0	0	6	113
BALLYSHANNON	6	3	9	2	1	2	1	15
BUNCRANA	7	5	12	1	1	1	0	15
LETTERKENNY	15	11	26	7	2	2	0	37
MILFORD	8	4	12	3	0	1	0	16
DONEGAL	36	23	59	13	4	6	1	83
BALLINASLOE	4	2	6	1	0	0	0	7
CLIFDEN	4	1	5	1	0	0	0	6
GALWAY	26	30	56	18	4	1	1	80
LOUGHREA	6	2	8	3	0	0	0	11
SALTHILL	5	1	6	2	0	1	0	9
TUAM	7	2	9	1	2	0	0	12
GALWAY	52	38	90	26	6	2	1	125

Following a full Fleet Category Review undertaken on August 9th 2019, 1 vehicle listed as 'Others' was reclassified as 'Vans' & 127 vehicles listed as 'Others' and 27 vehicles listed as '4x4' were reclassified as 'Cars'.

This Data is correct as of 31/03/2023 and will be updated as of 01/04/2023



Garda Fleet Management Report as at 31/03/2023

KILLARNEY	8	4	12	3	0	0	0	15
LISTOWEL	10	2	12	1	0	0	0	13
TRALEE	17	11	28	8	3	1	1	41
KERRY	35	17	52	12	3	1	1	69
KILDARE	14	8	22	4	1	0	0	27
LEIXLIP	7	4	11	2	0	0	0	13
NAAS	12	10	22	8	1	1	1	33
KILDARE	33	22	55	14	2	1	1	73
CARLOW	15	5	20	4	1	0	0	25
KILKENNY	14	15	29	5	0	1	1	36
THOMASTOWN	8	14	22	6	0	1	0	29
KILKENNY/CARLOW	37	34	71	15	1	2	1	90
BIRR	4	2	6	1	0	0	0	7
PORTLAOISE	16	13	29	7	3	1	2	42
TULLAMORE	9	2	11	5	1	0	0	17
LAOIS-OFFALY	29	17	46	13	4	1	2	66
BRUFF	6	2	8	3	0	0	0	11
HENRY STREET LIMERICK	22	31	53	11	5	1	0	70
NEWCASTLEWEST	10	1	11	1	0	0	0	12
ROXBORO ROAD	7	3	10	2	0	0	3	15
LIMERICK	45	37	82	17	5	1	3	108
ARDEE	4	3	7	3	0	0	0	10
DROGHEDA	13	9	22	3	2	1	1	29
DUNDALK	21	9	30	6	0	2	0	38
LOUTH	38	21	59	12	2	3	1	77
BALLINA	7	3	10	3	0	0	0	13
BELMULLET	1	0	1	0	0	1	0	2
CASTLEBAR	4	6	10	3	2	0	1	16
CLAREMORRIS	20	6	26	2	0	0	0	28
WESTPORT	5	2	7	3	0	0	0	10
MAYO	37	17	54	11	2	1	1	69
ASHBOURNE	12	7	19	2	2	1	0	24
KELLS	6	2	8	1	0	0	0	9
NAVAN	9	8	17	5	0	0	0	22
TRIM	5	2	7	2	0	0	0	9
MEATH	32	19	51	10	2	1	0	64
CASTLEREA	7	4	11	3	0	1	3	18
GRANARD	4	1	5	1	0	0	0	6
LONGFORD	8	4	12	2	1	0	0	15
ROSCOMMON	6	9	15	5	2	0	0	22
ROSCOMMON-LONGFORD	25	18	43	11	3	1	3	61
BALLYMOTE	8	3	11	1	1	2	0	15
LEITRIM	10	5	15	3	1	2	0	21
SLIGO	11	7	18	6	1	0	0	25
SLIGO-LEITRIM	29	15	44	10	3	4	0	61
CAHIR	13	4	17	1	2	1	0	21
CLONMEL	3	3	6	3	0	0	0	9
NENAGH	8	4	12	1	0	0	0	13
THURLES	9	9	18	7	2	1	0	28
TIPPERARY	3	4	7	2	0	0	0	9
TIPPERARY	36	24	60	14	4	2	0	80
DUNGARVAN	11	3	14	2	0	1	0	17
TRAMORE	5	3	8	3	1	1	0	13
WATERFORD	18	12	30	9	2	1	1	43
WATERFORD	34	18	52	14	3	3	1	73
ATHLONE	13	5	18	1	2	0	0	21
MULLINGAR	16	21	37	7	0	1	1	46
WESTMEATH	29	26	55	8	2	1	1	67
ENNISCORTHY	13	7	20	2	1	1	0	24
NEW ROSS	4	4	8	2	0	0	0	10
WEXFORD	12	14	26	4	1	1	0	32
WEXFORD	29	25	54	8	2	2	0	66
BALTINGLASS	8	4	12	3	0	1	0	16
BRAY	14	7	21	4	2	1	0	28
WICKLOW	7	8	15	4	0	4	1	24
WICKLOW	29	19	48	11	2	6	1	68
NATIONAL & HEADQUARTERS UNITS	43	764	807	139	23	41	16	1,026
NATIONAL & HEADQUARTERS UNITS	43	764	807	139	23	41	16	1,026

Following a full Fleet Category Review undertaken on August 9th 2019, 1 vehicle listed as 'Others' was reclassified as 'Vans' & 127 vehicles listed as 'Others' and 27 vehicles listed as '4x4' were reclassified as 'Cars'.

This Data is correct as of 31/03/2023 and will be updated as of 01/04/2023



Garda Fleet Management Report as at 31/03/2023

Vehicles Removed from Fleet from 01/01/2023 to 31/03/2023 by Type as at 31/03/2023

	Cars			Vans	Motorcycles	4 x 4	Others	Total
	Marked	Unmarked	Total	Total	Total	Total	Total	
Total	17	17	34	1	2		0	37
March 2023	17	17	34	1	2	0	0	37

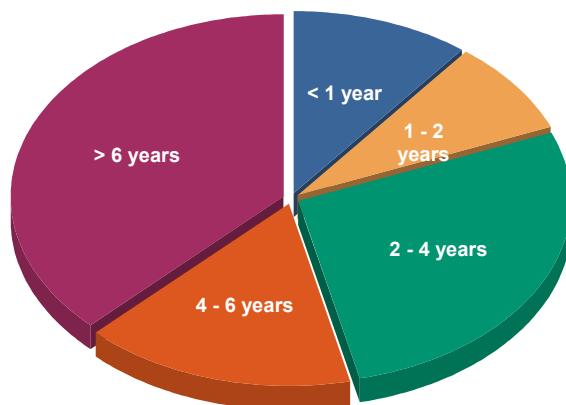
Vehicles Assigned to Fleet from 01/01/2023 to 31/03/2023 by Type as at 31/03/2023

	Cars			Vans	Motorcycles	4 x 4	Others	Total
	Marked	Unmarked	Total	Total	Total	Total	Total	
Total	25	71	96	4	5	1	0	106
January 2023	8	28	36	2	0	0	0	38
February 2023	13	16	29	2	0	1	0	32
March 2023	4	27	31	0	5	0	0	36

Strength of Garda Fleet, broken down by Age as at 31/03/2023

	Cars	Vans	Motorcycles	4 x 4	Others	Total	% of Total
Total	2,579	517	132	100	53	3,381	100%
< 1 year	322	26	5	2		355	10%
1 - 2 years	213	50	2	18	1	284	8%
2 - 4 years	803	69	26	19	9	926	27%
4 - 6 years	383	113	12	32	12	552	16%
> 6 years	858	259	87	29	31	1,264	37%

Vehicle age is calculated from date of commission.



< 1 year	355	10.5%
1 - 2 years	284	8.4%
2 - 4 years	926	27.4%
4 - 6 years	552	16.3%
> 6 years	1,264	37.4%
Total:	3,381	100.0%

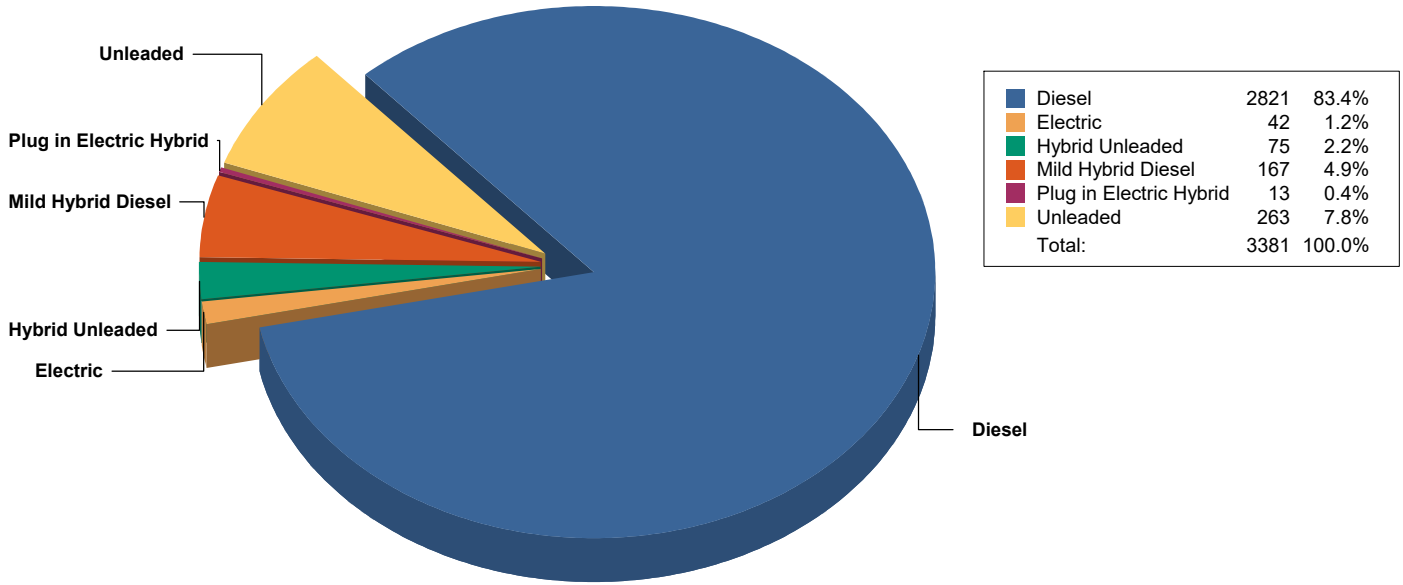
Following a full Fleet Category Review undertaken on August 9th 2019, 1 vehicle listed as 'Others' was reclassified as 'Vans' & 127 vehicles listed as 'Others' and 27 vehicles listed as '4x4' were reclassified as 'Cars'.

This Data is correct as of 31/03/2023 and will be updated as of 01/04/2023



Garda Fleet Management Report as at 31/03/2023

Strength of Garda Fleet, broken down by Fuel Type as at 31/03/2023



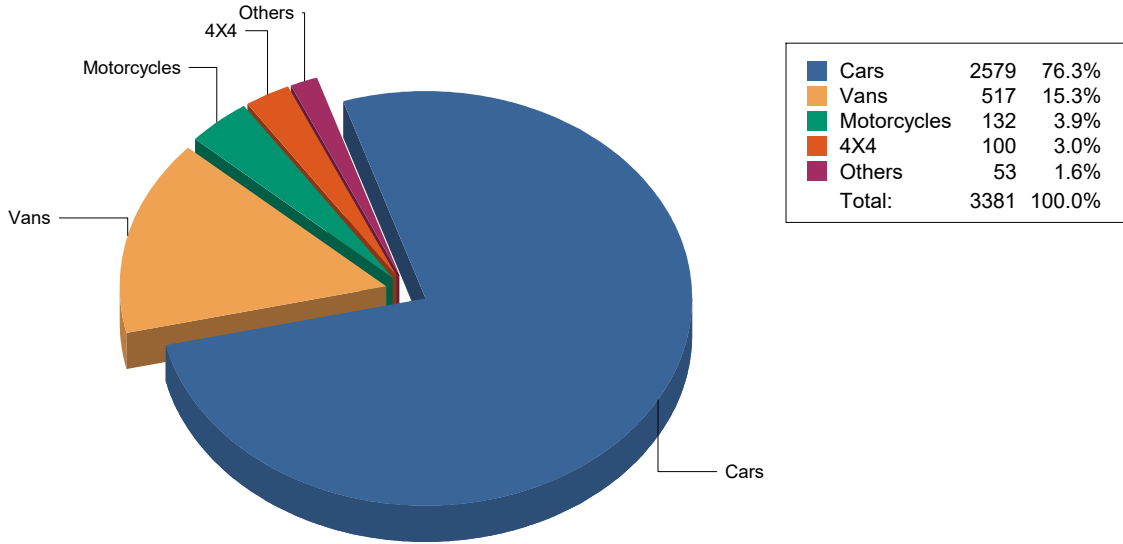
Following a full Fleet Category Review undertaken on August 9th 2019, 1 vehicle listed as 'Others' was reclassified as 'Vans' & 127 vehicles listed as 'Others' and 27 vehicles listed as '4x4' were reclassified as 'Cars'.

This Data is correct as of 31/03/2023 and will be updated as of 01/04/2023

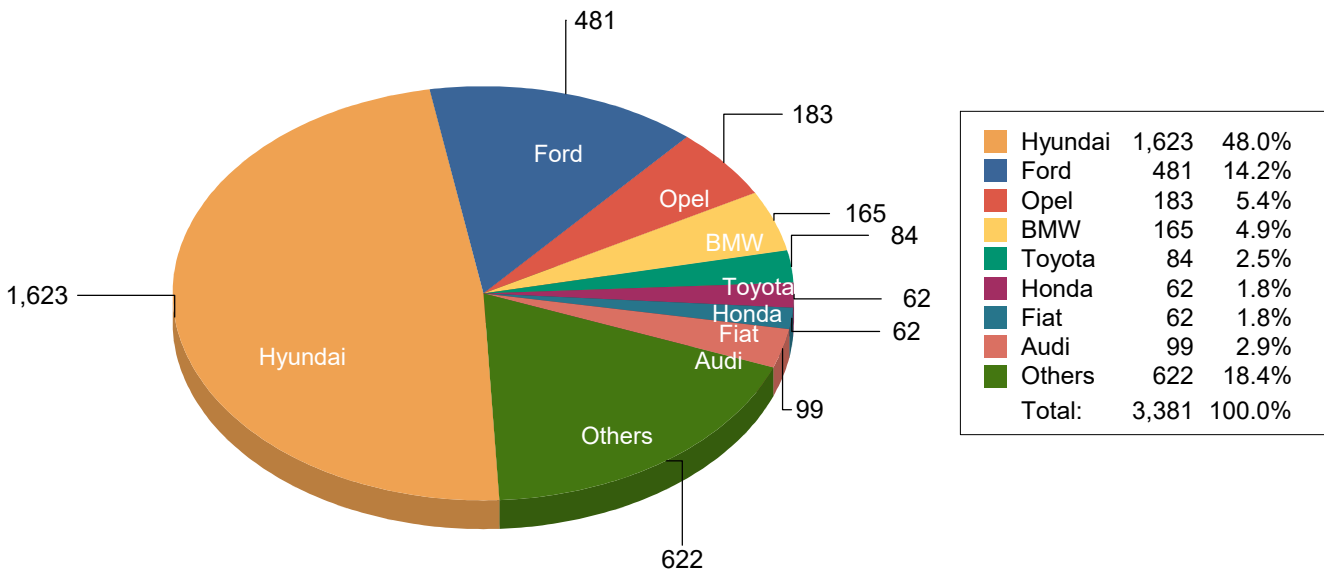


Garda Fleet Management Report as at 31/03/2023

Strength of Garda Fleet, broken down by Type as at 31/03/2023



Strength of Garda Fleet, broken down by Make as at 31/03/2023



Following a full Fleet Category Review undertaken on August 9th 2019, 1 vehicle listed as 'Others' was reclassified as 'Vans' & 127 vehicles listed as 'Others' and 27 vehicles listed as '4x4' were reclassified as 'Cars'.

This Data is correct as of 31/03/2023 and will be updated as of 01/04/2023