



# Garda Fleet Management Report as at 31/03/21

## Strength of Garda Fleet, broken down by Division & District as at 31/03/21

Division / District	Cars			Vans	Motorcycles	4 x 4	Others	Total
	Marked	Unmarked	Total	Total	Total	Total	Total	
	1,002	1,393	2,395	495	127	86	53	
<b>Total</b>	<b>1,002</b>	<b>1,393</b>	<b>2,395</b>	<b>495</b>	<b>127</b>	<b>86</b>	<b>53</b>	<b>3,156</b>
BAILIEBORO	6	6	12	2	0	0	0	14
CARRICKMACROSS	4	2	6	2	0	1	0	9
CAVAN	14	5	19	2	2	0	0	23
MONAGHAN	7	8	15	6	2	0	0	23
<b>CAVAN-MONAGHAN</b>	<b>31</b>	<b>21</b>	<b>52</b>	<b>12</b>	<b>4</b>	<b>1</b>	<b>0</b>	<b>69</b>
ENNIS	14	16	30	9	2	0	0	41
KILRUSH	7	4	11	2	0	1	0	14
<b>CLARE</b>	<b>21</b>	<b>20</b>	<b>41</b>	<b>11</b>	<b>2</b>	<b>1</b>	<b>0</b>	<b>55</b>
ANGELSEA STREET	12	42	54	13	1	1	1	70
GURRANABRAHER	12	9	21	4	8	1	1	35
MAYFIELD	6	5	11	2	1	0	4	18
TOGHER	11	5	16	1	0	0	1	18
<b>CORK CITY</b>	<b>41</b>	<b>61</b>	<b>102</b>	<b>20</b>	<b>10</b>	<b>2</b>	<b>7</b>	<b>141</b>
FERMOY	12	8	20	3	1	0	0	24
MALLOW	9	6	15	2	1	0	0	18
MIDLETON	10	6	16	6	1	0	0	23
<b>CORK NORTH</b>	<b>31</b>	<b>20</b>	<b>51</b>	<b>11</b>	<b>3</b>	<b>0</b>	<b>0</b>	<b>65</b>
BANDON	11	10	21	7	1	0	1	30
BANTRY	5	3	8	3	0	1	0	12
CLONAKILTY	6	3	9	1	0	0	0	10
MACROOM	12	2	14	1	0	2	1	18
<b>CORK WEST</b>	<b>34</b>	<b>18</b>	<b>52</b>	<b>12</b>	<b>1</b>	<b>3</b>	<b>2</b>	<b>70</b>
BLACKROCK-W	20	10	30	3	0	1	0	34
DUNLAOGHAIRE-F	22	14	36	9	0	0	1	46
<b>DMR EAST</b>	<b>42</b>	<b>24</b>	<b>66</b>	<b>12</b>	<b>0</b>	<b>1</b>	<b>1</b>	<b>80</b>
BALBRIGGAN-Y	5	7	12	1	0	0	0	13
BALLYMUN	11	21	32	7	0	1	1	41
COOLOCK-R	10	16	26	3	0	0	0	29
RAHENY-J	11	11	22	3	0	0	0	25
<b>DMR NORTH</b>	<b>37</b>	<b>55</b>	<b>92</b>	<b>14</b>	<b>0</b>	<b>1</b>	<b>1</b>	<b>108</b>
BRIDEWELL	7	3	10	2	0	0	0	12
FITZGIBBON STREET	11	9	20	5	0	2	0	27
STORE STREET	17	18	35	5	0	1	1	42
<b>DMR NORTH CENTRAL</b>	<b>35</b>	<b>30</b>	<b>65</b>	<b>12</b>	<b>0</b>	<b>3</b>	<b>1</b>	<b>81</b>
CRUMLIN-G	11	11	22	8	0	0	0	30
TALLAGHT-M	13	19	32	6	0	1	1	40
TERENURE-P	12	8	20	2	0	1	0	23
<b>DMR SOUTH</b>	<b>36</b>	<b>38</b>	<b>74</b>	<b>16</b>	<b>0</b>	<b>2</b>	<b>1</b>	<b>93</b>
DONNYBROOK-E	10	9	19	7	0	0	0	26
KEVIN STREET-A	11	21	32	4	0	0	1	37
PEARSE STREET-B	8	10	18	6	0	0	0	24
<b>DMR SOUTH CENTRAL</b>	<b>29</b>	<b>40</b>	<b>69</b>	<b>17</b>	<b>0</b>	<b>0</b>	<b>1</b>	<b>87</b>
DMR TRAFFIC-DUBLIN CASTLE	12	6	18	2	39	2	0	61
<b>DMR TRAFFIC</b>	<b>12</b>	<b>6</b>	<b>18</b>	<b>2</b>	<b>39</b>	<b>2</b>	<b>0</b>	<b>61</b>
BLANCHARDSTOWN-K	17	25	42	6	0	0	1	49
CLONDALKIN-L	10	13	23	4	0	0	0	27
LUCAN-Q	9	10	19	3	0	0	5	27
<b>DMR WEST</b>	<b>36</b>	<b>48</b>	<b>84</b>	<b>13</b>	<b>0</b>	<b>0</b>	<b>6</b>	<b>103</b>
BALLYSHANNON	12	3	15	2	0	0	1	18
BUNCRANA	8	3	11	1	2	0	0	14
LETTERKENNY	11	11	22	9	2	0	0	33
MILFORD	6	2	8	2	0	1	0	11
<b>DONEGAL</b>	<b>37</b>	<b>19</b>	<b>56</b>	<b>14</b>	<b>4</b>	<b>1</b>	<b>1</b>	<b>76</b>
BALLINASLOE	5	2	7	1	0	0	0	8
CLIFDEN	4	1	5	2	0	0	0	7
GALWAY	21	29	50	13	4	1	1	69
LOUGHREA	8	2	10	2	0	0	0	12
SALTHILL	8	3	11	2	0	0	0	13
TUAM	9	4	13	1	2	0	0	16
<b>GALWAY</b>	<b>55</b>	<b>41</b>	<b>96</b>	<b>21</b>	<b>6</b>	<b>1</b>	<b>1</b>	<b>125</b>

Following a full Fleet Category Review undertaken on August 9th 2019, 1 vehicle listed as 'Others' was reclassified as 'Vans' & 127 vehicles listed as 'Others' and 27 vehicles listed as '4x4' were reclassified as 'Cars'.

This Data is correct as of 31/03/21 and will be updated as of



## Garda Fleet Management Report as at 31/03/21

KILLARNEY	8	4	12	3	0	0	0	15
LISTOWEL	10	2	12	2	0	0	0	14
TRALEE	15	12	27	8	3	1	1	40
<b>KERRY</b>	<b>33</b>	<b>18</b>	<b>51</b>	<b>13</b>	<b>3</b>	<b>1</b>	<b>1</b>	<b>69</b>
KILDARE	14	7	21	5	1	0	0	27
LEIXLIP	8	5	13	3	0	0	0	16
NAAS	11	7	18	6	1	1	0	26
<b>KILDARE</b>	<b>33</b>	<b>19</b>	<b>52</b>	<b>14</b>	<b>2</b>	<b>1</b>	<b>0</b>	<b>69</b>
CARLOW	16	6	22	5	1	1	0	29
KILKENNY	16	15	31	8	0	1	1	41
THOMASTOWN	7	12	19	6	0	0	0	25
<b>KILKENNY/CARLOW</b>	<b>39</b>	<b>33</b>	<b>72</b>	<b>19</b>	<b>1</b>	<b>2</b>	<b>1</b>	<b>95</b>
BIRR	4	2	6	1	0	0	0	7
PORTLAOISE	15	14	29	8	3	2	2	44
TULLAMORE	8	5	13	3	1	0	0	17
<b>LAOIS-OFFALY</b>	<b>27</b>	<b>21</b>	<b>48</b>	<b>12</b>	<b>4</b>	<b>2</b>	<b>2</b>	<b>68</b>
BRUFF	5	2	7	3	0	0	0	10
HENRY STREET LIMERICK	19	25	44	10	5	1	0	60
NEWCASTLEWEST	12	2	14	2	0	0	0	16
ROXBORO ROAD	7	3	10	3	0	0	3	16
<b>LIMERICK</b>	<b>43</b>	<b>32</b>	<b>75</b>	<b>18</b>	<b>5</b>	<b>1</b>	<b>3</b>	<b>102</b>
ARDEE	4	3	7	3	0	0	0	10
DROGHEDA	10	6	16	3	2	1	1	23
DUNDALK	20	9	29	5	0	0	0	34
<b>LOUTH</b>	<b>34</b>	<b>18</b>	<b>52</b>	<b>11</b>	<b>2</b>	<b>1</b>	<b>1</b>	<b>67</b>
BALLINA	6	2	8	3	0	0	0	11
BELMULLET	3	0	3	1	0	1	0	5
CASTLEBAR	5	7	12	4	2	0	1	19
CLAREMORRIS	17	4	21	3	0	0	0	24
WESTPORT	4	1	5	2	0	0	0	7
<b>MAYO</b>	<b>35</b>	<b>14</b>	<b>49</b>	<b>13</b>	<b>2</b>	<b>1</b>	<b>1</b>	<b>66</b>
ASHBOURNE	13	8	21	4	2	1	0	28
KELLS	6	1	7	1	0	0	0	8
NAVAN	10	6	16	5	0	0	0	21
TRIM	7	3	10	1	0	0	0	11
<b>MEATH</b>	<b>36</b>	<b>18</b>	<b>54</b>	<b>11</b>	<b>2</b>	<b>1</b>	<b>0</b>	<b>68</b>
CASTLEREA	7	4	11	4	0	1	3	19
GRANARD	4	2	6	1	0	0	0	7
LONGFORD	8	5	13	2	1	0	0	16
ROSCOMMON	8	8	16	5	2	0	0	23
<b>ROSCOMMON-LONGFORD</b>	<b>27</b>	<b>19</b>	<b>46</b>	<b>12</b>	<b>3</b>	<b>1</b>	<b>3</b>	<b>65</b>
BALLYMOTE	6	1	7	2	1	0	0	10
LEITRIM	10	4	14	4	1	1	0	20
SLIGO	12	8	20	6	1	0	0	27
<b>SLIGO-LEITRIM</b>	<b>28</b>	<b>13</b>	<b>41</b>	<b>12</b>	<b>3</b>	<b>1</b>	<b>0</b>	<b>57</b>
CAHIR	12	5	17	1	2	1	0	21
CLONMEL	4	5	9	2	0	0	0	11
NENAGH	8	3	11	2	0	0	0	13
THURLES	7	8	15	6	2	1	0	24
TIPPERARY	3	4	7	2	0	0	0	9
<b>TIPPERARY</b>	<b>34</b>	<b>25</b>	<b>59</b>	<b>13</b>	<b>4</b>	<b>2</b>	<b>0</b>	<b>78</b>
DUNGARVAN	11	2	13	2	0	1	0	16
TRAMORE	5	3	8	2	1	1	0	12
WATERFORD	18	11	29	11	2	1	1	44
<b>WATERFORD</b>	<b>34</b>	<b>16</b>	<b>50</b>	<b>15</b>	<b>3</b>	<b>3</b>	<b>1</b>	<b>72</b>
ATHLONE	13	5	18	2	2	1	0	23
MULLINGAR	21	23	44	8	0	0	1	53
<b>WESTMEATH</b>	<b>34</b>	<b>28</b>	<b>62</b>	<b>10</b>	<b>2</b>	<b>1</b>	<b>1</b>	<b>76</b>
ENNISCORTHY	15	8	23	2	1	1	0	27
NEW ROSS	5	4	9	2	0	0	0	11
WEXFORD	11	10	21	5	1	1	0	28
<b>WEXFORD</b>	<b>31</b>	<b>22</b>	<b>53</b>	<b>9</b>	<b>2</b>	<b>2</b>	<b>0</b>	<b>66</b>
BALTINGLASS	7	3	10	3	0	1	0	14
BRAY	14	7	21	4	2	1	0	28
WICKLOW	9	8	17	4	0	4	1	26
<b>WICKLOW</b>	<b>30</b>	<b>18</b>	<b>48</b>	<b>11</b>	<b>2</b>	<b>6</b>	<b>1</b>	<b>68</b>
NATIONAL & HEADQUARTERS UNITS	27	638	665	115	18	42	16	856
<b>NATIONAL &amp; HEADQUARTERS UNITS</b>	<b>27</b>	<b>638</b>	<b>665</b>	<b>115</b>	<b>18</b>	<b>42</b>	<b>16</b>	<b>856</b>

Following a full Fleet Category Review undertaken on August 9th 2019, 1 vehicle listed as 'Others' was reclassified as 'Vans' & 127 vehicles listed as 'Others' and 27 vehicles listed as '4x4' were reclassified as 'Cars'.

This Data is correct as of 31/03/21 and will be updated as of



# Garda Fleet Management Report as at 31/03/21

## Vehicles Removed from Fleet from 01/01/21 to 31/03/21 by Type as at 31/03/21

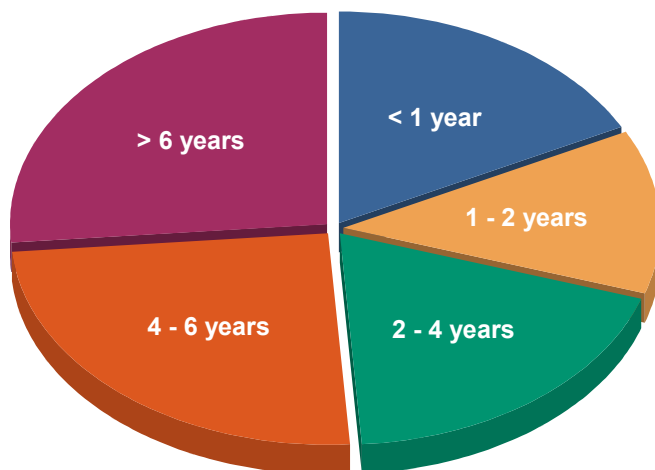
	Cars			Vans	Motorcycles	4 x 4	Others	Total
	Marked	Unmarked	Total	Total	Total	Total	Total	
<b>Total</b>	36	25	61	11	0	2	0	74
January 2021	6	2	8	1	0	0	0	9
February 2021	14	17	31	8	0	1	0	40
March 2021	16	6	22	2	0	1	0	25

## Vehicles Assigned to Fleet from 01/01/21 to 31/03/21 by Type as at 31/03/21

	Cars			Vans	Motorcycles	4 x 4	Others	Total
	Marked	Unmarked	Total	Total	Total	Total	Total	
<b>Total</b>	78	30	108	10	0	0	0	118
January 2021	22	2	24	1	0	0	0	25
February 2021	20	24	44	0	0	0	0	44
March 2021	36	4	40	9	0	0	0	49

## Strength of Garda Fleet, broken down by Age as at 31/03/21

	Cars	Vans	Motorcycles	4 x 4	Others	Total	% of Total
<b>Total</b>	2,395	495	127	86	53	3,156	100%
< 1 year	493	22	26	7	3	551	17%
1 - 2 years	329	47	0	12	6	394	12%
2 - 4 years	426	114	12	32	12	596	19%
4 - 6 years	504	187	58	12	20	781	25%
> 6 years	643	125	31	23	12	834	26%



< 1 year	551	17.5%
1 - 2 years	394	12.5%
2 - 4 years	596	18.9%
4 - 6 years	781	24.7%
> 6 years	834	26.4%
<b>Total:</b>	<b>3,156</b>	<b>100.0%</b>

Vehicle age is calculated from date of commission.

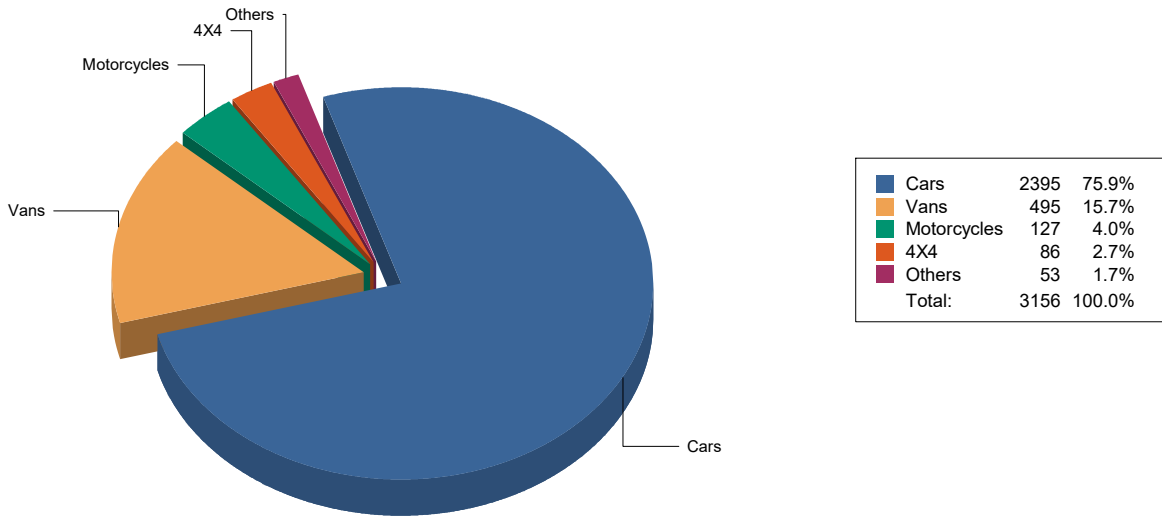
Following a full Fleet Category Review undertaken on August 9th 2019, 1 vehicle listed as 'Others' was reclassified as 'Vans' & 127 vehicles listed as 'Others' and 27 vehicles listed as '4x4' were reclassified as 'Cars'.

This Data is correct as of 31/03/21 and will be updated as of

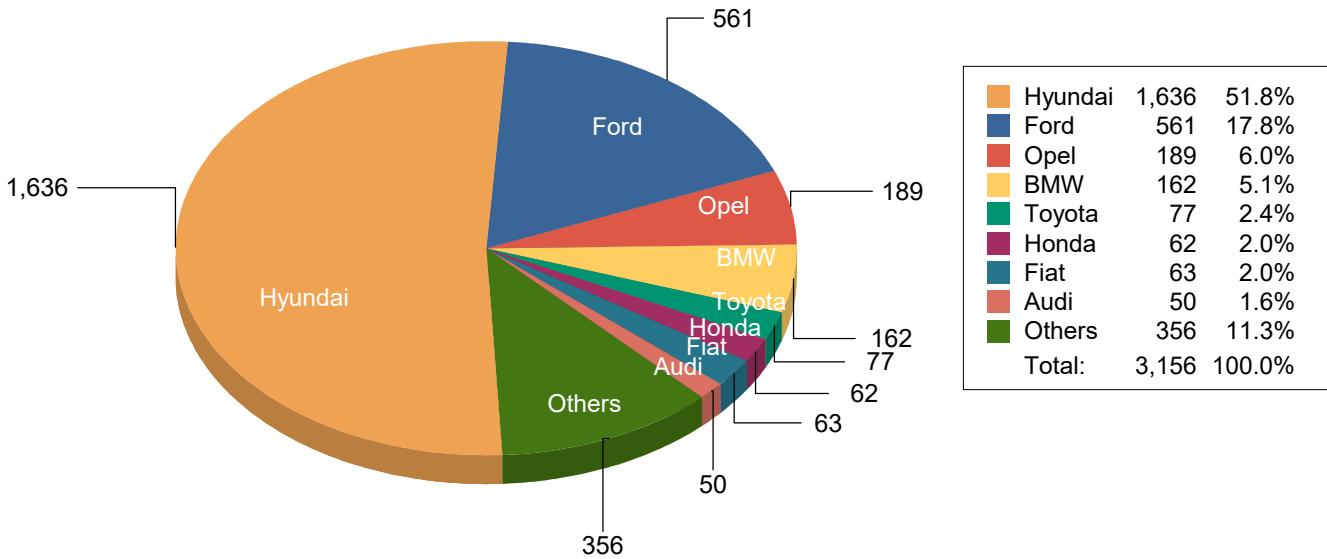


# Garda Fleet Management Report as at 31/03/21

## Strength of Garda Fleet, broken down by Type as at 31/03/21



## Strength of Garda Fleet, broken down by Make as at 31/03/21



Following a full Fleet Category Review undertaken on August 9th 2019, 1 vehicle listed as 'Others' was reclassified as 'Vans' & 127 vehicles listed as 'Others' and 27 vehicles listed as '4x4' were reclassified as 'Cars'.

This Data is correct as of 31/03/21 and will be updated as of