



Garda Fleet Management Report as at 31/03/20

Strength of Garda Fleet, broken down by Division & District as at 31/03/20

Division / District	Cars			Vans	Motorcycles	4 x 4	Others	Total
	Marked	Unmarked	Total	Total	Total	Total	Total	
	830	1,276	2,106	510	115	82	52	
Total	830	1,276	2,106	510	115	82	52	2,865
BAILIEBORO	6	5	11	3	0	0	0	14
CARRICKMACROSS	4	3	7	2	0	1	0	10
CAVAN	13	4	17	3	1	0	0	21
MONAGHAN	5	4	9	5	1	0	0	15
CAVAN-MONAGHAN	28	16	44	13	2	1	0	60
ENNIS	11	12	23	11	2	0	0	36
KILRUSH	5	4	9	3	0	1	0	13
CLARE	16	16	32	14	2	1	0	49
ANGELSEA STREET	12	42	54	15	6	1	1	77
GURRANABRAHER	5	4	9	1	1	0	1	12
MAYFIELD	4	5	9	3	1	0	4	17
TOGHER	9	5	14	1	0	0	1	16
CORK CITY	30	56	86	20	8	1	7	122
FERMOY	10	4	14	3	0	0	0	17
MALLOW	9	5	14	3	0	0	0	17
MIDLETON	6	6	12	6	1	0	0	19
CORK NORTH	25	15	40	12	1	0	0	53
BANDON	10	7	17	7	1	0	1	26
BANTRY	3	2	5	3	0	1	0	9
CLONAKILTY	5	2	7	1	0	0	0	8
MACROOM	13	2	15	1	0	2	1	19
CORK WEST	31	13	44	12	1	3	2	62
BLACKROCK-W	13	9	22	2	0	1	0	25
DUNLAOGHAIRE-F	16	12	28	9	0	0	1	38
DMR EAST	29	21	50	11	0	1	1	63
BALBRIGGAN-Y	5	6	11	1	0	0	0	12
BALLYMUN	11	19	30	5	0	1	1	37
COOLOCK-R	7	13	20	3	0	0	0	23
RAHENY-J	9	8	17	3	0	0	0	20
DMR NORTH	32	46	78	12	0	1	1	92
BRIDEWELL	4	3	7	3	0	0	0	10
FITZGIBBON STREET	6	8	14	5	0	2	0	21
STORE STREET	10	16	26	5	0	1	1	33
DMR NORTH CENTRAL	20	27	47	13	0	3	1	64
CRUMLIN-G	7	11	18	8	0	0	0	26
TALLAGHT-M	12	15	27	6	0	1	0	34
TERENURE-P	7	6	13	2	0	1	0	16
DMR SOUTH	26	32	58	16	0	2	0	76
DONNYBROOK-E	5	9	14	6	0	0	0	20
KEVIN STREET-A	9	17	26	4	0	0	1	31
PEARSE STREET-B	4	7	11	4	0	0	0	15
DMR SOUTH CENTRAL	18	33	51	14	0	0	1	66
DMR TRAFFIC-DUBLIN CASTLE	14	6	20	2	41	3	0	66
DMR TRAFFIC	14	6	20	2	41	3	0	66
BLANCHARDSTOWN-K	16	21	37	7	0	0	1	45
CLONDALKIN-L	6	13	19	5	0	0	0	24
LUCAN-Q	4	9	13	3	0	0	5	21
DMR WEST	26	43	69	15	0	0	6	90
BALLYSHANNON	11	4	15	2	0	0	1	18
BUNCRANA	6	3	9	1	2	0	0	12
LETTERKENNY	11	8	19	6	1	0	0	26
MILFORD	6	1	7	2	0	1	0	10
DONEGAL	34	16	50	11	3	1	1	66
BALLINASLOE	4	2	6	1	0	0	0	7
CLIFDEN	3	1	4	2	0	0	0	6
GALWAY	18	25	43	17	4	1	1	66
LOUGHREA	6	2	8	3	0	0	0	11
SALTHILL	7	1	8	2	0	0	0	10
TUAM	8	3	11	2	2	0	0	15
GALWAY	46	34	80	27	6	1	1	115

Following a full Fleet Category Review undertaken on August 9th 2019, 1 vehicle listed as 'Others' was reclassified as 'Vans' & 127 vehicles listed as 'Others' and 27 vehicles listed as '4x4' were reclassified as 'Cars'.

This Data is correct as of 31/03/20 and will be updated as of 30/04/2020



Garda Fleet Management Report as at 31/03/20

KILLARNEY	6	4	10	3	0	0	0	13
LISTOWEL	8	1	9	2	0	0	0	11
TRALEE	13	9	22	6	3	1	1	33
KERRY	27	14	41	11	3	1	1	57
KILDARE	11	7	18	5	0	0	0	23
LEIXLIP	5	4	9	3	0	0	0	12
NAAS	8	5	13	6	1	1	0	21
KILDARE	24	16	40	14	1	1	0	56
CARLOW	9	5	14	6	1	1	0	22
KILKENNY	16	15	31	8	0	1	1	41
THOMASTOWN	5	13	18	5	0	0	0	23
KILKENNY/CARLOW	30	33	63	19	1	2	1	86
BIRR	3	2	5	2	0	0	0	7
PORTLAOISE	11	12	23	7	3	1	2	36
TULLAMORE	7	4	11	3	0	0	0	14
LAOIS-OFFALY	21	18	39	12	3	1	2	57
BRUFF	4	1	5	3	0	0	0	8
HENRY STREET LIMERICK	16	20	36	10	3	1	0	50
NEWCASTLEWEST	9	2	11	2	0	0	0	13
ROXBORO ROAD	6	3	9	3	0	0	2	14
LIMERICK	35	26	61	18	3	1	2	85
ARDEE	3	2	5	3	0	0	0	8
DROGHEDA	10	7	17	1	2	1	1	22
DUNDALK	19	7	26	5	0	0	0	31
LOUTH	32	16	48	9	2	1	1	61
BALLINA	5	2	7	4	0	0	0	11
BELMULLET	3	0	3	1	0	1	0	5
CASTLEBAR	5	4	9	3	1	0	1	14
CLAREMORRIS	13	4	17	3	0	0	0	20
WESTPORT	4	1	5	2	0	0	0	7
MAYO	30	11	41	13	1	1	1	57
ASHBOURNE	9	8	17	4	1	1	0	23
KELLS	5	2	7	2	0	0	0	9
NAVAN	5	5	10	5	0	0	0	15
TRIM	7	2	9	1	0	0	0	10
MEATH	26	17	43	12	1	1	0	57
CASTLEREA	5	4	9	4	0	0	3	16
GRANARD	2	1	3	2	0	0	0	5
LONGFORD	8	5	13	2	1	0	0	16
ROSCOMMON	6	5	11	5	2	0	0	18
ROSCOMMON-LONGFORD	21	15	36	13	3	0	3	55
BALLYMOTE	5	1	6	2	0	0	0	8
LEITRIM	10	4	14	4	1	1	0	20
SLIGO	9	5	14	6	1	0	0	21
SLIGO-LEITRIM	24	10	34	12	2	1	0	49
CAHIR	12	3	15	2	0	0	0	17
CLONMEL	3	4	7	3	0	0	0	10
NENAGH	5	3	8	2	0	1	0	11
THURLES	5	7	12	5	2	1	0	20
TIPPERARY	3	3	6	2	0	0	0	8
TIPPERARY	28	20	48	14	2	2	0	66
DUNGARVAN	11	2	13	2	0	1	0	16
TRAMORE	5	3	8	2	1	1	0	12
WATERFORD	15	10	25	10	2	1	1	39
WATERFORD	31	15	46	14	3	3	1	67
ATHLONE	8	3	11	2	1	1	0	15
MULLINGAR	18	23	41	13	2	0	1	57
WESTMEATH	26	26	52	15	3	1	1	72
ENNISCORTHY	14	8	22	2	1	1	0	26
NEW ROSS	5	3	8	2	0	0	0	10
WEXFORD	11	8	19	6	0	1	0	26
WEXFORD	30	19	49	10	1	2	0	62
BALTINGLASS	7	3	10	3	0	1	0	14
BRAY	11	8	19	4	1	1	0	25
WICKLOW	6	6	12	4	0	4	1	21
WICKLOW	24	17	41	11	1	6	1	60
NATIONAL & HEADQUARTERS UNITS	46	629	675	121	21	40	17	874
NATIONAL & HEADQUARTERS UNITS	46	629	675	121	21	40	17	874

Following a full Fleet Category Review undertaken on August 9th 2019, 1 vehicle listed as 'Others' was reclassified as 'Vans' & 127 vehicles listed as 'Others' and 27 vehicles listed as '4x4' were reclassified as 'Cars'.

This Data is correct as of 31/03/20 and will be updated as of 30/04/2020



Garda Fleet Management Report as at 31/03/20

Vehicles Removed from Fleet from 01/01/20 to 31/03/20 by Type as at 31/03/20

	Cars			Vans	Motorcycles	4 x 4	Others	Total
	Marked	Unmarked	Total	Total	Total	Total	Total	
Total	17	22	39	3	1	0	2	45
January 2020	2	14	16	0	1	0	1	18
February 2020	1	3	4	1	0	0	0	5
March 2020	14	5	19	2	0	0	1	22

Vehicles Assigned to Fleet from 01/01/20 to 31/03/20 by Type as at 31/03/20

	Cars			Vans	Motorcycles	4 x 4	Others	Total
	Marked	Unmarked	Total	Total	Total	Total	Total	
Total	42	59	101	13	0	1	1	116
January 2020		36	36	10	0	0	0	46
February 2020	13	13	26	2	0	1	0	29
March 2020	29	10	39	1	0	0	1	41

Following a full Fleet Category Review undertaken on August 9th 2019, 1 vehicle listed as 'Others' was reclassified as 'Vans' & 127 vehicles listed as 'Others' and 27 vehicles listed as '4x4' were reclassified as 'Cars'.

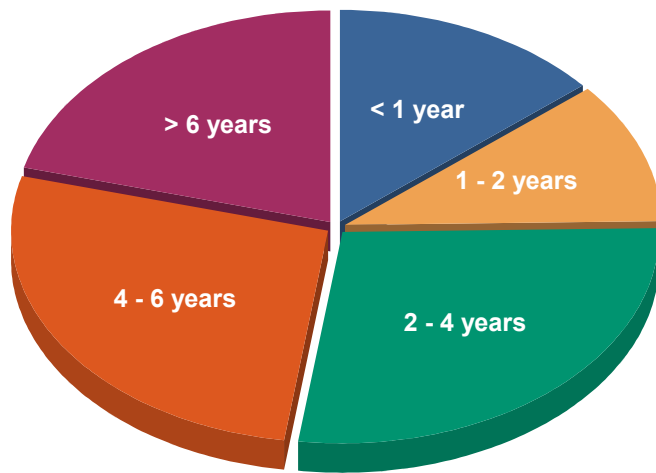
This Data is correct as of 31/03/20 and will be updated as of 30/04/2020



Garda Fleet Management Report as at 31/03/20

Strength of Garda Fleet, broken down by Age as at 31/03/20

	Cars	Vans	Motorcycles	4 x 4	Others	Total	% of Total
Total	2,106	510	115	82	52	2,865	100%
< 1 year	331	47	0	12	6	396	14%
1 - 2 years	205	74	12	11	7	309	11%
2 - 4 years	537	169	34	29	19	788	28%
4 - 6 years	621	92	45	4	12	774	27%
> 6 years	412	128	24	26	8	598	21%



< 1 year	396	13.8%
1 - 2 years	309	10.8%
2 - 4 years	788	27.5%
4 - 6 years	774	27.0%
> 6 years	598	20.9%
Total:	2,865	100.0%

Vehicle age is calculated from date of commission.

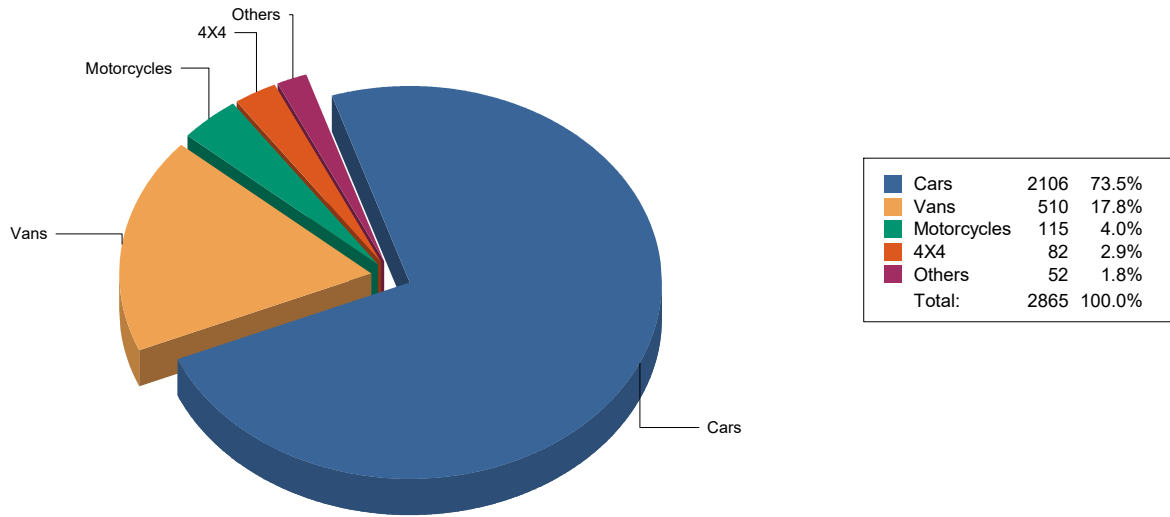
Following a full Fleet Category Review undertaken on August 9th 2019, 1 vehicle listed as 'Others' was reclassified as 'Vans' & 127 vehicles listed as 'Others' and 27 vehicles listed as '4x4' were reclassified as 'Cars'.

This Data is correct as of 31/03/20 and will be updated as of 30/04/2020

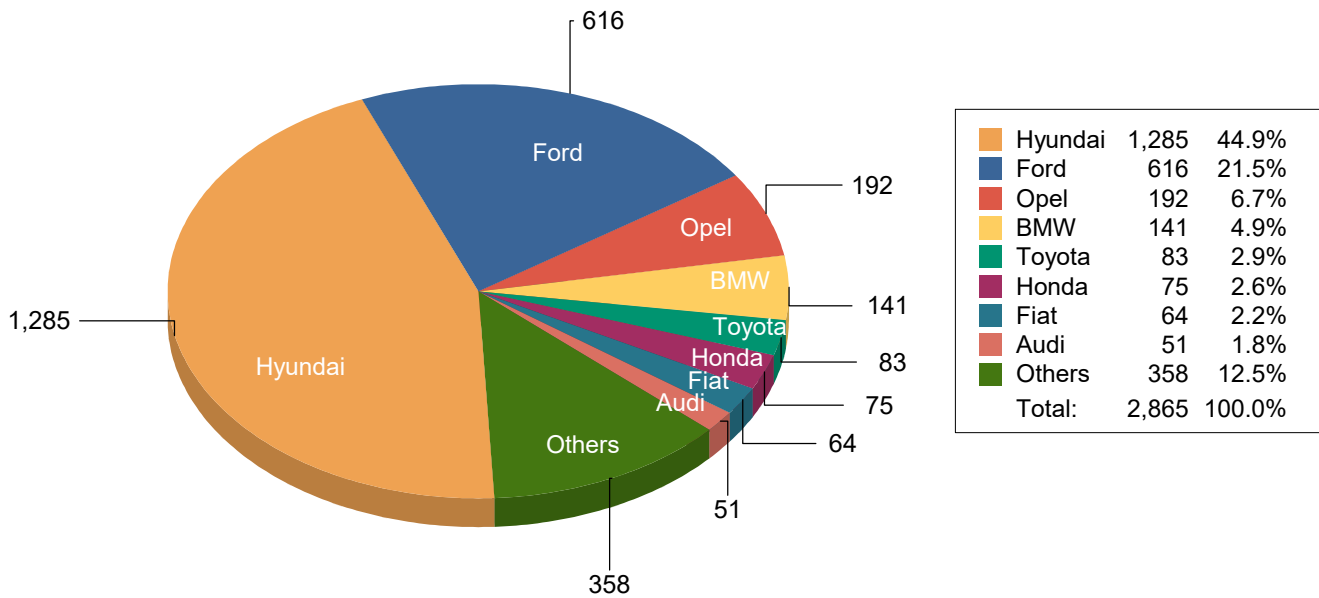


Garda Fleet Management Report as at 31/03/20

Strength of Garda Fleet, broken down by Type as at 31/03/20



Strength of Garda Fleet, broken down by Make as at 31/03/20



Following a full Fleet Category Review undertaken on August 9th 2019, 1 vehicle listed as 'Others' was reclassified as 'Vans' & 127 vehicles listed as 'Others' and 27 vehicles listed as '4x4' were reclassified as 'Cars'.

This Data is correct as of 31/03/20 and will be updated as of 30/04/2020