



# Garda Fleet Management Report as at 30/06/20

## Strength of Garda Fleet, broken down by Division & District as at 30/06/20

Division / District	Cars			Vans	Motorcycles	4 x 4	Others	Total
	Marked	Unmarked	Total	Total	Total	Total	Total	
	879	1,330	2,209	501	115	82	54	
<b>Total</b>	<b>879</b>	<b>1,330</b>	<b>2,209</b>	<b>501</b>	<b>115</b>	<b>82</b>	<b>54</b>	<b>2,961</b>
BAILIEBORO	7	6	13	2	0	0	0	15
CARRICKMACROSS	5	4	9	4	0	1	0	14
CAVAN	13	3	16	2	1	0	0	19
MONAGHAN	6	6	12	6	1	0	1	20
<b>CAVAN-MONAGHAN</b>	<b>31</b>	<b>19</b>	<b>50</b>	<b>14</b>	<b>2</b>	<b>1</b>	<b>1</b>	<b>68</b>
ENNIS	12	15	27	11	2	0	0	40
KILRUSH	6	4	10	3	0	1	0	14
<b>CLARE</b>	<b>18</b>	<b>19</b>	<b>37</b>	<b>14</b>	<b>2</b>	<b>1</b>	<b>0</b>	<b>54</b>
ANGELSEA STREET	16	43	59	15	6	2	1	83
GURRANABRAHER	5	5	10	1	1	0	1	13
MAYFIELD	4	5	9	3	1	0	4	17
TOGHER	10	6	16	1	0	0	1	18
<b>CORK CITY</b>	<b>35</b>	<b>59</b>	<b>94</b>	<b>20</b>	<b>8</b>	<b>2</b>	<b>7</b>	<b>131</b>
FERMOY	10	6	16	3	0	0	0	19
MALLOW	9	6	15	3	0	0	0	18
MIDLETON	7	6	13	7	1	0	0	21
<b>CORK NORTH</b>	<b>26</b>	<b>18</b>	<b>44</b>	<b>13</b>	<b>1</b>	<b>0</b>	<b>0</b>	<b>58</b>
BANDON	11	9	20	7	1	0	1	29
BANTRY	3	2	5	3	0	1	0	9
CLONAKILTY	5	3	8	1	0	0	0	9
MACROOM	11	3	14	2	0	2	1	19
<b>CORK WEST</b>	<b>30</b>	<b>17</b>	<b>47</b>	<b>13</b>	<b>1</b>	<b>3</b>	<b>2</b>	<b>66</b>
BLACKROCK-W	14	11	25	2	0	1	0	28
DUNLAOGHAIRE-F	19	12	31	9	0	0	1	41
<b>DMR EAST</b>	<b>33</b>	<b>23</b>	<b>56</b>	<b>11</b>	<b>0</b>	<b>1</b>	<b>1</b>	<b>69</b>
BALBRIGGAN-Y	6	5	11	1	0	0	0	12
BALLYMUN	12	20	32	6	0	1	1	40
COOLOCK-R	8	16	24	3	0	0	0	27
RAHENY-J	11	9	20	3	0	0	0	23
<b>DMR NORTH</b>	<b>37</b>	<b>50</b>	<b>87</b>	<b>13</b>	<b>0</b>	<b>1</b>	<b>1</b>	<b>102</b>
BRIDEWELL	5	3	8	2	0	0	0	10
FITZGIBBON STREET	8	9	17	5	0	2	0	24
STORE STREET	11	18	29	5	0	1	1	36
<b>DMR NORTH CENTRAL</b>	<b>24</b>	<b>30</b>	<b>54</b>	<b>12</b>	<b>0</b>	<b>3</b>	<b>1</b>	<b>70</b>
CRUMLIN-G	8	10	18	8	0	0	0	26
TALLAGHT-M	14	17	31	6	0	1	1	39
TERENURE-P	9	6	15	2	0	1	0	18
<b>DMR SOUTH</b>	<b>31</b>	<b>33</b>	<b>64</b>	<b>16</b>	<b>0</b>	<b>2</b>	<b>1</b>	<b>83</b>
DONNYBROOK-E	6	8	14	6	0	0	0	20
KEVIN STREET-A	10	20	30	4	0	0	1	35
PEARSE STREET-B	5	7	12	4	0	0	0	16
<b>DMR SOUTH CENTRAL</b>	<b>21</b>	<b>35</b>	<b>56</b>	<b>14</b>	<b>0</b>	<b>0</b>	<b>1</b>	<b>71</b>
DMR TRAFFIC-DUBLIN CASTLE	14	7	21	2	49	3	0	75
<b>DMR TRAFFIC</b>	<b>14</b>	<b>7</b>	<b>21</b>	<b>2</b>	<b>49</b>	<b>3</b>	<b>0</b>	<b>75</b>
BLANCHARDSTOWN-K	16	22	38	7	0	0	1	46
CLONDALKIN-L	8	15	23	4	0	0	0	27
LUCAN-Q	6	9	15	3	0	0	6	24
<b>DMR WEST</b>	<b>30</b>	<b>46</b>	<b>76</b>	<b>14</b>	<b>0</b>	<b>0</b>	<b>7</b>	<b>97</b>
BALLYSHANNON	11	5	16	2	0	0	1	19
BUNCRANA	6	3	9	1	2	0	0	12
LETTERKENNY	11	11	22	6	1	0	0	29
MILFORD	6	1	7	3	0	1	0	11
<b>DONEGAL</b>	<b>34</b>	<b>20</b>	<b>54</b>	<b>12</b>	<b>3</b>	<b>1</b>	<b>1</b>	<b>71</b>
BALLINASLOE	4	2	6	1	0	0	0	7
CLIFDEN	5	1	6	2	0	0	0	8
GALWAY	19	28	47	16	4	1	1	69
LOUGHREA	8	3	11	3	0	0	0	14
SALTHILL	7	1	8	2	0	0	0	10
TUAM	8	3	11	2	2	0	0	15
<b>GALWAY</b>	<b>51</b>	<b>38</b>	<b>89</b>	<b>26</b>	<b>6</b>	<b>1</b>	<b>1</b>	<b>123</b>

Following a full Fleet Category Review undertaken on August 9th 2019, 1 vehicle listed as 'Others' was reclassified as 'Vans' & 127 vehicles listed as 'Others' and 27 vehicles listed as '4x4' were reclassified as 'Cars'.

This Data is correct as of 30/06/20 and will be updated as of 31/07/2020



## Garda Fleet Management Report as at 30/06/20

KILLARNEY	6	5	11	3	0	0	0	14
LISTOWEL	8	1	9	2	0	0	0	11
TRALEE	14	10	24	6	3	1	1	35
<b>KERRY</b>	<b>28</b>	<b>16</b>	<b>44</b>	<b>11</b>	<b>3</b>	<b>1</b>	<b>1</b>	<b>60</b>
KILDARE	11	7	18	4	0	0	1	23
LEIXLIP	6	5	11	3	0	0	0	14
NAAS	10	5	15	6	1	1	0	23
<b>KILDARE</b>	<b>27</b>	<b>17</b>	<b>44</b>	<b>13</b>	<b>1</b>	<b>1</b>	<b>1</b>	<b>60</b>
CARLOW	10	5	15	6	1	1	0	23
KILKENNY	17	17	34	8	0	1	1	44
THOMASTOWN	5	13	18	6	0	0	0	24
<b>KILKENNY/CARLOW</b>	<b>32</b>	<b>35</b>	<b>67</b>	<b>20</b>	<b>1</b>	<b>2</b>	<b>1</b>	<b>91</b>
BIRR	4	2	6	1	0	0	0	7
PORTLAOISE	13	15	28	7	3	1	2	41
TULLAMORE	8	5	13	3	0	0	0	16
<b>LAOIS-OFFALY</b>	<b>25</b>	<b>22</b>	<b>47</b>	<b>11</b>	<b>3</b>	<b>1</b>	<b>2</b>	<b>64</b>
BRUFF	4	1	5	3	0	0	0	8
HENRY STREET LIMERICK	17	25	42	10	3	1	0	56
NEWCASTLEWEST	10	2	12	2	0	0	0	14
ROXBORO ROAD	6	3	9	4	0	0	2	15
<b>LIMERICK</b>	<b>37</b>	<b>31</b>	<b>68</b>	<b>19</b>	<b>3</b>	<b>1</b>	<b>2</b>	<b>93</b>
ARDEE	3	3	6	3	0	0	0	9
DROGHEDA	9	7	16	3	2	1	1	23
DUNDALK	19	9	28	5	0	0	0	33
<b>LOUTH</b>	<b>31</b>	<b>19</b>	<b>50</b>	<b>11</b>	<b>2</b>	<b>1</b>	<b>1</b>	<b>65</b>
BALLINA	5	2	7	4	0	0	0	11
BELMULLET	3	0	3	1	0	1	0	5
CASTLEBAR	5	5	10	3	1	0	1	15
CLAREMORRIS	14	4	18	3	0	0	0	21
WESTPORT	4	1	5	2	0	0	0	7
<b>MAYO</b>	<b>31</b>	<b>12</b>	<b>43</b>	<b>13</b>	<b>1</b>	<b>1</b>	<b>1</b>	<b>59</b>
ASHBOURNE	10	7	17	4	1	1	0	23
KELLS	5	2	7	2	0	0	0	9
NAVAN	7	7	14	5	0	0	0	19
TRIM	7	3	10	1	0	0	0	11
<b>MEATH</b>	<b>29</b>	<b>19</b>	<b>48</b>	<b>12</b>	<b>1</b>	<b>1</b>	<b>0</b>	<b>62</b>
CASTLEREA	6	6	12	4	0	0	3	19
GRANARD	2	2	4	2	0	0	0	6
LONGFORD	7	5	12	2	1	0	0	15
ROSCOMMON	9	5	14	5	2	0	0	21
<b>ROSCOMMON-LONGFORD</b>	<b>24</b>	<b>18</b>	<b>42</b>	<b>13</b>	<b>3</b>	<b>0</b>	<b>3</b>	<b>61</b>
BALLYMOTE	5	2	7	2	0	0	0	9
LEITRIM	10	4	14	4	1	1	0	20
SLIGO	10	7	17	6	1	0	0	24
<b>SLIGO-LEITRIM</b>	<b>25</b>	<b>13</b>	<b>38</b>	<b>12</b>	<b>2</b>	<b>1</b>	<b>0</b>	<b>53</b>
CAHIR	14	4	18	2	0	0	0	20
CLONMEL	3	4	7	3	0	0	0	10
NENAGH	6	3	9	2	0	1	0	12
THURLES	8	11	19	5	2	1	0	27
TIPPERARY	3	2	5	2	0	0	0	7
<b>TIPPERARY</b>	<b>34</b>	<b>24</b>	<b>58</b>	<b>14</b>	<b>2</b>	<b>2</b>	<b>0</b>	<b>76</b>
DUNGARVAN	10	3	13	2	0	1	0	16
TRAMORE	5	3	8	2	1	1	0	12
WATERFORD	17	11	28	11	2	1	1	43
<b>WATERFORD</b>	<b>32</b>	<b>17</b>	<b>49</b>	<b>15</b>	<b>3</b>	<b>3</b>	<b>1</b>	<b>71</b>
ATHLONE	9	3	12	2	1	1	0	16
MULLINGAR	19	26	45	12	2	0	1	60
<b>WESTMEATH</b>	<b>28</b>	<b>29</b>	<b>57</b>	<b>14</b>	<b>3</b>	<b>1</b>	<b>1</b>	<b>76</b>
ENNISCORTHY	15	8	23	2	1	1	0	27
NEW ROSS	5	3	8	2	0	0	0	10
WEXFORD	11	10	21	6	0	1	0	28
<b>WEXFORD</b>	<b>31</b>	<b>21</b>	<b>52</b>	<b>10</b>	<b>1</b>	<b>2</b>	<b>0</b>	<b>65</b>
BALTINGLASS	7	3	10	3	0	1	0	14
BRAY	12	9	21	4	1	1	0	27
WICKLOW	7	8	15	4	0	4	1	24
<b>WICKLOW</b>	<b>26</b>	<b>20</b>	<b>46</b>	<b>11</b>	<b>1</b>	<b>6</b>	<b>1</b>	<b>65</b>
NATIONAL & HEADQUARTERS UNITS	24	593	617	108	13	39	15	792
<b>NATIONAL &amp; HEADQUARTERS UNITS</b>	<b>24</b>	<b>593</b>	<b>617</b>	<b>108</b>	<b>13</b>	<b>39</b>	<b>15</b>	<b>792</b>

Following a full Fleet Category Review undertaken on August 9th 2019, 1 vehicle listed as 'Others' was reclassified as 'Vans' & 127 vehicles listed as 'Others' and 27 vehicles listed as '4x4' were reclassified as 'Cars'.

This Data is correct as of 30/06/20 and will be updated as of 31/07/2020



## Garda Fleet Management Report as at 30/06/20

GARDA HEADQUARTERS	0	2	2	0	0	0	0	2
GARDA HEADQUARTERS	0	2	2	0	0	0	0	2
ORGANISED & SERIOUS CRIME	0	8	8	0	0	0	0	8
H/SQ-ORGANISED & SERIOUS CRIME	0	8	8	0	0	0	0	8

### Vehicles Removed from Fleet from 01/01/20 to 30/06/20 by Type as at 30/06/20

	Cars			Vans	Motorcycles	4 x 4	Others	Total
	Marked	Unmarked	Total	Total	Total	Total	Total	
<b>Total</b>	39	44	83	13	1	0	2	99
January 2020	2	14	16	0	1	0	1	18
February 2020	1	3	4	1	0	0	0	5
March 2020	13	6	19	2	0	0	1	22
April 2020	12	12	24	0	0	0	0	24
May 2020	11	9	20	10	0	0	0	30

### Vehicles Assigned to Fleet from 01/01/20 to 30/06/20 by Type as at 30/06/20

	Cars			Vans	Motorcycles	4 x 4	Others	Total
	Marked	Unmarked	Total	Total	Total	Total	Total	
<b>Total</b>	114	134	248	14	0	1	3	266
January 2020		36	36	10	0	0	0	46
February 2020	13	13	26	2	0	1	0	29
March 2020	29	10	39	1	0	0	1	41
April 2020	25	25	50	0	0	0	0	50
May 2020	20	46	66	1	0	0	0	67
June 2020	27	4	31	0	0	0	2	33

Following a full Fleet Category Review undertaken on August 9th 2019, 1 vehicle listed as 'Others' was reclassified as 'Vans' & 127 vehicles listed as 'Others' and 27 vehicles listed as '4x4' were reclassified as 'Cars'.

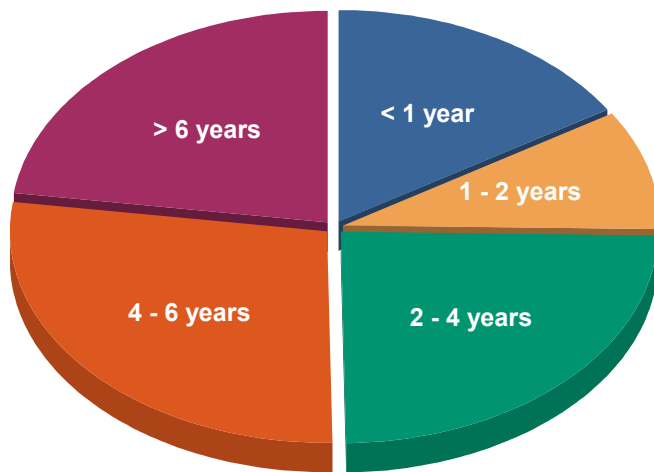
This Data is correct as of 30/06/20 and will be updated as of 31/07/2020



# Garda Fleet Management Report as at 30/06/20

## Strength of Garda Fleet, broken down by Age as at 30/06/20

	Cars	Vans	Motorcycles	4 x 4	Others	Total	% of Total
Total	2,209	501	115	82	54	2,961	100%
< 1 year	416	44	0	12	3	475	16%
1 - 2 years	213	50	0	1	10	274	9%
2 - 4 years	464	156	46	34	20	720	24%
4 - 6 years	641	129	25	9	13	817	28%
> 6 years	475	122	44	26	8	675	23%



< 1 year	475	16.0%
1 - 2 years	274	9.3%
2 - 4 years	720	24.3%
4 - 6 years	817	27.6%
> 6 years	675	22.8%
Total:	2,961	100.0%

Vehicle age is calculated from date of commission.

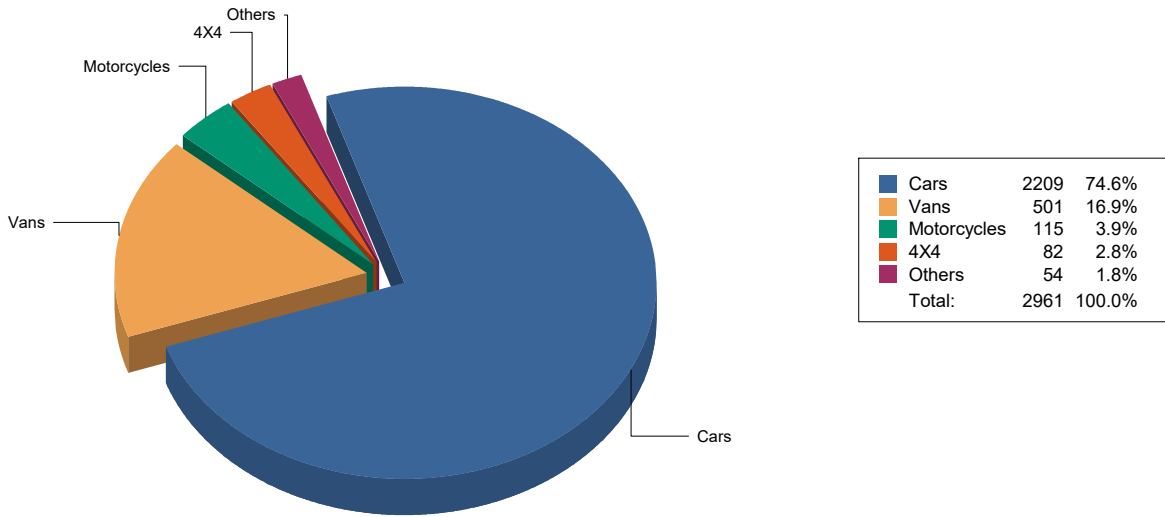
Following a full Fleet Category Review undertaken on August 9th 2019, 1 vehicle listed as 'Others' was reclassified as 'Vans' & 127 vehicles listed as 'Others' and 27 vehicles listed as '4x4' were reclassified as 'Cars'.

This Data is correct as of 30/06/20 and will be updated as of 31/07/2020

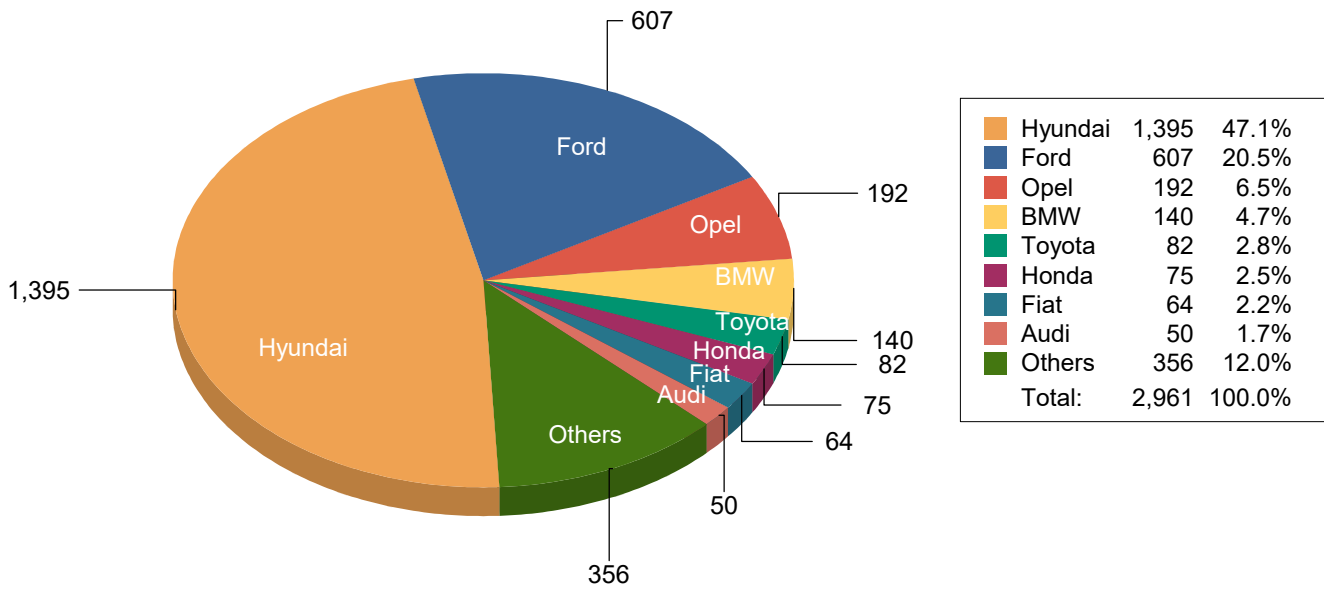


# Garda Fleet Management Report as at 30/06/20

## Strength of Garda Fleet, broken down by Type as at 30/06/20



## Strength of Garda Fleet, broken down by Make as at 30/06/20



Following a full Fleet Category Review undertaken on August 9th 2019, 1 vehicle listed as 'Others' was reclassified as 'Vans' & 127 vehicles listed as 'Others' and 27 vehicles listed as '4x4' were reclassified as 'Cars'.

This Data is correct as of 30/06/20 and will be updated as of 31/07/2020