



Garda Fleet Management Report as at 31/07/20

Strength of Garda Fleet, broken down by Division & District as at 31/07/20

Division / District	Cars			Vans	Motorcycles	4 x 4	Others	Total
	Marked	Unmarked	Total	Total	Total	Total	Total	
	897	1,332	2,229	497	121	81	55	
Total	897	1,332	2,229	497	121	81	55	2,983
BAILIEBORO	6	6	12	2	0	0	0	14
CARRICKMACROSS	5	4	9	3	0	1	0	13
CAVAN	13	3	16	2	1	0	0	19
MONAGHAN	6	6	12	6	1	0	1	20
CAVAN-MONAGHAN	30	19	49	13	2	1	1	66
ENNIS	12	15	27	11	2	0	0	40
KILRUSH	7	4	11	3	0	1	0	15
CLARE	19	19	38	14	2	1	0	55
ANGELSEA STREET	17	42	59	14	6	2	1	82
GURRANABRAHER	5	5	10	1	1	0	1	13
MAYFIELD	4	5	9	3	1	0	4	17
TOGHER	10	6	16	1	0	0	1	18
CORK CITY	36	58	94	19	8	2	7	130
FERMOY	11	6	17	3	1	0	0	21
MALLOW	8	6	14	3	1	0	0	18
MIDLETON	7	6	13	7	1	0	0	21
CORK NORTH	26	18	44	13	3	0	0	60
BANDON	10	9	19	6	1	0	1	27
BANTRY	4	2	6	3	0	1	0	10
CLONAKILTY	5	3	8	1	0	0	0	9
MACROOM	10	3	13	2	0	2	1	18
CORK WEST	29	17	46	12	1	3	2	64
BLACKROCK-W	15	11	26	2	0	1	0	29
DUNLAOGHAIRE-F	20	12	32	9	0	0	1	42
DMR EAST	35	23	58	11	0	1	1	71
BALBRIGGAN-Y	6	5	11	1	0	0	0	12
BALLYMUN	11	20	31	6	0	1	1	39
COOLOCK-R	9	16	25	3	0	0	0	28
RAHENY-J	11	9	20	3	0	0	0	23
DMR NORTH	37	50	87	13	0	1	1	102
BRIDEWELL	5	3	8	2	0	0	0	10
FITZGIBBON STREET	8	9	17	5	0	2	0	24
STORE STREET	12	18	30	5	0	1	1	37
DMR NORTH CENTRAL	25	30	55	12	0	3	1	71
CRUMLIN-G	8	10	18	8	0	0	0	26
TALLAGHT-M	15	17	32	6	0	1	1	40
TERENURE-P	9	6	15	2	0	1	0	18
DMR SOUTH	32	33	65	16	0	2	1	84
DONNYBROOK-E	6	8	14	6	0	0	0	20
KEVIN STREET-A	9	20	29	4	0	0	1	34
PEARSE STREET-B	5	7	12	5	0	0	0	17
DMR SOUTH CENTRAL	20	35	55	15	0	0	1	71
DMR TRAFFIC-DUBLIN CASTLE	14	7	21	2	49	2	0	74
DMR TRAFFIC	14	7	21	2	49	2	0	74
BLANCHARDSTOWN-K	17	22	39	7	0	0	1	47
CLONDALKIN-L	8	15	23	4	0	0	0	27
LUCAN-Q	8	9	17	3	0	0	5	25
DMR WEST	33	46	79	14	0	0	6	99
BALLYSHANNON	10	5	15	2	0	0	1	18
BUNCRANA	6	3	9	1	2	0	0	12
LETTERKENNY	11	11	22	6	1	0	0	29
MILFORD	6	1	7	3	0	1	0	11
DONEGAL	33	20	53	12	3	1	1	70
BALLINASLOE	4	2	6	1	0	0	0	7
CLIFDEN	5	1	6	2	0	0	0	8
GALWAY	19	28	47	14	4	1	1	67
LOUGHREA	9	3	12	3	0	0	0	15
SALTHILL	7	1	8	2	0	0	0	10
TUAM	8	3	11	2	2	0	0	15
GALWAY	52	38	90	24	6	1	1	122

Following a full Fleet Category Review undertaken on August 9th 2019, 1 vehicle listed as 'Others' was reclassified as 'Vans' & 127 vehicles listed as 'Others' and 27 vehicles listed as '4x4' were reclassified as 'Cars'.

This Data is correct as of 31/07/20 and will be updated as of 31/08/2020



Garda Fleet Management Report as at 31/07/20

KILLARNEY	6	5	11	3	0	0	0	14
LISTOWEL	9	1	10	2	0	0	0	12
TRALEE	14	9	23	7	3	1	1	35
KERRY	29	15	44	12	3	1	1	61
KILDARE	12	7	19	4	0	0	1	24
LEIXLIP	6	5	11	3	0	0	0	14
NAAS	10	6	16	6	2	1	0	25
KILDARE	28	18	46	13	2	1	1	63
CARLOW	11	5	16	6	1	1	0	24
KILKENNY	17	16	33	8	0	1	1	43
THOMASTOWN	5	13	18	6	0	0	0	24
KILKENNY/CARLOW	33	34	67	20	1	2	1	91
BIRR	4	2	6	1	0	0	0	7
PORTLAOISE	15	15	30	7	4	1	2	44
TULLAMORE	7	4	11	3	0	0	0	14
LAOIS-OFFALY	26	21	47	11	4	1	2	65
BRUFF	4	1	5	3	0	0	0	8
HENRY STREET LIMERICK	17	24	41	10	4	1	0	56
NEWCASTLEWEST	10	2	12	2	0	0	0	14
ROXBORO ROAD	5	3	8	4	0	0	3	15
LIMERICK	36	30	66	19	4	1	3	93
ARDEE	3	3	6	3	0	0	0	9
DROGHEDA	9	7	16	3	2	1	1	23
DUNDALK	19	9	28	5	0	0	0	33
LOUTH	31	19	50	11	2	1	1	65
BALLINA	5	1	6	4	0	0	0	10
BELMULLET	3	0	3	1	0	1	0	5
CASTLEBAR	5	6	11	3	1	0	1	16
CLAREMORRIS	14	4	18	3	0	0	0	21
WESTPORT	4	1	5	2	0	0	0	7
MAYO	31	12	43	13	1	1	1	59
ASHBOURNE	10	7	17	4	1	1	0	23
KELLS	5	2	7	2	0	0	0	9
NAVAN	7	7	14	5	0	0	0	19
TRIM	7	3	10	1	0	0	0	11
MEATH	29	19	48	12	1	1	0	62
CASTLEREA	7	6	13	4	0	0	3	20
GRANARD	3	2	5	2	0	0	0	7
LONGFORD	7	5	12	2	1	0	0	15
ROSCOMMON	8	5	13	5	2	0	0	20
ROSCOMMON-LONGFORD	25	18	43	13	3	0	3	62
BALLYMOTE	5	2	7	2	0	0	0	9
LEITRIM	11	4	15	4	1	1	0	21
SLIGO	9	7	16	6	1	0	0	23
SLIGO-LEITRIM	25	13	38	12	2	1	0	53
CAHIR	13	4	17	2	1	1	0	21
CLONMEL	3	4	7	3	0	0	0	10
NENAGH	6	3	9	2	0	0	0	11
THURLES	7	11	18	5	3	1	0	27
TIPPERARY	3	2	5	2	0	0	0	7
TIPPERARY	32	24	56	14	4	2	0	76
DUNGARVAN	10	2	12	2	0	1	0	15
TRAMORE	5	3	8	2	1	1	0	12
WATERFORD	18	11	29	11	2	1	1	44
WATERFORD	33	16	49	15	3	3	1	71
ATHLONE	9	3	12	2	1	1	0	16
MULLINGAR	20	26	46	12	2	0	1	61
WESTMEATH	29	29	58	14	3	1	1	77
ENNISCORTHY	14	8	22	2	1	1	0	26
NEW ROSS	6	3	9	2	0	0	0	11
WEXFORD	10	10	20	6	0	1	0	27
WEXFORD	30	21	51	10	1	2	0	64
BALTINGLASS	8	3	11	2	0	1	0	14
BRAY	12	9	21	4	1	1	0	27
WICKLOW	7	8	15	4	0	4	1	24
WICKLOW	27	20	47	10	1	6	1	65
NATIONAL & HEADQUARTERS UNITS	32	599	631	108	12	39	16	806
NATIONAL & HEADQUARTERS UNITS	32	599	631	108	12	39	16	806

Following a full Fleet Category Review undertaken on August 9th 2019, 1 vehicle listed as 'Others' was reclassified as 'Vans' & 127 vehicles listed as 'Others' and 27 vehicles listed as '4x4' were reclassified as 'Cars'.

This Data is correct as of 31/07/20 and will be updated as of 31/08/2020



Garda Fleet Management Report as at 31/07/20

GARDA HEADQUARTERS	0	3	3	0	0	0	0	3
GARDA HEADQUARTERS	0	3	3	0	0	0	0	3
ORGANISED & SERIOUS CRIME	0	8	8	0	0	0	0	8
H/SQ-ORGANISED & SERIOUS CRIME	0	8	8	0	0	0	0	8

Vehicles Removed from Fleet from 01/01/20 to 31/07/20 by Type as at 31/07/20

	Cars			Vans	Motorcycles	4 x 4	Others	Total
	Marked	Unmarked	Total	Total	Total	Total	Total	
Total	47	46	93	17	1	1	2	114
January 2020	2	14	16	0	1	0	1	18
February 2020	1	3	4	1	0	0	0	5
March 2020	13	6	19	2	0	0	1	22
April 2020	12	12	24	0	0	0	0	24
May 2020	11	9	20	10	0	0	0	30
July 2020	8	2	10	4	0	1	0	15

Vehicles Assigned to Fleet from 01/01/20 to 31/07/20 by Type as at 31/07/20

	Cars			Vans	Motorcycles	4 x 4	Others	Total
	Marked	Unmarked	Total	Total	Total	Total	Total	
Total	140	138	278	14	6	1	4	303
January 2020		36	36	10	0	0	0	46
February 2020	13	13	26	2	0	1	0	29
March 2020	29	10	39	1	0	0	1	41
April 2020	25	25	50	0	0	0	0	50
May 2020	20	46	66	1	0	0	0	67
June 2020	27	4	31	0	0	0	2	33
July 2020	26	4	30	0	6	0	1	37

Following a full Fleet Category Review undertaken on August 9th 2019, 1 vehicle listed as 'Others' was reclassified as 'Vans' & 127 vehicles listed as 'Others' and 27 vehicles listed as '4x4' were reclassified as 'Cars'.

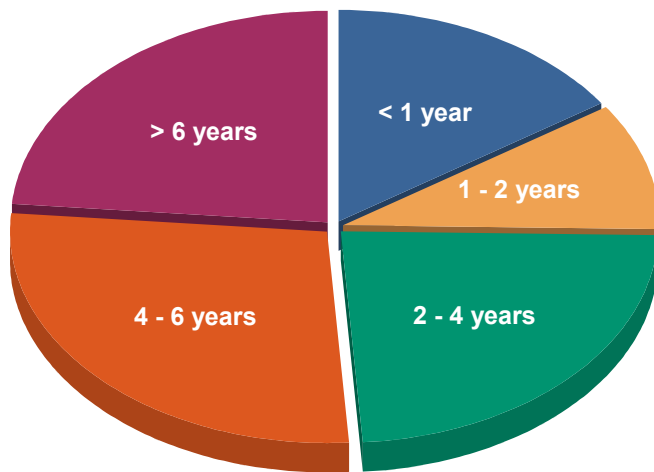
This Data is correct as of 31/07/20 and will be updated as of 31/08/2020



Garda Fleet Management Report as at 31/07/20

Strength of Garda Fleet, broken down by Age as at 31/07/20

	Cars	Vans	Motorcycles	4 x 4	Others	Total	% of Total
Total	2,229	497	121	81	55	2,983	100%
< 1 year	405	40	6	11	4	466	16%
1 - 2 years	238	35	0	2	10	285	10%
2 - 4 years	441	167	46	34	19	707	24%
4 - 6 years	644	132	25	9	14	824	28%
> 6 years	501	123	44	25	8	701	23%



< 1 year	466	15.6%
1 - 2 years	285	9.6%
2 - 4 years	707	23.7%
4 - 6 years	824	27.6%
> 6 years	701	23.5%
Total:	2,983	100.0%

Vehicle age is calculated from date of commission.

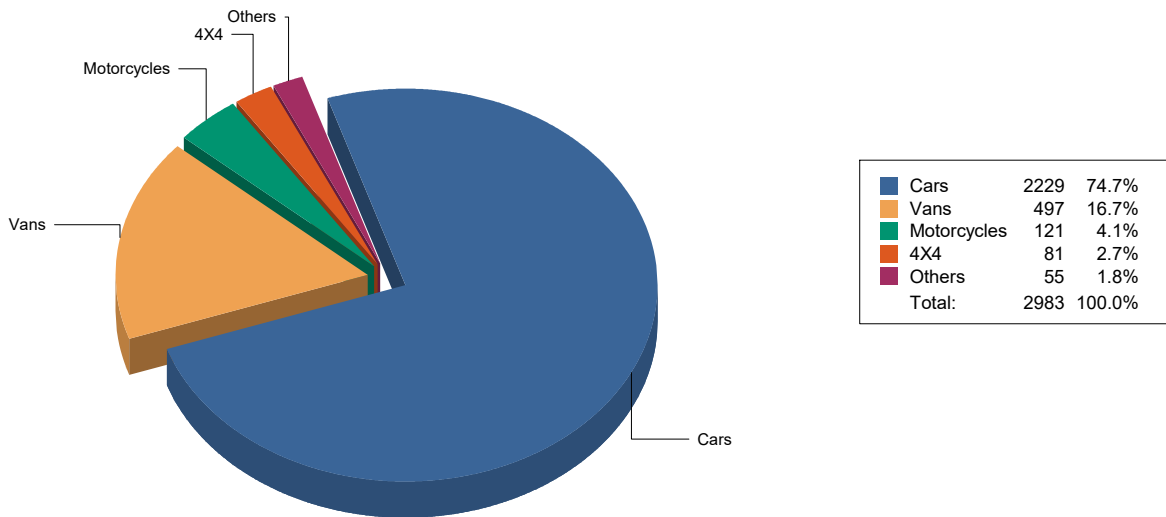
Following a full Fleet Category Review undertaken on August 9th 2019, 1 vehicle listed as 'Others' was reclassified as 'Vans' & 127 vehicles listed as 'Others' and 27 vehicles listed as '4x4' were reclassified as 'Cars'.

This Data is correct as of 31/07/20 and will be updated as of 31/08/2020

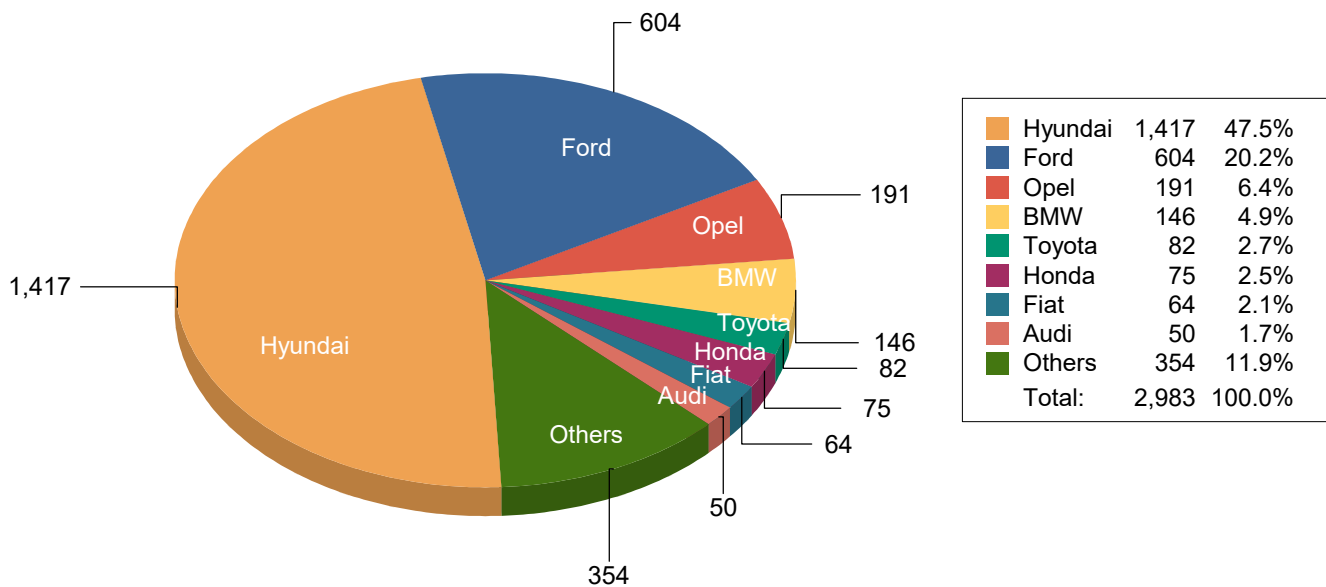


Garda Fleet Management Report as at 31/07/20

Strength of Garda Fleet, broken down by Type as at 31/07/20



Strength of Garda Fleet, broken down by Make as at 31/07/20



Following a full Fleet Category Review undertaken on August 9th 2019, 1 vehicle listed as 'Others' was reclassified as 'Vans' & 127 vehicles listed as 'Others' and 27 vehicles listed as '4x4' were reclassified as 'Cars'.

This Data is correct as of 31/07/20 and will be updated as of 31/08/2020