



# Garda Fleet Management Report as at 31/01/2024

## Strength of Garda Fleet, broken down by Division & District as at 31/01/2024

Division / District	Cars			Vans	Motorcycles	4 x 4	Others	Total
	Marked	Unmarked	Total	Total	Total	Total	Total	
	1,019	1,590	2,609	542	136	103	53	
<b>Total</b>	<b>1,019</b>	<b>1,590</b>	<b>2,609</b>	<b>542</b>	<b>136</b>	<b>103</b>	<b>53</b>	<b>3,443</b>
BAILIEBORO	6	6	12	1	0	0	0	13
CARRICKMACROSS	7	2	9	2	0	3	0	14
CAVAN	11	6	17	2	1	2	0	22
MONAGHAN	8	9	17	9	2	2	0	30
<b>CAVAN-MONAGHAN</b>	<b>32</b>	<b>23</b>	<b>55</b>	<b>14</b>	<b>3</b>	<b>7</b>	<b>0</b>	<b>79</b>
ENNIS	15	10	25	9	2	0	0	36
KILRUSH	8	4	12	2	0	1	0	15
<b>CLARE</b>	<b>23</b>	<b>14</b>	<b>37</b>	<b>11</b>	<b>2</b>	<b>1</b>	<b>0</b>	<b>51</b>
ANGELSEA STREET	13	45	58	14	0	1	1	74
GURRANABRAHER	14	8	22	3	7	1	1	34
MAYFIELD	7	6	13	3	1	0	3	20
TOGHER	14	8	22	3	1	0	1	27
<b>CORK CITY</b>	<b>48</b>	<b>67</b>	<b>115</b>	<b>23</b>	<b>9</b>	<b>2</b>	<b>6</b>	<b>155</b>
FERMOY	11	9	20	3	1	0	0	24
MALLOW	10	6	16	2	1	0	0	19
MIDLETON	10	6	16	7	0	0	0	23
<b>CORK NORTH</b>	<b>31</b>	<b>21</b>	<b>52</b>	<b>12</b>	<b>2</b>	<b>0</b>	<b>0</b>	<b>66</b>
BANDON	15	12	27	7	2	0	1	37
BANTRY	5	2	7	3	0	1	0	11
CLONAKILTY	7	3	10	2	0	0	0	12
MACROOM	12	5	17	1	0	1	1	20
<b>CORK WEST</b>	<b>39</b>	<b>22</b>	<b>61</b>	<b>13</b>	<b>2</b>	<b>2</b>	<b>2</b>	<b>80</b>
BLACKROCK-W	21	16	37	4	1	1	0	43
DUNLAOGHAIRE-F	15	12	27	13	0	0	1	41
<b>DMR EAST</b>	<b>36</b>	<b>28</b>	<b>64</b>	<b>17</b>	<b>1</b>	<b>1</b>	<b>1</b>	<b>84</b>
BALBRIGGAN-Y	7	8	15	2	0	0	0	17
BALLYMUN	13	21	34	8	0	1	1	44
COOLOCK-R	10	14	24	3	0	0	0	27
RAHENY-J	10	15	25	2	0	0	0	27
<b>DMR NORTH</b>	<b>40</b>	<b>58</b>	<b>98</b>	<b>15</b>	<b>0</b>	<b>1</b>	<b>1</b>	<b>115</b>
BRIDEWELL	7	3	10	2	0	0	0	12
FITZGIBBON STREET	12	13	25	5	0	2	0	32
STORE STREET	18	14	32	7	0	1	1	41
<b>DMR NORTH CENTRAL</b>	<b>37</b>	<b>30</b>	<b>67</b>	<b>14</b>	<b>0</b>	<b>3</b>	<b>1</b>	<b>85</b>
CRUMLIN-G	10	9	19	8	0	0	0	27
TALLAGHT-M	14	21	35	5	0	1	1	42
TERENURE-P	10	8	18	2	0	1	0	21
<b>DMR SOUTH</b>	<b>34</b>	<b>38</b>	<b>72</b>	<b>15</b>	<b>0</b>	<b>2</b>	<b>1</b>	<b>90</b>
DONNYBROOK-E	10	7	17	7	0	0	0	24
KEVIN STREET-A	11	20	31	5	0	0	1	37
PEARSE STREET-B	7	10	17	8	0	0	0	25
<b>DMR SOUTH CENTRAL</b>	<b>28</b>	<b>37</b>	<b>65</b>	<b>20</b>	<b>0</b>	<b>0</b>	<b>1</b>	<b>86</b>
DMR TRAFFIC-DUBLIN CASTLE	10	5	15	3	40	2	0	60
<b>DMR TRAFFIC</b>	<b>10</b>	<b>5</b>	<b>15</b>	<b>3</b>	<b>40</b>	<b>2</b>	<b>0</b>	<b>60</b>
BLANCHARDSTOWN-K	16	29	45	5	0	0	1	51
CLONDALKIN-L	14	12	26	6	0	0	0	32
LUCAN-Q	11	14	25	3	0	0	5	33
<b>DMR WEST</b>	<b>41</b>	<b>55</b>	<b>96</b>	<b>14</b>	<b>0</b>	<b>0</b>	<b>6</b>	<b>116</b>
BALLYSHANNON	9	3	12	2	1	2	1	18
BUNCRANA	4	2	6	1	1	2	0	10
LETTERKENNY	15	11	26	6	2	2	0	36
MILFORD	6	4	10	4	0	1	0	15
<b>DONEGAL</b>	<b>34</b>	<b>20</b>	<b>54</b>	<b>13</b>	<b>4</b>	<b>7</b>	<b>1</b>	<b>79</b>
BALLINASLOE	5	2	7	1	0	0	0	8
CLIFDEN	3	1	4	1	0	0	0	5
GALWAY	24	32	56	19	4	1	1	81
LOUGHREA	5	2	7	3	0	0	0	10
SALTHILL	3	2	5	2	0	1	0	8
TUAM	7	3	10	1	2	0	0	13
<b>GALWAY</b>	<b>47</b>	<b>42</b>	<b>89</b>	<b>27</b>	<b>6</b>	<b>2</b>	<b>1</b>	<b>125</b>

Following a full Fleet Category Review undertaken on August 9th 2019, 1 vehicle listed as 'Others' was reclassified as 'Vans' & 127 vehicles listed as 'Others' and 27 vehicles listed as '4x4' were reclassified as 'Cars'.

This Data is correct as of 31/01/2024 and will be updated as of 29/02/2024



# Garda Fleet Management Report as at 31/01/2024

KILLARNEY	7	4	11	3	0	0	0	14
LISTOWEL	7	2	9	1	0	0	0	10
TRALEE	19	12	31	9	3	1	1	45
<b>KERRY</b>	<b>33</b>	<b>18</b>	<b>51</b>	<b>13</b>	<b>3</b>	<b>1</b>	<b>1</b>	<b>69</b>
KILDARE	13	8	21	5	1	0	0	27
LEIXLIP	8	9	17	2	0	0	0	19
NAAS	13	9	22	7	1	1	1	32
<b>KILDARE</b>	<b>34</b>	<b>26</b>	<b>60</b>	<b>14</b>	<b>2</b>	<b>1</b>	<b>1</b>	<b>78</b>
CARLOW	15	2	17	4	1	0	0	22
KILKENNY	12	16	28	5	0	1	1	35
THOMASTOWN	6	13	19	7	0	1	0	27
<b>KILKENNY/CARLOW</b>	<b>33</b>	<b>31</b>	<b>64</b>	<b>16</b>	<b>1</b>	<b>2</b>	<b>1</b>	<b>84</b>
BIRR	4	1	5	1	0	0	0	6
PORTLAOISE	16	15	31	9	1	1	2	44
TULLAMORE	9	2	11	5	1	0	0	17
<b>LAOIS-OFFALY</b>	<b>29</b>	<b>18</b>	<b>47</b>	<b>15</b>	<b>2</b>	<b>1</b>	<b>2</b>	<b>67</b>
BRUFF	5	2	7	3	0	0	0	10
HENRY STREET LIMERICK	25	33	58	13	5	1	0	77
NEWCASTLEWEST	10	1	11	2	0	0	0	13
ROXBORO ROAD	7	3	10	2	0	0	3	15
<b>LIMERICK</b>	<b>47</b>	<b>39</b>	<b>86</b>	<b>20</b>	<b>5</b>	<b>1</b>	<b>3</b>	<b>115</b>
ARDEE	4	4	8	3	0	0	0	11
DROGHEDA	13	9	22	3	2	1	1	29
DUNDALK	21	13	34	5	0	2	0	41
<b>LOUTH</b>	<b>38</b>	<b>26</b>	<b>64</b>	<b>11</b>	<b>2</b>	<b>3</b>	<b>1</b>	<b>81</b>
BALLINA	5	3	8	3	0	0	0	11
BELMULLET	1	0	1	1	0	1	0	3
CASTLEBAR	5	6	11	3	2	0	1	17
CLAREMORRIS	21	8	29	3	0	0	0	32
WESTPORT	4	2	6	3	0	0	0	9
<b>MAYO</b>	<b>36</b>	<b>19</b>	<b>55</b>	<b>13</b>	<b>2</b>	<b>1</b>	<b>1</b>	<b>72</b>
ASHBOURNE	14	7	21	2	2	1	0	26
KELLS	6	2	8	1	0	0	0	9
NAVAN	9	8	17	6	0	0	0	23
TRIM	5	2	7	2	0	0	0	9
<b>MEATH</b>	<b>34</b>	<b>19</b>	<b>53</b>	<b>11</b>	<b>2</b>	<b>1</b>	<b>0</b>	<b>67</b>
CASTLEREA	7	3	10	3	0	1	2	16
GRANARD	4	1	5	1	0	0	0	6
LONGFORD	8	4	12	2	1	0	0	15
ROSCOMMON	5	10	15	6	2	0	0	23
<b>ROSCOMMON-LONGFORD</b>	<b>24</b>	<b>18</b>	<b>42</b>	<b>12</b>	<b>3</b>	<b>1</b>	<b>2</b>	<b>60</b>
BALLYMOTE	8	3	11	2	1	1	0	15
LEITRIM	11	5	16	4	1	2	0	23
SLIGO	11	8	19	6	1	0	0	26
<b>SLIGO-LEITRIM</b>	<b>30</b>	<b>16</b>	<b>46</b>	<b>12</b>	<b>3</b>	<b>3</b>	<b>0</b>	<b>64</b>
CAHIR	12	3	15	1	1	1	0	18
CLONMEL	3	3	6	3	0	0	0	9
NENAGH	7	3	10	1	0	0	0	11
THURLES	9	9	18	7	2	1	0	28
TIPPERARY	3	4	7	2	0	0	0	9
<b>TIPPERARY</b>	<b>34</b>	<b>22</b>	<b>56</b>	<b>14</b>	<b>3</b>	<b>2</b>	<b>0</b>	<b>75</b>
DUNGARVAN	10	3	13	1	0	1	0	15
TRAMORE	5	3	8	2	1	1	0	12
WATERFORD	18	12	30	12	2	1	1	46
<b>WATERFORD</b>	<b>33</b>	<b>18</b>	<b>51</b>	<b>15</b>	<b>3</b>	<b>3</b>	<b>1</b>	<b>73</b>
ATHLONE	15	7	22	1	2	1	0	26
MULLINGAR	16	19	35	7	0	1	1	44
<b>WESTMEATH</b>	<b>31</b>	<b>26</b>	<b>57</b>	<b>8</b>	<b>2</b>	<b>2</b>	<b>1</b>	<b>70</b>
ENNISCORTHY	11	7	18	1	1	1	0	21
NEW ROSS	4	4	8	2	0	0	0	10
WEXFORD	11	14	25	4	1	1	0	31
<b>WEXFORD</b>	<b>26</b>	<b>25</b>	<b>51</b>	<b>7</b>	<b>2</b>	<b>2</b>	<b>0</b>	<b>62</b>
BALTINGLASS	8	3	11	3	0	1	0	15
BRAY	13	8	21	4	1	1	0	27
WICKLOW	7	8	15	4	0	4	1	24
<b>WICKLOW</b>	<b>28</b>	<b>19</b>	<b>47</b>	<b>11</b>	<b>1</b>	<b>6</b>	<b>1</b>	<b>66</b>
NATIONAL & HEADQUARTERS UNITS	49	790	839	139	31	43	17	1,069
<b>NATIONAL &amp; HEADQUARTERS UNITS</b>	<b>49</b>	<b>790</b>	<b>839</b>	<b>139</b>	<b>31</b>	<b>43</b>	<b>17</b>	<b>1,069</b>

Following a full Fleet Category Review undertaken on August 9th 2019, 1 vehicle listed as 'Others' was reclassified as 'Vans' & 127 vehicles listed as 'Others' and 27 vehicles listed as '4x4' were reclassified as 'Cars'.

This Data is correct as of 31/01/2024 and will be updated as of 29/02/2024



# Garda Fleet Management Report as at 31/01/2024

## Vehicles Removed from Fleet from 01/01/2024 to 31/01/2024 by Type as at 31/01/2024

	Cars			Vans	Motorcycles	4 x 4	Others	Total
	Marked	Unmarked	Total	Total	Total	Total	Total	
<b>Total</b>								

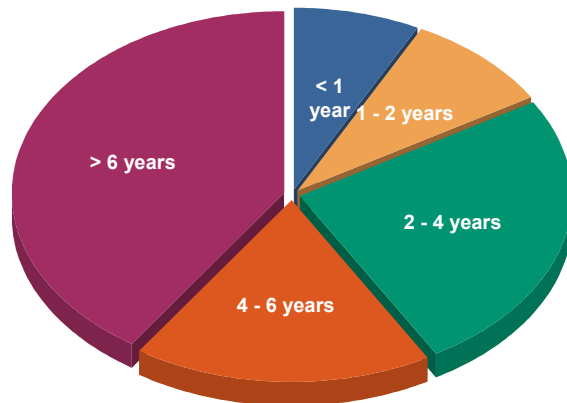
## Vehicles Assigned to Fleet from 01/01/2024 to 31/01/2024 by Type as at 31/01/2024

	Cars			Vans	Motorcycles	4 x 4	Others	Total
	Marked	Unmarked	Total	Total	Total	Total	Total	
<b>Total</b>	3	5	8	13	0	2	0	23
January 2024	3	5	8	13	0	2	0	23

## Strength of Garda Fleet, broken down by Age as at 31/01/2024

	Cars	Vans	Motorcycles	4 x 4	Others	Total	% of Total
<b>Total</b>	2,609	542	136	103	53	3,443	100%
<b>&lt; 1 year</b>	200	38	12	5		255	7%
<b>1 - 2 years</b>	278	30	1	1		310	9%
<b>2 - 4 years</b>	741	68	27	26	5	867	25%
<b>4 - 6 years</b>	441	120	12	32	13	618	18%
<b>&gt; 6 years</b>	949	286	84	39	35	1,393	40%

Vehicle age is calculated from date of commission.



< 1 year	255	7.4%
1 - 2 years	310	9.0%
2 - 4 years	867	25.2%
4 - 6 years	618	17.9%
> 6 years	1,393	40.5%
<b>Total:</b>	<b>3,443</b>	<b>100.0%</b>

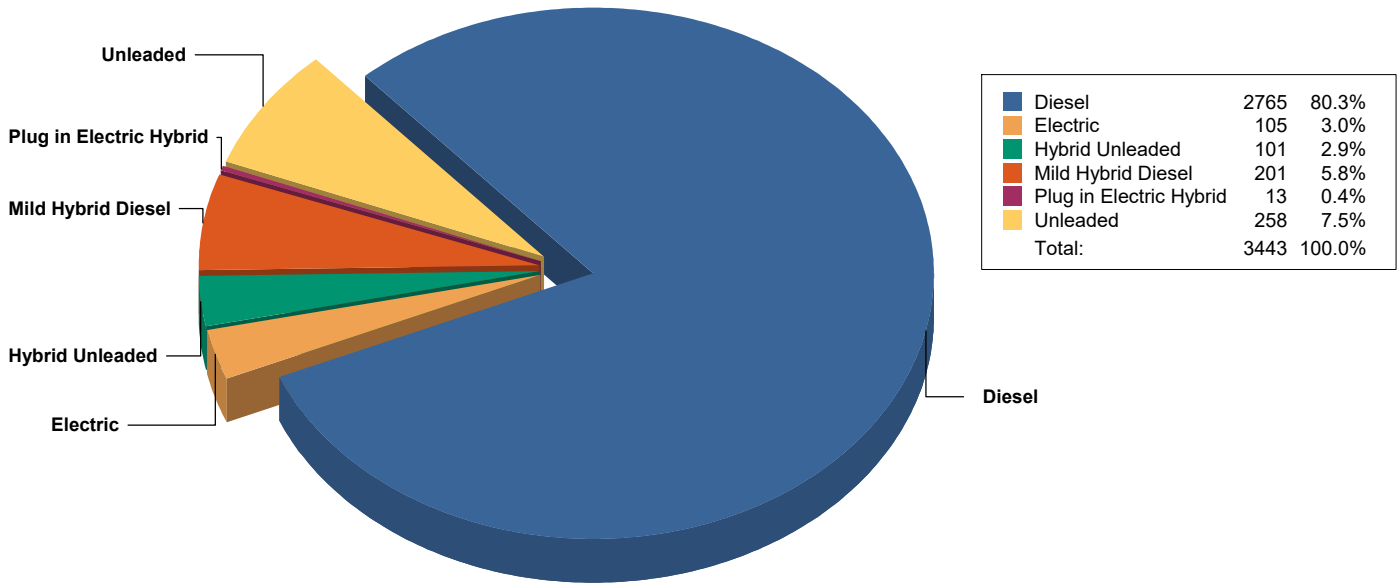
Following a full Fleet Category Review undertaken on August 9th 2019, 1 vehicle listed as 'Others' was reclassified as 'Vans' & 127 vehicles listed as 'Others' and 27 vehicles listed as '4x4' were reclassified as 'Cars'.

This Data is correct as of 31/01/2024 and will be updated as of 29/02/2024



# Garda Fleet Management Report as at 31/01/2024

## Strength of Garda Fleet, broken down by Fuel Type as at 31/01/2024



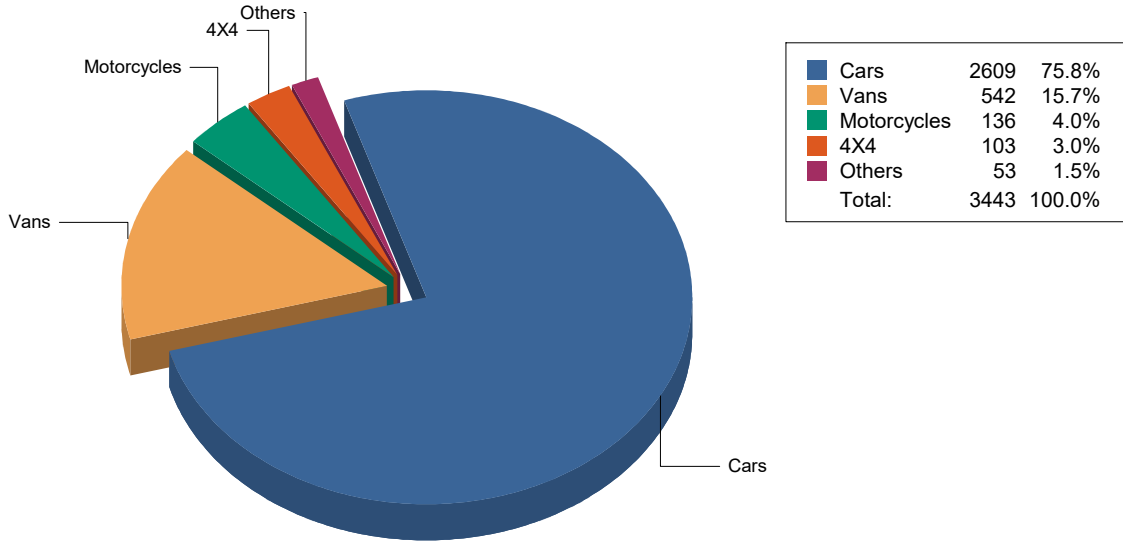
Following a full Fleet Category Review undertaken on August 9th 2019, 1 vehicle listed as 'Others' was reclassified as 'Vans' & 127 vehicles listed as 'Others' and 27 vehicles listed as '4x4' were reclassified as 'Cars'.

This Data is correct as of 31/01/2024 and will be updated as of 29/02/2024

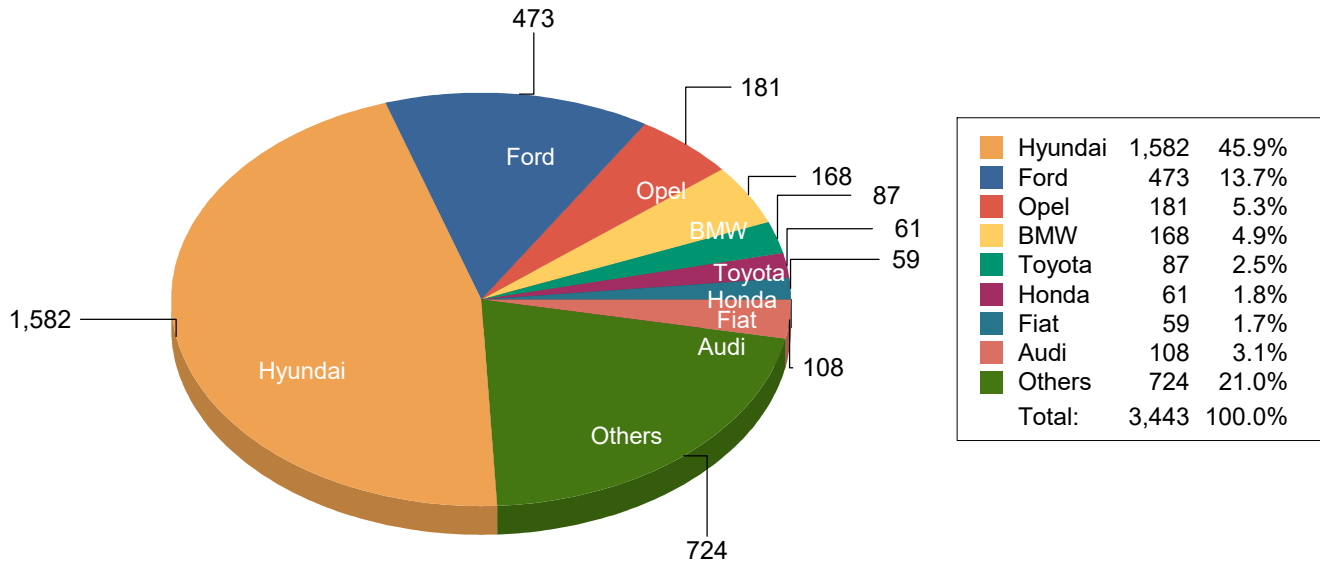


# Garda Fleet Management Report as at 31/01/2024

## Strength of Garda Fleet, broken down by Type as at 31/01/2024



## Strength of Garda Fleet, broken down by Make as at 31/01/2024



Following a full Fleet Category Review undertaken on August 9th 2019, 1 vehicle listed as 'Others' was reclassified as 'Vans' & 127 vehicles listed as 'Others' and 27 vehicles listed as '4x4' were reclassified as 'Cars'.

This Data is correct as of 31/01/2024 and will be updated as of 29/02/2024