



Garda Fleet Management Report as at 31/01/2023

Strength of Garda Fleet, broken down by Division & District as at 31/01/2023

Division / District	Cars			Vans	Motorcycles	4 x 4	Others	Total
	Marked	Unmarked	Total	Total	Total	Total	Total	
	1,035	1,518	2,553	516	129	99	53	
Total	1,035	1,518	2,553	516	129	99	53	3,350
BAILIEBORO	6	6	12	1	0	0	0	13
CARRICKMACROSS	7	2	9	2	0	3	0	14
CAVAN	13	4	17	3	2	2	0	24
MONAGHAN	8	7	15	7	2	2	0	26
CAVAN-MONAGHAN	34	19	53	13	4	7	0	77
ENNIS	15	9	24	9	1	0	0	34
KILRUSH	8	4	12	2	0	1	0	15
CLARE	23	13	36	11	1	1	0	49
ANGELSEA STREET	12	44	56	14	1	1	1	73
GURRANABRAHER	13	5	18	3	8	1	1	31
MAYFIELD	7	6	13	3	1	0	3	20
TOGHER	13	8	21	2	0	0	1	24
CORK CITY	45	63	108	22	10	2	6	148
FERMOY	11	7	18	4	1	0	0	23
MALLOW	11	6	17	2	1	0	0	20
MIDLETON	10	5	15	6	1	0	0	22
CORK NORTH	32	18	50	12	3	0	0	65
BANDON	14	14	28	7	2	0	1	38
BANTRY	5	3	8	2	0	1	0	11
CLONAKILTY	7	3	10	2	0	0	0	12
MACROOM	14	4	18	1	0	1	1	21
CORK WEST	40	24	64	12	2	2	2	82
BLACKROCK-W	20	14	34	4	0	1	0	39
DUNLAOGHAIRE-F	16	13	29	10	0	0	1	40
DMR EAST	36	27	63	14	0	1	1	79
BALBRIGGAN-Y	6	7	13	1	0	0	0	14
BALLYMUN	13	21	34	9	0	1	1	45
COOLOCK-R	8	16	24	3	0	0	0	27
RAHENY-J	11	14	25	2	0	0	0	27
DMR NORTH	38	58	96	15	0	1	1	113
BRIDEWELL	7	4	11	2	0	0	0	13
FITZGIBBON STREET	13	10	23	5	0	2	0	30
STORE STREET	17	17	34	6	0	1	1	42
DMR NORTH CENTRAL	37	31	68	13	0	3	1	85
CRUMLIN-G	11	10	21	8	0	0	0	29
TALLAGHT-M	14	18	32	5	0	1	1	39
TERENURE-P	11	8	19	2	0	1	0	22
DMR SOUTH	36	36	72	15	0	2	1	90
DONNYBROOK-E	12	7	19	7	0	0	0	26
KEVIN STREET-A	11	20	31	5	0	0	1	37
PEARSE STREET-B	8	10	18	7	0	0	0	25
DMR SOUTH CENTRAL	31	37	68	19	0	0	1	88
DMR TRAFFIC-DUBLIN CASTLE	14	5	19	3	36	2	0	60
DMR TRAFFIC	14	5	19	3	36	2	0	60
BLANCHARDSTOWN-K	15	28	43	5	0	0	1	49
CLONDALKIN-L	12	13	25	5	0	0	0	30
LUCAN-Q	11	11	22	3	0	0	5	30
DMR WEST	38	52	90	13	0	0	6	109
BALLYSHANNON	10	3	13	3	0	1	1	18
BUNCRANA	6	5	11	1	2	2	0	16
LETTERKENNY	15	9	24	8	2	3	0	37
MILFORD	7	4	11	3	0	1	0	15
DONEGAL	38	21	59	15	4	7	1	86
BALLINASLOE	4	1	5	1	0	0	0	6
CLIFDEN	4	1	5	1	0	0	0	6
GALWAY	21	30	51	16	4	1	1	73
LOUGHREA	6	2	8	3	0	0	0	11
SALTHILL	5	1	6	2	0	1	0	9
TUAM	7	2	9	1	2	0	0	12
GALWAY	47	37	84	24	6	2	1	117

Following a full Fleet Category Review undertaken on August 9th 2019, 1 vehicle listed as 'Others' was reclassified as 'Vans' & 127 vehicles listed as 'Others' and 27 vehicles listed as '4x4' were reclassified as 'Cars'.

This Data is correct as of 31/01/2023 and will be updated as of 28/02/2023



Garda Fleet Management Report as at 31/01/2023

KILLARNEY	8	4	12	3	0	0	0	15
LISTOWEL	10	2	12	1	0	0	0	13
TRALEE	18	11	29	8	3	1	1	42
KERRY	36	17	53	12	3	1	1	70
KILDARE	14	8	22	4	1	0	0	27
LEIXLIP	7	4	11	2	0	0	0	13
NAAS	13	11	24	7	1	1	1	34
KILDARE	34	23	57	13	2	1	1	74
CARLOW	15	5	20	5	1	0	0	26
KILKENNY	14	15	29	5	0	1	1	36
THOMASTOWN	8	14	22	6	0	1	0	29
KILKENNY/CARLOW	37	34	71	16	1	2	1	91
BIRR	4	2	6	1	0	0	0	7
PORTLAOISE	16	12	28	7	3	1	2	41
TULLAMORE	10	2	12	5	1	0	0	18
LAOIS-OFFALY	30	16	46	13	4	1	2	66
BRUFF	6	2	8	3	0	0	0	11
HENRY STREET LIMERICK	22	29	51	11	5	1	0	68
NEWCASTLEWEST	10	1	11	1	0	0	0	12
ROXBORO ROAD	7	3	10	2	0	0	3	15
LIMERICK	45	35	80	17	5	1	3	106
ARDEE	4	3	7	3	0	0	0	10
DROGHEDA	13	10	23	3	2	1	1	30
DUNDALK	20	9	29	6	0	2	0	37
LOUTH	37	22	59	12	2	3	1	77
BALLINA	7	3	10	3	0	0	0	13
BELMULLET	1	0	1	0	0	1	0	2
CASTLEBAR	3	6	9	3	2	0	1	15
CLAREMORRIS	20	6	26	2	0	0	0	28
WESTPORT	5	2	7	3	0	0	0	10
MAYO	36	17	53	11	2	1	1	68
ASHBOURNE	14	6	20	2	2	1	0	25
KELLS	6	2	8	1	0	0	0	9
NAVAN	8	7	15	5	0	0	0	20
TRIM	6	2	8	2	0	0	0	10
MEATH	34	17	51	10	2	1	0	64
CASTLEREA	7	3	10	3	0	1	3	17
GRANARD	4	1	5	1	0	0	0	6
LONGFORD	8	4	12	2	1	0	0	15
ROSCOMMON	8	9	17	5	2	0	0	24
ROSCOMMON-LONGFORD	27	17	44	11	3	1	3	62
BALLYMOTE	8	2	10	1	1	1	0	13
LEITRIM	10	5	15	3	1	2	0	21
SLIGO	11	7	18	5	1	0	0	24
SLIGO-LEITRIM	29	14	43	9	3	3	0	58
CAHIR	12	4	16	1	2	1	0	20
CLONMEL	3	3	6	3	0	0	0	9
NENAGH	8	4	12	1	0	0	0	13
THURLES	9	8	17	7	2	1	0	27
TIPPERARY	3	4	7	2	0	0	0	9
TIPPERARY	35	23	58	14	4	2	0	78
DUNGARVAN	11	3	14	2	0	1	0	17
TRAMORE	6	2	8	3	1	1	0	13
WATERFORD	18	13	31	9	2	1	1	44
WATERFORD	35	18	53	14	3	3	1	74
ATHLONE	13	5	18	1	2	1	0	22
MULLINGAR	15	20	35	9	0	0	1	45
WESTMEATH	28	25	53	10	2	1	1	67
ENNISCORTHY	12	7	19	2	1	1	0	23
NEW ROSS	4	4	8	2	0	0	0	10
WEXFORD	12	13	25	4	1	1	0	31
WEXFORD	28	24	52	8	2	2	0	64
BALTINGLASS	8	4	12	3	0	1	0	16
BRAY	13	7	20	4	2	1	0	27
WICKLOW	7	8	15	4	0	4	1	24
WICKLOW	28	19	47	11	2	6	1	67
NATIONAL & HEADQUARTERS UNITS	47	756	803	134	23	40	16	1,016
NATIONAL & HEADQUARTERS UNITS	47	756	803	134	23	40	16	1,016

Following a full Fleet Category Review undertaken on August 9th 2019, 1 vehicle listed as 'Others' was reclassified as 'Vans' & 127 vehicles listed as 'Others' and 27 vehicles listed as '4x4' were reclassified as 'Cars'.

This Data is correct as of 31/01/2023 and will be updated as of 28/02/2023



Garda Fleet Management Report as at 31/01/2023

Vehicles Removed from Fleet from 01/01/2023 to 31/01/2023 by Type as at 31/01/2023

	Cars			Vans	Motorcycles	4 x 4	Others	Total
	Marked	Unmarked	Total	Total	Total	Total	Total	
Total								

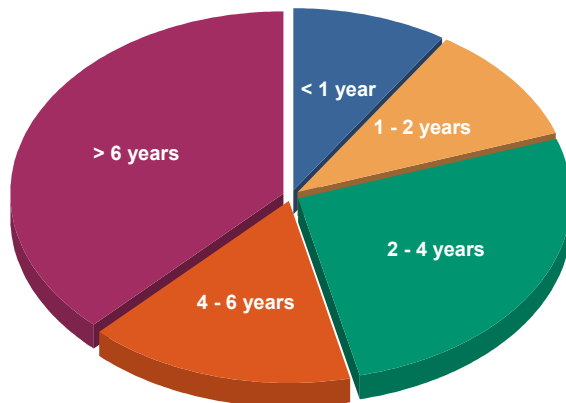
Vehicles Assigned to Fleet from 01/01/2023 to 31/01/2023 by Type as at 31/01/2023

	Cars			Vans	Motorcycles	4 x 4	Others	Total
	Marked	Unmarked	Total	Total	Total	Total	Total	
Total	8	28	36	2	0	0	0	38
January 2023	8	28	36	2	0	0	0	38

Strength of Garda Fleet, broken down by Age as at 31/01/2023

	Cars	Vans	Motorcycles	4 x 4	Others	Total	% of Total
Total	2,553	516	129	99	53	3,350	100%
< 1 year	278	30	1	1		310	9%
1 - 2 years	280	53	1	18	1	353	11%
2 - 4 years	766	68	26	19	12	891	27%
4 - 6 years	366	112	12	32	10	532	16%
> 6 years	863	253	89	29	30	1,264	38%

Vehicle age is calculated from date of commission.



< 1 year	310	9.3%
1 - 2 years	353	10.5%
2 - 4 years	891	26.6%
4 - 6 years	532	15.9%
> 6 years	1,264	37.7%
Total:	3,350	100.0%

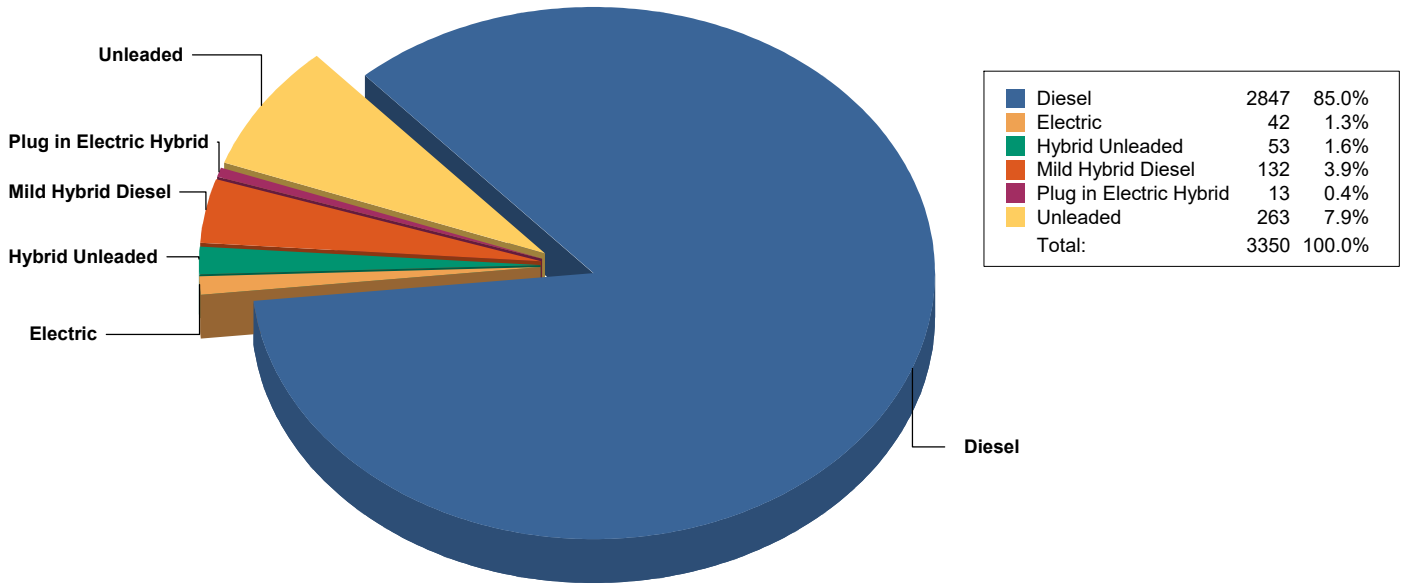
Following a full Fleet Category Review undertaken on August 9th 2019, 1 vehicle listed as 'Others' was reclassified as 'Vans' & 127 vehicles listed as 'Others' and 27 vehicles listed as '4x4' were reclassified as 'Cars'.

This Data is correct as of 31/01/2023 and will be updated as of 28/02/2023



Garda Fleet Management Report as at 31/01/2023

Strength of Garda Fleet, broken down by Fuel Type as at 31/01/2023



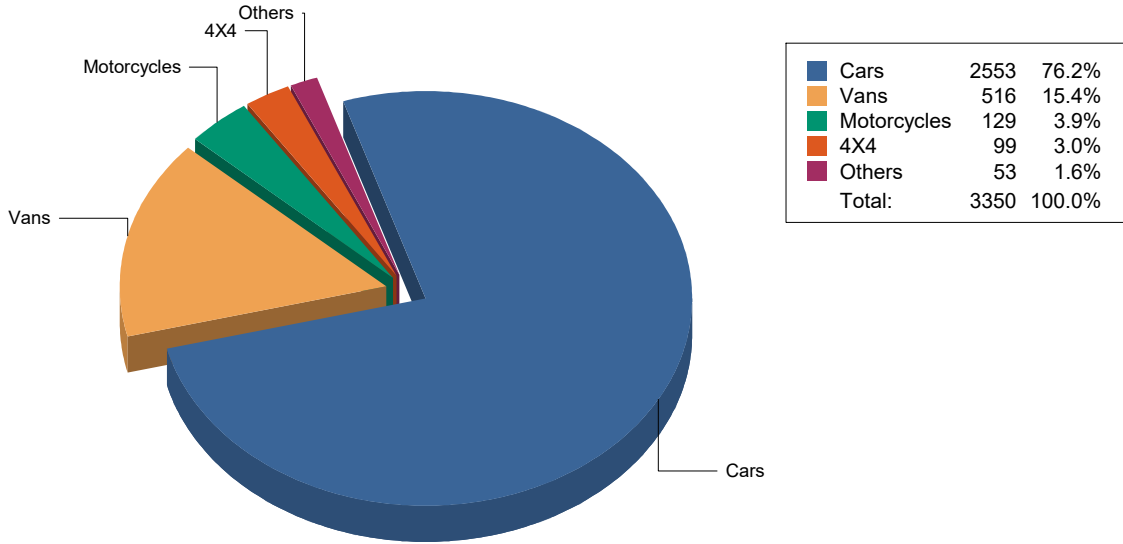
Following a full Fleet Category Review undertaken on August 9th 2019, 1 vehicle listed as 'Others' was reclassified as 'Vans' & 127 vehicles listed as 'Others' and 27 vehicles listed as '4x4' were reclassified as 'Cars'.

This Data is correct as of 31/01/2023 and will be updated as of 28/02/2023

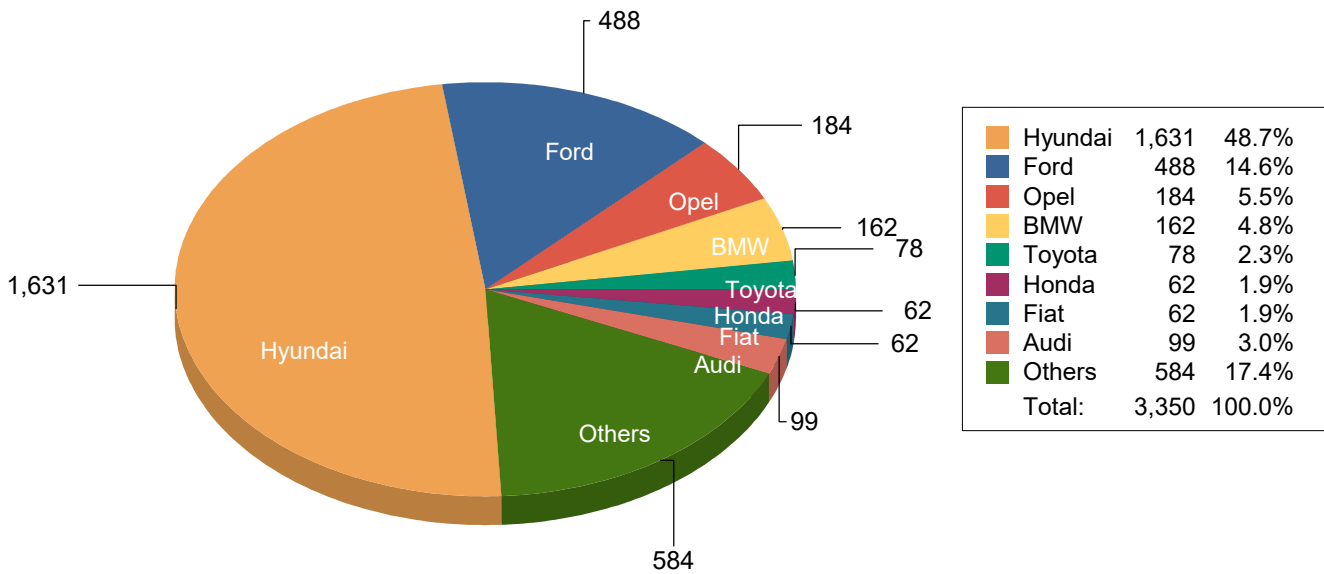


Garda Fleet Management Report as at 31/01/2023

Strength of Garda Fleet, broken down by Type as at 31/01/2023



Strength of Garda Fleet, broken down by Make as at 31/01/2023



Following a full Fleet Category Review undertaken on August 9th 2019, 1 vehicle listed as 'Others' was reclassified as 'Vans' & 127 vehicles listed as 'Others' and 27 vehicles listed as '4x4' were reclassified as 'Cars'.

This Data is correct as of 31/01/2023 and will be updated as of 28/02/2023