



# Garda Fleet Management Report as at 31/01/2022

## Strength of Garda Fleet, broken down by Division & District as at 31/01/2022

Division / District	Cars			Vans	Motorcycles	4 x 4	Others	Total
	Marked	Unmarked	Total	Total	Total	Total	Total	
	1,042	1,385	2,427	508	128	101	54	
<b>Total</b>	<b>1,042</b>	<b>1,385</b>	<b>2,427</b>	<b>508</b>	<b>128</b>	<b>101</b>	<b>54</b>	<b>3,218</b>
BAILIEBORO	6	5	11	1	0	0	0	12
CARRICKMACROSS	4	2	6	2	0	3	0	11
CAVAN	15	5	20	2	2	2	0	26
MONAGHAN	7	8	15	6	2	2	0	25
<b>CAVAN-MONAGHAN</b>	<b>32</b>	<b>20</b>	<b>52</b>	<b>11</b>	<b>4</b>	<b>7</b>	<b>0</b>	<b>74</b>
ENNIS	14	12	26	9	2	0	0	37
KILRUSH	8	4	12	2	0	1	0	15
<b>CLARE</b>	<b>22</b>	<b>16</b>	<b>38</b>	<b>11</b>	<b>2</b>	<b>1</b>	<b>0</b>	<b>52</b>
ANGELSEA STREET	12	39	51	14	1	1	1	68
GURRANABRAHER	13	7	20	3	8	1	1	33
MAYFIELD	7	6	13	4	1	0	4	22
TOGHER	11	5	16	2	0	0	1	19
<b>CORK CITY</b>	<b>43</b>	<b>57</b>	<b>100</b>	<b>23</b>	<b>10</b>	<b>2</b>	<b>7</b>	<b>142</b>
FERMOY	9	7	16	3	1	0	0	20
MALLOW	11	7	18	2	1	0	0	21
MIDLETON	9	6	15	6	1	0	0	22
<b>CORK NORTH</b>	<b>29</b>	<b>20</b>	<b>49</b>	<b>11</b>	<b>3</b>	<b>0</b>	<b>0</b>	<b>63</b>
BANDON	12	11	23	6	2	0	1	32
BANTRY	5	3	8	2	0	1	0	11
CLONAKILTY	8	3	11	1	0	0	0	12
MACROOM	12	3	15	1	0	1	1	18
<b>CORK WEST</b>	<b>37</b>	<b>20</b>	<b>57</b>	<b>10</b>	<b>2</b>	<b>2</b>	<b>2</b>	<b>73</b>
BLACKROCK-W	25	10	35	4	0	1	0	40
DUNLAOGHAIRE-F	23	15	38	9	0	0	1	48
<b>DMR EAST</b>	<b>48</b>	<b>25</b>	<b>73</b>	<b>13</b>	<b>0</b>	<b>1</b>	<b>1</b>	<b>88</b>
BALBRIGGAN-Y	6	6	12	1	0	0	0	13
BALLYMUN	13	19	32	8	0	1	1	42
COOLOCK-R	9	15	24	2	0	0	0	26
RAHENY-J	12	11	23	2	0	0	0	25
<b>DMR NORTH</b>	<b>40</b>	<b>51</b>	<b>91</b>	<b>13</b>	<b>0</b>	<b>1</b>	<b>1</b>	<b>106</b>
BRIDEWELL	7	3	10	3	0	0	0	13
FITZGIBBON STREET	11	10	21	5	0	2	0	28
STORE STREET	18	18	36	5	0	1	1	43
<b>DMR NORTH CENTRAL</b>	<b>36</b>	<b>31</b>	<b>67</b>	<b>13</b>	<b>0</b>	<b>3</b>	<b>1</b>	<b>84</b>
CRUMLIN-G	10	10	20	8	0	0	0	28
TALLAGHT-M	14	19	33	5	0	1	1	40
TERENURE-P	11	7	18	2	0	1	0	21
<b>DMR SOUTH</b>	<b>35</b>	<b>36</b>	<b>71</b>	<b>15</b>	<b>0</b>	<b>2</b>	<b>1</b>	<b>89</b>
DONNYBROOK-E	11	7	18	7	0	0	0	25
KEVIN STREET-A	11	20	31	5	0	0	1	37
PEARSE STREET-B	9	10	19	6	0	0	0	25
<b>DMR SOUTH CENTRAL</b>	<b>31</b>	<b>37</b>	<b>68</b>	<b>18</b>	<b>0</b>	<b>0</b>	<b>1</b>	<b>87</b>
DMR TRAFFIC-DUBLIN CASTLE	14	4	18	3	36	2	0	59
<b>DMR TRAFFIC</b>	<b>14</b>	<b>4</b>	<b>18</b>	<b>3</b>	<b>36</b>	<b>2</b>	<b>0</b>	<b>59</b>
BLANCHARDSTOWN-K	19	25	44	6	0	0	1	51
CLONDALKIN-L	10	13	23	6	0	0	0	29
LUCAN-Q	10	10	20	3	0	0	5	28
<b>DMR WEST</b>	<b>39</b>	<b>48</b>	<b>87</b>	<b>15</b>	<b>0</b>	<b>0</b>	<b>6</b>	<b>108</b>
BALLYSHANNON	11	2	13	2	0	1	1	17
BUNCRANA	7	4	11	1	2	2	0	16
LETTERKENNY	13	10	23	8	2	3	0	36
MILFORD	6	1	7	1	0	1	0	9
<b>DONEGAL</b>	<b>37</b>	<b>17</b>	<b>54</b>	<b>12</b>	<b>4</b>	<b>7</b>	<b>1</b>	<b>78</b>
BALLINASLOE	4	2	6	1	0	0	0	7
CLIFDEN	4	1	5	1	0	0	0	6
GALWAY	19	28	47	14	4	1	1	67
LOUGHREA	6	2	8	3	0	0	0	11
SALTHILL	7	2	9	2	0	1	0	12
TUAM	8	4	12	1	2	0	0	15
<b>GALWAY</b>	<b>48</b>	<b>39</b>	<b>87</b>	<b>22</b>	<b>6</b>	<b>2</b>	<b>1</b>	<b>118</b>

Following a full Fleet Category Review undertaken on August 9th 2019, 1 vehicle listed as 'Others' was reclassified as 'Vans' & 127 vehicles listed as 'Others' and 27 vehicles listed as '4x4' were reclassified as 'Cars'.

This Data is correct as of 31/01/2022 and will be updated as of 28/02/2022



## Garda Fleet Management Report as at 31/01/2022

KILLARNEY	9	4	13	2	0	0	0	15
LISTOWEL	9	2	11	1	0	0	0	12
TRALEE	17	10	27	8	3	1	1	40
<b>KERRY</b>	<b>35</b>	<b>16</b>	<b>51</b>	<b>11</b>	<b>3</b>	<b>1</b>	<b>1</b>	<b>67</b>
KILDARE	14	7	21	5	1	0	0	27
LEIXLIP	7	4	11	2	0	0	0	13
NAAS	11	9	20	8	1	1	1	31
<b>KILDARE</b>	<b>32</b>	<b>20</b>	<b>52</b>	<b>15</b>	<b>2</b>	<b>1</b>	<b>1</b>	<b>71</b>
CARLOW	15	5	20	4	1	0	0	25
KILKENNY	14	14	28	6	0	1	1	36
THOMASTOWN	7	13	20	6	0	1	0	27
THOMASTOWN R.R	1	0	1	0	0	0	0	1
<b>KILKENNY/CARLOW</b>	<b>37</b>	<b>32</b>	<b>69</b>	<b>16</b>	<b>1</b>	<b>2</b>	<b>1</b>	<b>89</b>
BIRR	4	2	6	1	0	0	0	7
PORTLAOISE	15	13	28	8	3	1	2	42
TULLAMORE	11	3	14	7	1	0	0	22
<b>LAOIS-OFFALY</b>	<b>30</b>	<b>18</b>	<b>48</b>	<b>16</b>	<b>4</b>	<b>1</b>	<b>2</b>	<b>71</b>
BRUFF	6	2	8	3	0	0	0	11
HENRY STREET LIMERICK	19	26	45	12	5	1	0	63
NEWCASTLEWEST	10	1	11	1	0	0	0	12
ROXBORO ROAD	7	3	10	2	0	0	3	15
<b>LIMERICK</b>	<b>42</b>	<b>32</b>	<b>74</b>	<b>18</b>	<b>5</b>	<b>1</b>	<b>3</b>	<b>101</b>
ARDEE	4	3	7	3	0	0	0	10
DROGHEDA	10	7	17	3	2	1	1	24
DUNDALK	19	7	26	6	0	2	0	34
<b>LOUTH</b>	<b>33</b>	<b>17</b>	<b>50</b>	<b>12</b>	<b>2</b>	<b>3</b>	<b>1</b>	<b>68</b>
BALLINA	7	2	9	3	0	0	0	12
BELMULLET	2	0	2	0	0	1	0	3
CASTLEBAR	3	6	9	3	2	0	1	15
CLAREMORRIS	18	5	23	3	0	0	0	26
WESTPORT	5	1	6	2	0	0	0	8
<b>MAYO</b>	<b>35</b>	<b>14</b>	<b>49</b>	<b>11</b>	<b>2</b>	<b>1</b>	<b>1</b>	<b>64</b>
ASHBOURNE	15	5	20	2	2	1	0	25
KELLS	6	1	7	1	0	0	0	8
NAVAN	9	7	16	5	0	0	0	21
TRIM	8	2	10	2	0	0	0	12
<b>MEATH</b>	<b>38</b>	<b>15</b>	<b>53</b>	<b>10</b>	<b>2</b>	<b>1</b>	<b>0</b>	<b>66</b>
CASTLEREA	8	4	12	3	0	1	3	19
GRANARD	4	1	5	1	0	0	0	6
LONGFORD	7	3	10	2	1	0	0	13
ROSCOMMON	8	6	14	5	2	0	0	21
<b>ROSCOMMON-LONGFORD</b>	<b>27</b>	<b>14</b>	<b>41</b>	<b>11</b>	<b>3</b>	<b>1</b>	<b>3</b>	<b>59</b>
BALLYMOTE	6	2	8	1	1	1	0	11
LEITRIM	10	4	14	4	1	2	0	21
SLIGO	12	7	19	5	1	0	0	25
<b>SLIGO-LEITRIM</b>	<b>28</b>	<b>13</b>	<b>41</b>	<b>10</b>	<b>3</b>	<b>3</b>	<b>0</b>	<b>57</b>
CAHIR	12	4	16	1	2	1	0	20
CLONMEL	5	3	8	2	0	0	0	10
NENAGH	6	4	10	2	0	0	0	12
THURLES	8	8	16	6	2	1	0	25
TIPPERARY	3	3	6	2	0	0	0	8
<b>TIPPERARY</b>	<b>34</b>	<b>22</b>	<b>56</b>	<b>13</b>	<b>4</b>	<b>2</b>	<b>0</b>	<b>75</b>
DUNGARVAN	11	2	13	2	0	1	0	16
TRAMORE	6	2	8	2	1	1	0	12
WATERFORD	18	12	30	10	2	1	1	44
<b>WATERFORD</b>	<b>35</b>	<b>16</b>	<b>51</b>	<b>14</b>	<b>3</b>	<b>3</b>	<b>1</b>	<b>72</b>
ATHLONE	14	4	18	1	2	1	0	22
MULLINGAR	19	22	41	9	0	0	1	51
<b>WESTMEATH</b>	<b>33</b>	<b>26</b>	<b>59</b>	<b>10</b>	<b>2</b>	<b>1</b>	<b>1</b>	<b>73</b>
ENNISCORTHY	14	7	21	2	1	1	0	25
NEW ROSS	4	4	8	2	0	0	0	10
WEXFORD	11	10	21	4	1	1	0	27
<b>WEXFORD</b>	<b>29</b>	<b>21</b>	<b>50</b>	<b>8</b>	<b>2</b>	<b>2</b>	<b>0</b>	<b>62</b>
BALTINGLASS	9	3	12	3	0	1	0	16
BRAY	14	6	20	3	2	1	0	26
WICKLOW	9	9	18	4	0	4	1	27
<b>WICKLOW</b>	<b>32</b>	<b>18</b>	<b>50</b>	<b>10</b>	<b>2</b>	<b>6</b>	<b>1</b>	<b>69</b>
NATIONAL & HEADQUARTERS UNITS	51	658	709	132	21	41	16	919
<b>NATIONAL &amp; HEADQUARTERS UNITS</b>	<b>51</b>	<b>658</b>	<b>709</b>	<b>132</b>	<b>21</b>	<b>41</b>	<b>16</b>	<b>919</b>

Following a full Fleet Category Review undertaken on August 9th 2019, 1 vehicle listed as 'Others' was reclassified as 'Vans' & 127 vehicles listed as 'Others' and 27 vehicles listed as '4x4' were reclassified as 'Cars'.

This Data is correct as of 31/01/2022 and will be updated as of 28/02/2022



## Garda Fleet Management Report as at 31/01/2022

GARDA HEADQUARTERS	0	4	4	0	0	0	0	4
GARDA HEADQUARTERS	0	4	4	0	0	0	0	4
ORGANISED & SERIOUS CRIME	0	8	8	1	0	1	0	10
H/SQ-ORGANISED & SERIOUS CRIME	0	8	8	1	0	1	0	10

### Vehicles Removed from Fleet from 01/01/2022 to 31/01/2022 by Type as at 31/01/2022

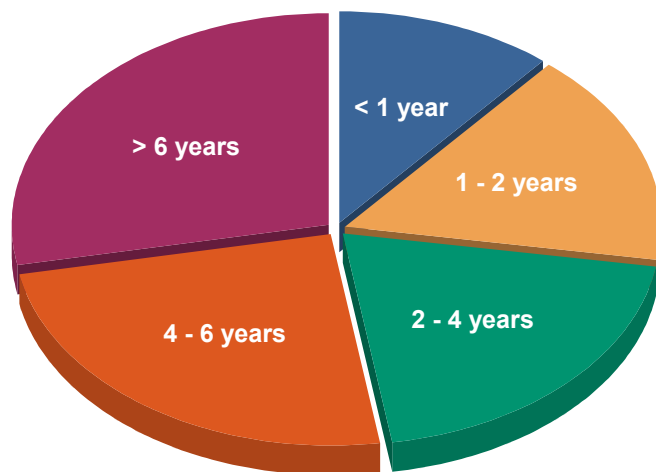
	Cars			Vans	Motorcycles	4 x 4	Others	Total
	Marked	Unmarked	Total	Total	Total	Total	Total	
<b>Total</b>	5	21	26	6				32
January 2022	5	21	26	6	0	0	0	32

### Vehicles Assigned to Fleet from 01/01/2022 to 31/01/2022 by Type as at 31/01/2022

	Cars			Vans	Motorcycles	4 x 4	Others	Total
	Marked	Unmarked	Total	Total	Total	Total	Total	
<b>Total</b>		2	2	8	0	0	0	10
January 2022		2	2	8	0	0	0	10

### Strength of Garda Fleet, broken down by Age as at 31/01/2022

	Cars	Vans	Motorcycles	4 x 4	Others	Total	% of Total
<b>Total</b>	2,427	508	128	101	54	3,218	100%
< 1 year	281	53	1	18	1	354	11%
1 - 2 years	473	16	26	8	4	527	16%
2 - 4 years	474	120	12	32	13	651	20%
4 - 6 years	502	182	57	21	20	782	24%
> 6 years	697	137	32	22	16	904	28%



< 1 year	354	11.0%
1 - 2 years	527	16.4%
2 - 4 years	651	20.2%
4 - 6 years	782	24.3%
> 6 years	904	28.1%
<b>Total:</b>	<b>3,218</b>	<b>100.0%</b>

Vehicle age is calculated from date of commission.

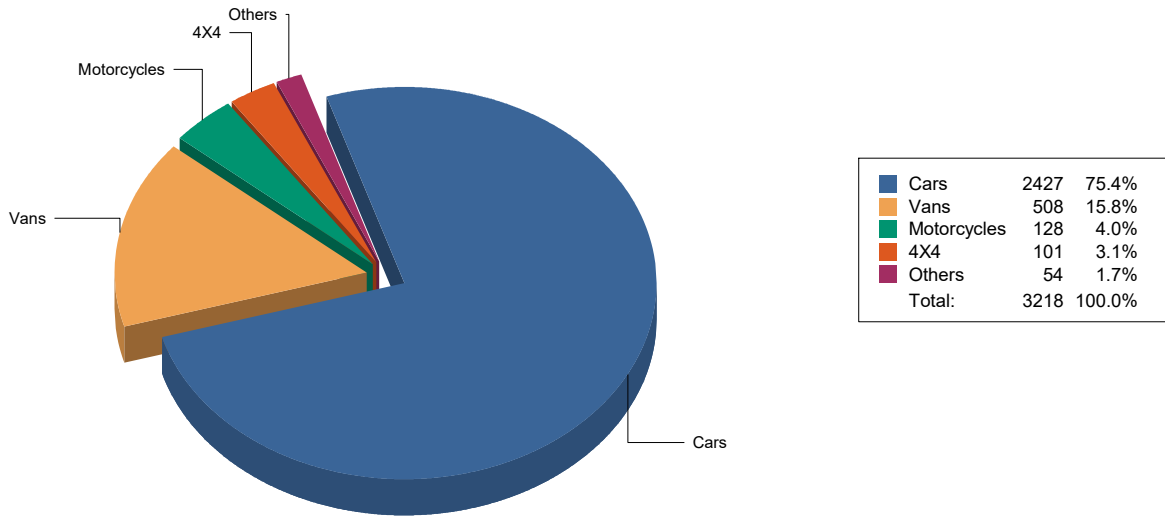
Following a full Fleet Category Review undertaken on August 9th 2019, 1 vehicle listed as 'Others' was reclassified as 'Vans' & 127 vehicles listed as 'Others' and 27 vehicles listed as '4x4' were reclassified as 'Cars'.

This Data is correct as of 31/01/2022 and will be updated as of 28/02/2022

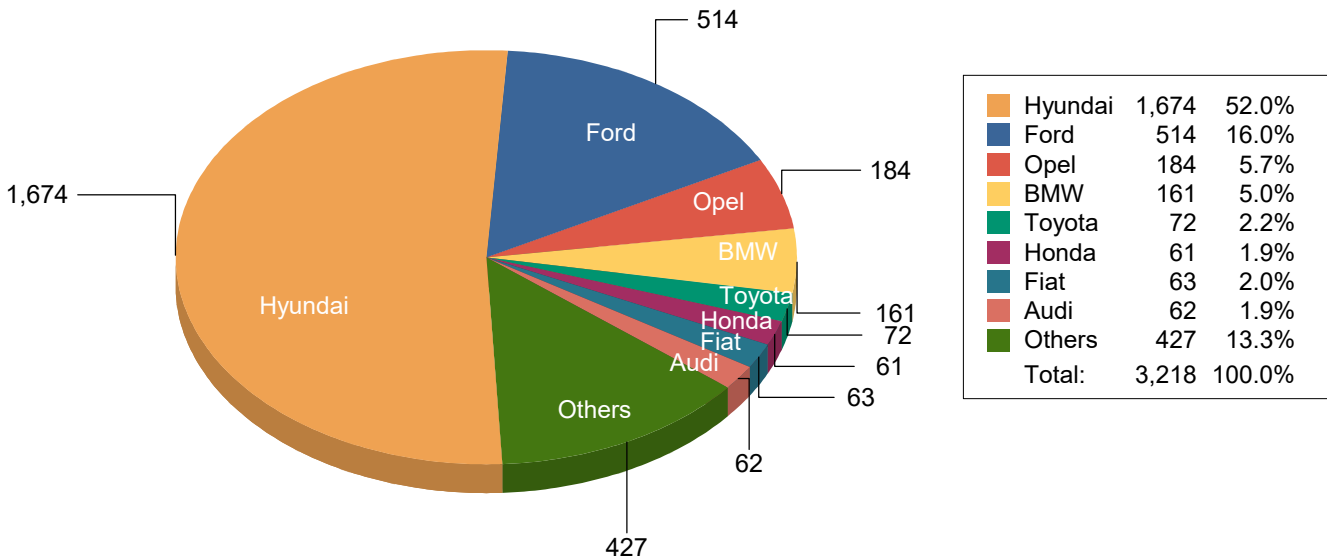


# Garda Fleet Management Report as at 31/01/2022

## Strength of Garda Fleet, broken down by Type as at 31/01/2022



## Strength of Garda Fleet, broken down by Make as at 31/01/2022



Following a full Fleet Category Review undertaken on August 9th 2019, 1 vehicle listed as 'Others' was reclassified as 'Vans' & 127 vehicles listed as 'Others' and 27 vehicles listed as '4x4' were reclassified as 'Cars'.

This Data is correct as of 31/01/2022 and will be updated as of 28/02/2022