



Garda Fleet Management Report as at 31/01/21

Strength of Garda Fleet, broken down by Division & District as at 31/01/21

Division / District	Cars			Vans	Motorcycles	4 x 4	Others	Total
	Marked	Unmarked	Total	Total	Total	Total	Total	
	976	1,388	2,364	496	127	88	53	
Total	976	1,388	2,364	496	127	88	53	3,128
BAILIEBORO	6	6	12	2	0	0	0	14
CARRICKMACROSS	4	3	7	2	0	1	0	10
CAVAN	14	4	18	2	2	0	0	22
MONAGHAN	8	9	17	5	2	0	0	24
CAVAN-MONAGHAN	32	22	54	11	4	1	0	70
ENNIS	14	17	31	8	2	0	0	41
KILRUSH	7	4	11	3	0	1	0	15
CLARE	21	21	42	11	2	1	0	56
ANGELSEA STREET	10	42	52	13	1	1	1	68
GURRANABRAHER	12	10	22	4	8	1	1	36
MAYFIELD	5	4	9	2	1	0	4	16
TOGHER	11	5	16	1	0	0	1	18
CORK CITY	38	61	99	20	10	2	7	138
FERMOY	11	7	18	3	1	0	0	22
MALLOW	9	6	15	2	1	0	0	18
MIDLETON	10	5	15	6	1	0	0	22
CORK NORTH	30	18	48	11	3	0	0	62
BANDON	11	10	21	7	1	0	1	30
BANTRY	3	3	6	3	0	1	0	10
CLONAKILTY	5	4	9	2	0	0	0	11
MACROOM	12	3	15	1	0	2	1	19
CORK WEST	31	20	51	13	1	3	2	70
BLACKROCK-W	20	10	30	3	0	1	0	34
DUNLAOGHAIRE-F	19	14	33	9	0	0	1	43
DMR EAST	39	24	63	12	0	1	1	77
BALBRIGGAN-Y	5	7	12	1	0	0	0	13
BALLYMUN	11	22	33	7	0	1	1	42
COOLOCK-R	8	16	24	3	0	0	0	27
RAHENY-J	11	11	22	3	0	0	0	25
DMR NORTH	35	56	91	14	0	1	1	107
BRIDEWELL	6	3	9	2	0	0	0	11
FITZGIBBON STREET	10	9	19	5	0	2	0	26
STORE STREET	16	19	35	5	0	1	1	42
DMR NORTH CENTRAL	32	31	63	12	0	3	1	79
CRUMLIN-G	10	11	21	8	0	0	0	29
TALLAGHT-M	13	19	32	6	0	1	1	40
TERENURE-P	11	8	19	2	0	1	0	22
DMR SOUTH	34	38	72	16	0	2	1	91
DONNYBROOK-E	9	9	18	6	0	0	0	24
KEVIN STREET-A	11	21	32	4	0	0	1	37
PEARSE STREET-B	7	10	17	6	0	0	0	23
DMR SOUTH CENTRAL	27	40	67	16	0	0	1	84
DMR TRAFFIC-DUBLIN CASTLE	12	6	18	2	47	2	0	69
DMR TRAFFIC	12	6	18	2	47	2	0	69
BLANCHARDSTOWN-K	16	24	40	6	0	0	1	47
CLONDALKIN-L	11	14	25	4	0	0	0	29
LUCAN-Q	9	10	19	3	0	0	5	27
DMR WEST	36	48	84	13	0	0	6	103
BALLYSHANNON	12	5	17	2	0	0	1	20
BUNCRANA	8	3	11	1	2	0	0	14
LETTERKENNY	11	12	23	8	2	0	0	33
MILFORD	6	2	8	2	0	1	0	11
DONEGAL	37	22	59	13	4	1	1	78
BALLINASLOE	5	2	7	1	0	0	0	8
CLIFDEN	3	1	4	2	0	0	0	6
GALWAY	21	29	50	13	4	1	1	69
LOUGHREA	8	2	10	4	0	0	0	14
SALTHILL	8	3	11	2	0	0	0	13
TUAM	9	4	13	2	2	0	0	17
GALWAY	54	41	95	24	6	1	1	127

Following a full Fleet Category Review undertaken on August 9th 2019, 1 vehicle listed as 'Others' was reclassified as 'Vans' & 127 vehicles listed as 'Others' and 27 vehicles listed as '4x4' were reclassified as 'Cars'.

This Data is correct as of 31/01/21 and will be updated as of 28/02/2021



Garda Fleet Management Report as at 31/01/21

KILLARNEY	8	5	13	3	0	0	0	16
LISTOWEL	10	2	12	2	0	0	0	14
TRALEE	15	12	27	8	3	1	1	40
KERRY	33	19	52	13	3	1	1	70
KILDARE	13	7	20	5	1	0	0	26
LEIXLIP	7	5	12	3	0	0	0	15
NAAS	10	7	17	6	1	1	0	25
KILDARE	30	19	49	14	2	1	0	66
CARLOW	14	6	20	6	1	1	0	28
KILKENNY	15	15	30	7	0	1	1	39
THOMASTOWN	7	12	19	6	0	0	0	25
KILKENNY/CARLOW	36	33	69	19	1	2	1	92
BIRR	4	2	6	1	0	0	0	7
PORTLAOISE	15	13	28	8	3	2	2	43
TULLAMORE	9	5	14	3	1	0	0	18
LAOIS-OFFALY	28	20	48	12	4	2	2	68
BRUFF	4	2	6	3	0	0	0	9
HENRY STREET LIMERICK	19	24	43	10	5	1	0	59
NEWCASTLEWEST	11	3	14	2	0	0	0	16
ROXBORO ROAD	7	3	10	4	0	0	3	17
LIMERICK	41	32	73	19	5	1	3	101
ARDEE	5	3	8	3	0	0	0	11
DROGHEDA	9	7	16	3	2	1	1	23
DUNDALK	20	9	29	5	0	0	0	34
LOUTH	34	19	53	11	2	1	1	68
BALLINA	6	2	8	3	0	0	0	11
BELMULLET	3	0	3	1	0	1	0	5
CASTLEBAR	5	7	12	4	2	0	1	19
CLAREMORRIS	15	5	20	3	0	0	0	23
WESTPORT	4	1	5	2	0	0	0	7
MAYO	33	15	48	13	2	1	1	65
ASHBOURNE	13	7	20	4	2	1	0	27
KELLS	5	1	6	1	0	0	0	7
NAVAN	9	8	17	5	0	0	0	22
TRIM	7	3	10	1	0	0	0	11
MEATH	34	19	53	11	2	1	0	67
CASTLEREA	7	4	11	4	0	1	3	19
GRANARD	3	2	5	1	0	0	0	6
LONGFORD	8	5	13	2	1	0	0	16
ROSCOMMON	8	9	17	5	2	0	0	24
ROSCOMMON-LONGFORD	26	20	46	12	3	1	3	65
BALLYMOTE	6	1	7	2	0	0	0	9
LEITRIM	10	4	14	4	1	1	0	20
SLIGO	11	8	19	6	2	0	0	27
SLIGO-LEITRIM	27	13	40	12	3	1	0	56
CAHIR	11	5	16	1	2	1	0	20
CLONMEL	4	5	9	2	0	0	0	11
NENAGH	8	3	11	2	0	0	0	13
THURLES	7	8	15	5	2	1	0	23
TIPPERARY	3	4	7	2	0	0	0	9
TIPPERARY	33	25	58	12	4	2	0	76
DUNGARVAN	12	3	15	2	0	1	0	18
TRAMORE	6	3	9	2	1	1	0	13
WATERFORD	19	10	29	11	2	1	1	44
WATERFORD	37	16	53	15	3	3	1	75
ATHLONE	10	5	15	2	2	1	0	20
MULLINGAR	21	23	44	10	0	0	1	55
WESTMEATH	31	28	59	12	2	1	1	75
ENNISCORTHY	14	8	22	2	1	1	0	26
NEW ROSS	5	3	8	2	0	0	0	10
WEXFORD	11	11	22	5	1	1	0	29
WEXFORD	30	22	52	9	2	2	0	65
BALTINGLASS	8	3	11	3	0	1	0	15
BRAY	14	7	21	4	2	1	0	28
WICKLOW	8	8	16	4	0	4	1	25
WICKLOW	30	18	48	11	2	6	1	68
NATIONAL & HEADQUARTERS UNITS	35	622	657	113	10	44	16	840
NATIONAL & HEADQUARTERS UNITS	35	622	657	113	10	44	16	840

Following a full Fleet Category Review undertaken on August 9th 2019, 1 vehicle listed as 'Others' was reclassified as 'Vans' & 127 vehicles listed as 'Others' and 27 vehicles listed as '4x4' were reclassified as 'Cars'.

This Data is correct as of 31/01/21 and will be updated as of 28/02/2021



Garda Fleet Management Report as at 31/01/21

Vehicles Removed from Fleet from 01/01/21 to 31/01/21 by Type as at 31/01/21

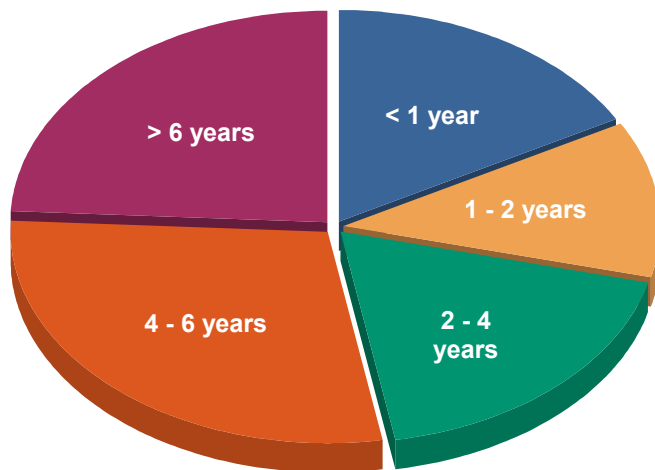
	Cars			Vans	Motorcycles	4 x 4	Others	Total
	Marked	Unmarked	Total	Total	Total	Total	Total	
Total	6	2	8	1	0	0	0	9
January 2021	6	2	8	1	0	0	0	9

Vehicles Assigned to Fleet from 01/01/21 to 31/01/21 by Type as at 31/01/21

	Cars			Vans	Motorcycles	4 x 4	Others	Total
	Marked	Unmarked	Total	Total	Total	Total	Total	
Total	22	2	24	1	0	0	0	25
January 2021	22	2	24	1	0	0	0	25

Strength of Garda Fleet, broken down by Age as at 31/01/21

	Cars	Vans	Motorcycles	4 x 4	Others	Total	% of Total
Total	2,364	496	127	88	53	3,128	100%
< 1 year	476	16	26	8	4	530	17%
1 - 2 years	304	52	0	11	8	375	12%
2 - 4 years	401	113	12	32	10	568	18%
4 - 6 years	620	191	58	12	19	900	29%
> 6 years	563	124	31	25	12	755	24%



< 1 year	530	16.9%
1 - 2 years	375	12.0%
2 - 4 years	568	18.2%
4 - 6 years	900	28.8%
> 6 years	755	24.1%
Total:	3,128	100.0%

Vehicle age is calculated from date of commission.

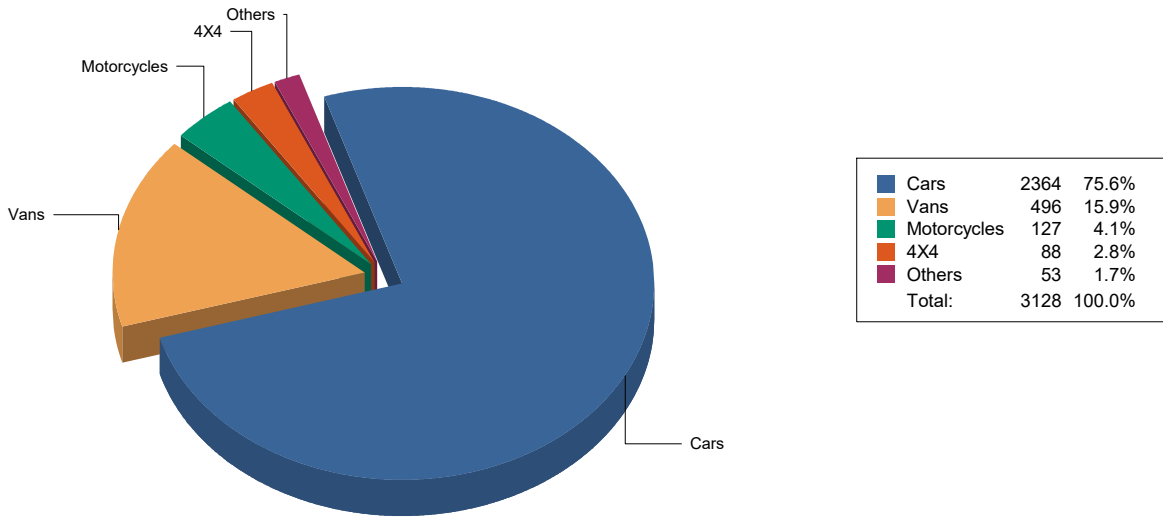
Following a full Fleet Category Review undertaken on August 9th 2019, 1 vehicle listed as 'Others' was reclassified as 'Vans' & 127 vehicles listed as 'Others' and 27 vehicles listed as '4x4' were reclassified as 'Cars'.

This Data is correct as of 31/01/21 and will be updated as of 28/02/2021

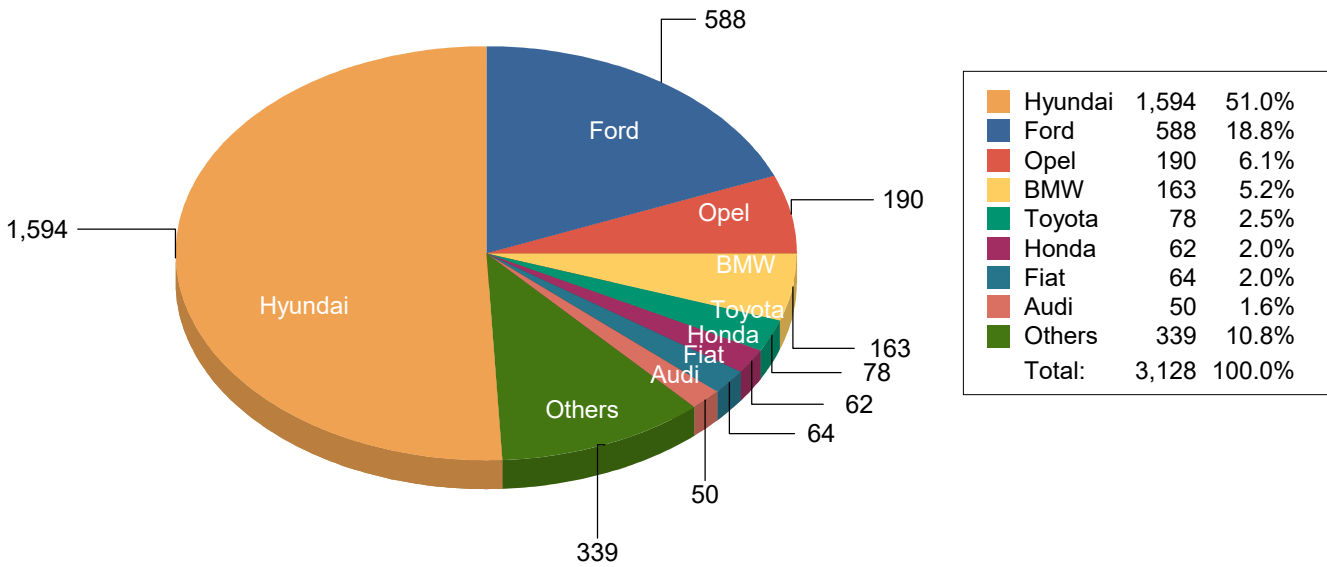


Garda Fleet Management Report as at 31/01/21

Strength of Garda Fleet, broken down by Type as at 31/01/21



Strength of Garda Fleet, broken down by Make as at 31/01/21



Following a full Fleet Category Review undertaken on August 9th 2019, 1 vehicle listed as 'Others' was reclassified as 'Vans' & 127 vehicles listed as 'Others' and 27 vehicles listed as '4x4' were reclassified as 'Cars'.

This Data is correct as of 31/01/21 and will be updated as of 28/02/2021