



# Garda Fleet Management Report as at 31/01/20

## Strength of Garda Fleet, broken down by Division & District as at 31/01/20

Division / District	Cars			Vans	Motorcycles	4 x 4	Others	Total
	Marked	Unmarked	Total	Total	Total	Total	Total	
	803	1,261	2,064	510	115	81	52	
<b>Total</b>	<b>803</b>	<b>1,261</b>	<b>2,064</b>	<b>510</b>	<b>115</b>	<b>81</b>	<b>52</b>	<b>2,822</b>
BAILIEBORO	6	4	10	3	0	0	0	13
CARRICKMACROSS	5	3	8	3	0	1	0	12
CAVAN	13	4	17	3	1	0	0	21
MONAGHAN	6	6	12	5	1	0	0	18
<b>CAVAN-MONAGHAN</b>	<b>30</b>	<b>17</b>	<b>47</b>	<b>14</b>	<b>2</b>	<b>1</b>	<b>0</b>	<b>64</b>
ENNIS	12	13	25	10	2	0	0	37
KILRUSH	4	4	8	3	0	1	0	12
<b>CLARE</b>	<b>16</b>	<b>17</b>	<b>33</b>	<b>13</b>	<b>2</b>	<b>1</b>	<b>0</b>	<b>49</b>
ANGELSEA STREET	13	44	57	15	6	1	0	79
GURRANABRAHER	5	4	9	1	1	0	1	12
MAYFIELD	3	5	8	3	1	0	4	16
TOGHER	9	5	14	1	0	0	1	16
<b>CORK CITY</b>	<b>30</b>	<b>58</b>	<b>88</b>	<b>20</b>	<b>8</b>	<b>1</b>	<b>6</b>	<b>123</b>
FERMOY	9	4	13	3	0	0	0	16
MALLOW	9	5	14	3	0	0	0	17
MIDLETON	5	6	11	6	1	0	0	18
<b>CORK NORTH</b>	<b>23</b>	<b>15</b>	<b>38</b>	<b>12</b>	<b>1</b>	<b>0</b>	<b>0</b>	<b>51</b>
BANDON	10	7	17	7	1	0	1	26
BANTRY	3	2	5	3	0	1	0	9
CLONAKILTY	5	2	7	1	0	0	0	8
MACROOM	13	2	15	1	0	2	1	19
<b>CORK WEST</b>	<b>31</b>	<b>13</b>	<b>44</b>	<b>12</b>	<b>1</b>	<b>3</b>	<b>2</b>	<b>62</b>
BLACKROCK-W	13	9	22	2	0	1	0	25
DUNLAOGHAIRE-F	16	12	28	9	0	0	1	38
<b>DMR EAST</b>	<b>29</b>	<b>21</b>	<b>50</b>	<b>11</b>	<b>0</b>	<b>1</b>	<b>1</b>	<b>63</b>
BALBRIGGAN-Y	5	6	11	1	0	0	0	12
BALLYMUN	12	19	31	5	0	1	1	38
COOLOCK-R	7	14	21	3	0	0	0	24
RAHENY-J	9	8	17	3	0	0	0	20
<b>DMR NORTH</b>	<b>33</b>	<b>47</b>	<b>80</b>	<b>12</b>	<b>0</b>	<b>1</b>	<b>1</b>	<b>94</b>
BRIDEWELL	4	3	7	3	0	0	0	10
FITZGIBBON STREET	6	8	14	4	0	2	0	20
STORE STREET	11	16	27	5	0	1	1	34
<b>DMR NORTH CENTRAL</b>	<b>21</b>	<b>27</b>	<b>48</b>	<b>12</b>	<b>0</b>	<b>3</b>	<b>1</b>	<b>64</b>
CRUMLIN-G	7	11	18	9	0	0	0	27
TALLAGHT-M	12	16	28	6	0	1	0	35
TERENURE-P	7	6	13	2	0	1	0	16
<b>DMR SOUTH</b>	<b>26</b>	<b>33</b>	<b>59</b>	<b>17</b>	<b>0</b>	<b>2</b>	<b>0</b>	<b>78</b>
DONNYBROOK-E	5	9	14	6	0	0	0	20
KEVIN STREET-A	9	17	26	4	0	0	1	31
PEARSE STREET-B	4	8	12	4	0	0	0	16
<b>DMR SOUTH CENTRAL</b>	<b>18</b>	<b>34</b>	<b>52</b>	<b>14</b>	<b>0</b>	<b>0</b>	<b>1</b>	<b>67</b>
DMR TRAFFIC-DUBLIN CASTLE	14	6	20	2	44	3	0	69
<b>DMR TRAFFIC</b>	<b>14</b>	<b>6</b>	<b>20</b>	<b>2</b>	<b>44</b>	<b>3</b>	<b>0</b>	<b>69</b>
BLANCHARDSTOWN-K	17	21	38	7	0	0	1	46
CLONDALKIN-L	5	14	19	5	0	0	0	24
LUCAN-Q	5	9	14	2	0	0	5	21
<b>DMR WEST</b>	<b>27</b>	<b>44</b>	<b>71</b>	<b>14</b>	<b>0</b>	<b>0</b>	<b>6</b>	<b>91</b>
BALLYSHANNON	12	4	16	2	0	0	1	19
BUNCRANA	6	3	9	2	2	0	0	13
LETTERKENNY	11	8	19	6	1	0	0	26
MILFORD	6	1	7	2	0	1	0	10
<b>DONEGAL</b>	<b>35</b>	<b>16</b>	<b>51</b>	<b>12</b>	<b>3</b>	<b>1</b>	<b>1</b>	<b>68</b>
BALLINASLOE	4	2	6	1	0	0	0	7
CLIFDEN	3	1	4	2	0	0	0	6
GALWAY	17	18	35	15	4	1	1	56
LOUGHREA	6	2	8	3	0	0	0	11
SALTHILL	7	1	8	2	0	0	0	10
TUAM	8	3	11	2	2	0	0	15
<b>GALWAY</b>	<b>45</b>	<b>27</b>	<b>72</b>	<b>25</b>	<b>6</b>	<b>1</b>	<b>1</b>	<b>105</b>

Following a full Fleet Category Review undertaken on August 9th 2019, 1 vehicle listed as 'Others' was reclassified as 'Vans' & 127 vehicles listed as 'Others' and 27 vehicles listed as '4x4' were reclassified as 'Cars'.

This Data is correct as of 31/01/20 and will be updated as of 29/02/2020



## Garda Fleet Management Report as at 31/01/20

KILLARNEY	6	4	10	4	0	0	0	14
LISTOWEL	7	1	8	2	0	0	0	10
TRALEE	12	9	21	6	3	1	1	32
<b>KERRY</b>	<b>25</b>	<b>14</b>	<b>39</b>	<b>12</b>	<b>3</b>	<b>1</b>	<b>1</b>	<b>56</b>
KILDARE	11	7	18	5	0	0	0	23
LEIXLIP	4	4	8	3	0	0	0	11
NAAS	10	5	15	6	1	1	0	23
<b>KILDARE</b>	<b>25</b>	<b>16</b>	<b>41</b>	<b>14</b>	<b>1</b>	<b>1</b>	<b>0</b>	<b>57</b>
CARLOW	9	5	14	6	1	1	0	22
KILKENNY	16	14	30	8	0	1	1	40
THOMASTOWN	5	12	17	5	0	0	0	22
<b>KILKENNY/CARLOW</b>	<b>30</b>	<b>31</b>	<b>61</b>	<b>19</b>	<b>1</b>	<b>2</b>	<b>1</b>	<b>84</b>
BIRR	3	2	5	2	0	0	0	7
PORTLAOISE	12	11	23	8	3	1	2	37
TULLAMORE	6	4	10	4	0	0	0	14
<b>LAOIS-OFFALY</b>	<b>21</b>	<b>17</b>	<b>38</b>	<b>14</b>	<b>3</b>	<b>1</b>	<b>2</b>	<b>58</b>
BRUFF	3	1	4	3	0	0	0	7
HENRY STREET LIMERICK	16	22	38	11	3	1	0	53
NEWCASTLEWEST	10	2	12	2	0	0	0	14
ROXBORO ROAD	5	3	8	2	0	0	2	12
<b>LIMERICK</b>	<b>34</b>	<b>28</b>	<b>62</b>	<b>18</b>	<b>3</b>	<b>1</b>	<b>2</b>	<b>86</b>
ARDEE	2	2	4	3	0	0	0	7
DROGHEDA	9	7	16	1	2	1	1	21
DUNDALK	17	6	23	5	0	0	0	28
<b>LOUTH</b>	<b>28</b>	<b>15</b>	<b>43</b>	<b>9</b>	<b>2</b>	<b>1</b>	<b>1</b>	<b>56</b>
BALLINA	5	2	7	4	0	0	0	11
BELMULLET	1	0	1	1	0	0	0	2
CASTLEBAR	5	3	8	3	1	1	1	14
CLAREMORRIS	12	4	16	3	0	0	0	19
WESTPORT	4	1	5	2	0	0	0	7
<b>MAYO</b>	<b>27</b>	<b>10</b>	<b>37</b>	<b>13</b>	<b>1</b>	<b>1</b>	<b>1</b>	<b>53</b>
ASHBOURNE	8	7	15	4	1	1	0	21
KELLS	5	2	7	2	0	0	0	9
NAVAN	5	5	10	5	0	0	0	15
TRIM	7	2	9	1	0	0	0	10
<b>MEATH</b>	<b>25</b>	<b>16</b>	<b>41</b>	<b>12</b>	<b>1</b>	<b>1</b>	<b>0</b>	<b>55</b>
CASTLEREA	6	4	10	4	0	0	3	17
GRANARD	2	2	4	2	0	0	0	6
LONGFORD	7	5	12	2	1	0	0	15
ROSCOMMON	7	4	11	5	2	0	0	18
<b>ROSCOMMON-LONGFORD</b>	<b>22</b>	<b>15</b>	<b>37</b>	<b>13</b>	<b>3</b>	<b>0</b>	<b>3</b>	<b>56</b>
BALLYMOTE	6	1	7	2	0	0	0	9
LEITRIM	9	4	13	4	1	1	0	19
SLIGO	10	11	21	8	1	0	0	30
<b>SLIGO-LEITRIM</b>	<b>25</b>	<b>16</b>	<b>41</b>	<b>14</b>	<b>2</b>	<b>1</b>	<b>0</b>	<b>58</b>
CAHIR	10	3	13	2	0	0	0	15
CLONMEL	3	4	7	3	0	0	0	10
NENAGH	5	3	8	2	0	1	0	11
THURLES	5	8	13	5	2	1	0	21
TIPPERARY	3	1	4	2	0	0	0	6
<b>TIPPERARY</b>	<b>26</b>	<b>19</b>	<b>45</b>	<b>14</b>	<b>2</b>	<b>2</b>	<b>0</b>	<b>63</b>
DUNGARVAN	11	2	13	2	0	1	0	16
TRAMORE	4	3	7	2	1	1	0	11
WATERFORD	15	9	24	10	2	1	1	38
<b>WATERFORD</b>	<b>30</b>	<b>14</b>	<b>44</b>	<b>14</b>	<b>3</b>	<b>3</b>	<b>1</b>	<b>65</b>
ATHLONE	9	3	12	2	1	1	1	17
MULLINGAR	17	23	40	13	2	0	1	56
<b>WESTMEATH</b>	<b>26</b>	<b>26</b>	<b>52</b>	<b>15</b>	<b>3</b>	<b>1</b>	<b>2</b>	<b>73</b>
ENNISCORTHY	15	8	23	2	1	1	0	27
NEW ROSS	5	3	8	2	0	0	0	10
WEXFORD	10	8	18	6	0	1	0	25
<b>WEXFORD</b>	<b>30</b>	<b>19</b>	<b>49</b>	<b>10</b>	<b>1</b>	<b>2</b>	<b>0</b>	<b>62</b>
BALTINGLASS	7	3	10	3	0	1	0	14
BRAY	11	8	19	4	1	1	0	25
WICKLOW	6	6	12	4	0	4	1	21
<b>WICKLOW</b>	<b>24</b>	<b>17</b>	<b>41</b>	<b>11</b>	<b>1</b>	<b>6</b>	<b>1</b>	<b>60</b>
NATIONAL & HEADQUARTERS UNITS	27	613	640	118	18	39	17	832
<b>NATIONAL &amp; HEADQUARTERS UNITS</b>	<b>27</b>	<b>613</b>	<b>640</b>	<b>118</b>	<b>18</b>	<b>39</b>	<b>17</b>	<b>832</b>

Following a full Fleet Category Review undertaken on August 9th 2019, 1 vehicle listed as 'Others' was reclassified as 'Vans' & 127 vehicles listed as 'Others' and 27 vehicles listed as '4x4' were reclassified as 'Cars'.

This Data is correct as of 31/01/20 and will be updated as of 29/02/2020



# Garda Fleet Management Report as at 31/01/20

## Vehicles Removed from Fleet from 01/01/20 to 31/01/20 by Type as at 31/01/20

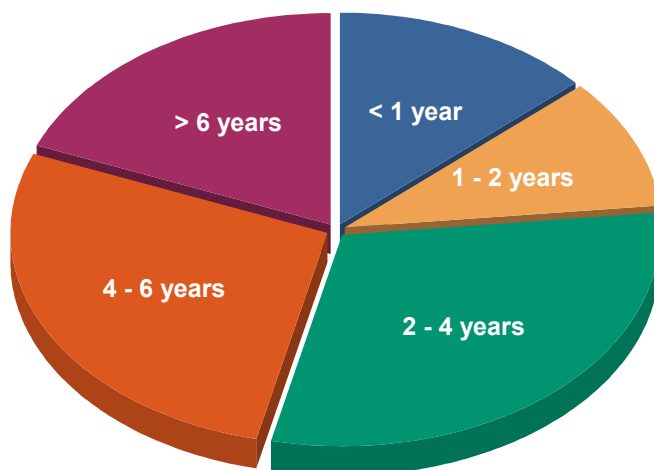
	Cars			Vans	Motorcycles	4 x 4	Others	Total
	Marked	Unmarked	Total	Total	Total	Total	Total	
<b>Total</b>	2	14	16		1		1	18
January 2020	2	14	16	0	1	0	1	18

## Vehicles Assigned to Fleet from 01/01/20 to 31/01/20 by Type as at 31/01/20

	Cars			Vans	Motorcycles	4 x 4	Others	Total
	Marked	Unmarked	Total	Total	Total	Total	Total	
<b>Total</b>		36	36	10	0	0	0	46
January 2020		36	36	10	0	0	0	46

## Strength of Garda Fleet, broken down by Age as at 31/01/20

	Cars	Vans	Motorcycles	4 x 4	Others	Total	% of Total
<b>Total</b>	2,064	510	115	81	52	2,822	100%
< 1 year	309	52	0	11	8	380	13%
1 - 2 years	174	69	12	21	5	281	10%
2 - 4 years	567	184	58	21	20	850	30%
4 - 6 years	670	77	21	2	10	780	28%
> 6 years	344	128	24	26	9	531	19%



< 1 year	380	13.5%
1 - 2 years	281	10.0%
2 - 4 years	850	30.1%
4 - 6 years	780	27.6%
> 6 years	531	18.8%
<b>Total:</b>	<b>2,822</b>	<b>100.0%</b>

Vehicle age is calculated from date of commission.

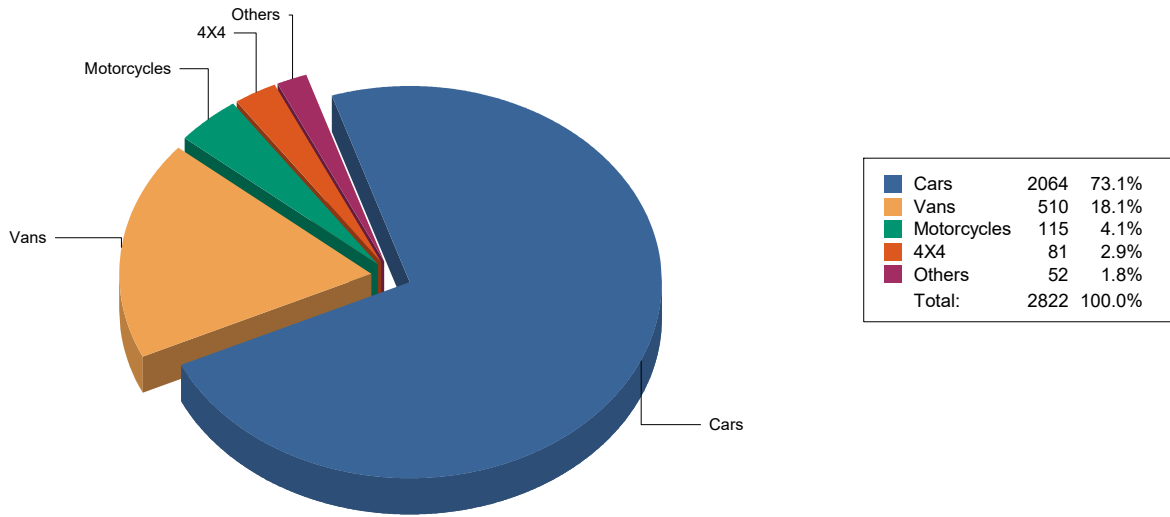
Following a full Fleet Category Review undertaken on August 9th 2019, 1 vehicle listed as 'Others' was reclassified as 'Vans' & 127 vehicles listed as 'Others' and 27 vehicles listed as '4x4' were reclassified as 'Cars'.

This Data is correct as of 31/01/20 and will be updated as of 29/02/2020

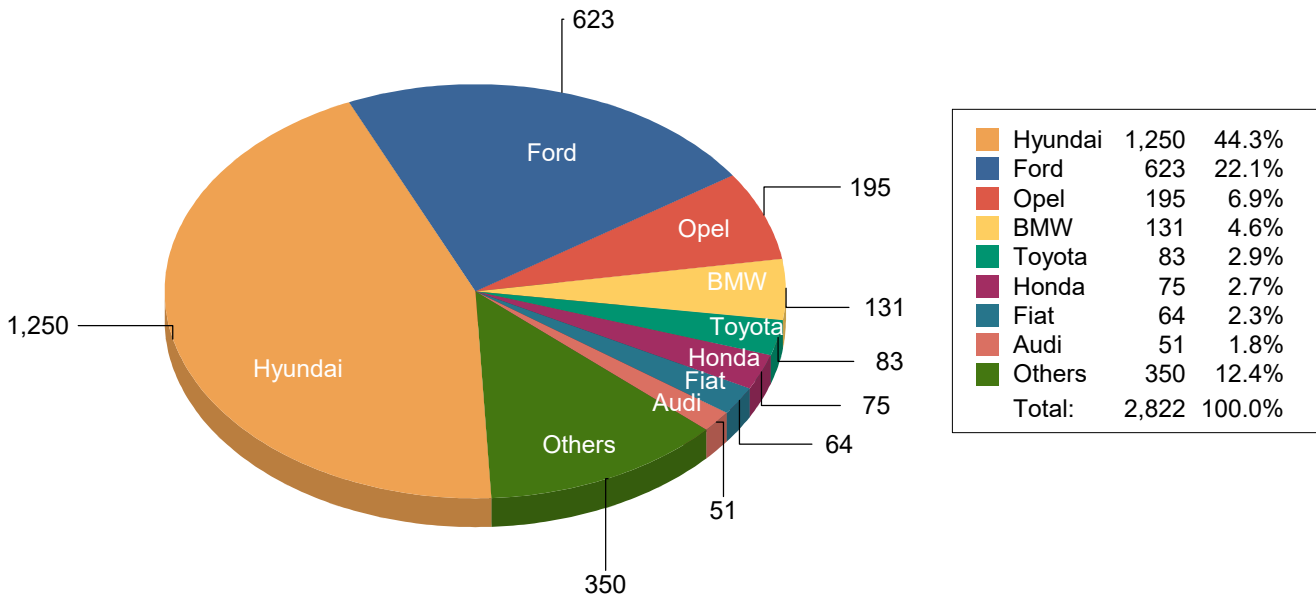


# Garda Fleet Management Report as at 31/01/20

## Strength of Garda Fleet, broken down by Type as at 31/01/20



## Strength of Garda Fleet, broken down by Make as at 31/01/20



Following a full Fleet Category Review undertaken on August 9th 2019, 1 vehicle listed as 'Others' was reclassified as 'Vans' & 127 vehicles listed as 'Others' and 27 vehicles listed as '4x4' were reclassified as 'Cars'.

This Data is correct as of 31/01/20 and will be updated as of 29/02/2020