



Garda Fleet Management Report as at 28/02/2022

Strength of Garda Fleet, broken down by Division & District as at 28/02/2022

Division / District	Cars			Vans	Motorcycles	4 x 4	Others	Total
	Marked	Unmarked	Total	Total	Total	Total	Total	
	1,024	1,372	2,396	503	128	100	54	
Total	1,024	1,372	2,396	503	128	100	54	3,181
BAILIEBORO	6	5	11	1	0	0	0	12
CARRICKMACROSS	4	2	6	2	0	3	0	11
CAVAN	14	5	19	2	2	2	0	25
MONAGHAN	7	8	15	6	2	2	0	25
CAVAN-MONAGHAN	31	20	51	11	4	7	0	73
ENNIS	14	12	26	9	2	0	0	37
KILRUSH	8	4	12	2	0	1	0	15
CLARE	22	16	38	11	2	1	0	52
ANGELSEA STREET	12	39	51	14	1	1	1	68
GURRANABRAHER	13	7	20	3	8	1	1	33
MAYFIELD	7	6	13	4	1	0	4	22
TOGHER	11	7	18	2	0	0	1	21
CORK CITY	43	59	102	23	10	2	7	144
FERMOY	9	7	16	3	1	0	0	20
MALLOW	11	7	18	2	1	0	0	21
MIDLETON	9	6	15	6	1	0	0	22
CORK NORTH	29	20	49	11	3	0	0	63
BANDON	13	11	24	6	2	0	1	33
BANTRY	5	2	7	2	0	1	0	10
CLONAKILTY	7	3	10	1	0	0	0	11
MACROOM	12	3	15	1	0	1	1	18
CORK WEST	37	19	56	10	2	2	2	72
BLACKROCK-W	25	10	35	4	0	1	0	40
DUNLAOGHAIRE-F	23	15	38	9	0	0	1	48
DMR EAST	48	25	73	13	0	1	1	88
BALBRIGGAN-Y	6	6	12	1	0	0	0	13
BALLYMUN	13	18	31	8	0	1	1	41
COOLOCK-R	8	15	23	2	0	0	0	25
RAHENY-J	12	11	23	2	0	0	0	25
DMR NORTH	39	50	89	13	0	1	1	104
BRIDEWELL	7	3	10	3	0	0	0	13
FITZGIBBON STREET	10	10	20	5	0	2	0	27
STORE STREET	18	18	36	5	0	1	1	43
DMR NORTH CENTRAL	35	31	66	13	0	3	1	83
CRUMLIN-G	10	10	20	8	0	0	0	28
TALLAGHT-M	14	18	32	5	0	1	1	39
TERENURE-P	11	8	19	2	0	1	0	22
DMR SOUTH	35	36	71	15	0	2	1	89
DONNYBROOK-E	11	7	18	7	0	0	0	25
KEVIN STREET-A	11	20	31	5	0	0	1	37
PEARSE STREET-B	9	10	19	6	0	0	0	25
DMR SOUTH CENTRAL	31	37	68	18	0	0	1	87
DMR TRAFFIC-DUBLIN CASTLE	14	4	18	3	36	2	0	59
DMR TRAFFIC	14	4	18	3	36	2	0	59
BLANCHARDSTOWN-K	18	25	43	6	0	0	1	50
CLONDALKIN-L	10	13	23	5	0	0	0	28
LUCAN-Q	10	10	20	3	0	0	5	28
DMR WEST	38	48	86	14	0	0	6	106
BALLYSHANNON	12	3	15	2	0	1	1	19
BUNCRANA	7	4	11	1	2	2	0	16
LETTERKENNY	12	9	21	8	2	3	0	34
MILFORD	6	1	7	1	0	1	0	9
DONEGAL	37	17	54	12	4	7	1	78
BALLINASLOE	4	2	6	1	0	0	0	7
CLIFDEN	4	1	5	1	0	0	0	6
GALWAY	19	29	48	14	4	1	1	68
LOUGHREA	6	2	8	3	0	0	0	11
SALTHILL	7	1	8	2	0	1	0	11
TUAM	8	4	12	1	2	0	0	15
GALWAY	48	39	87	22	6	2	1	118
KILLARNEY	9	4	13	2	0	0	0	15
LISTOWEL	9	2	11	1	0	0	0	12
TRALEE	17	10	27	8	3	1	1	40
KERRY	35	16	51	11	3	1	1	67

Following a full Fleet Category Review undertaken on August 9th 2019, 1 vehicle listed as 'Others' was reclassified as 'Vans' & 127 vehicles listed as 'Others' and 27 vehicles listed as '4x4' were reclassified as 'Cars'.

This Data is correct as of 28/02/2022 and will be updated as of 31/03/2022



Garda Fleet Management Report as at 28/02/2022

KILDARE	14	7	21	5	1	0	0	27
LEIXLIP	7	4	11	2	0	0	0	13
NAAS	11	9	20	7	1	1	1	30
KILDARE	32	20	52	14	2	1	1	70
CARLOW	15	5	20	4	1	0	0	25
KILKENNY	14	14	28	6	0	1	1	36
THOMASTOWN	7	13	20	6	0	1	0	27
THOMASTOWN R.R	1	0	1	0	0	0	0	1
KILKENNY/CARLOW	37	32	69	16	1	2	1	89
BIRR	4	2	6	1	0	0	0	7
PORTLAOISE	15	13	28	8	3	1	2	42
TULLAMORE	11	3	14	7	1	0	0	22
LAOIS-OFFALY	30	18	48	16	4	1	2	71
BRUFF	6	2	8	3	0	0	0	11
HENRY STREET LIMERICK	19	27	46	12	5	1	0	64
NEWCASTLEWEST	10	1	11	1	0	0	0	12
ROXBORO ROAD	7	3	10	2	0	0	3	15
LIMERICK	42	33	75	18	5	1	3	102
ARDEE	4	3	7	3	0	0	0	10
DROGHEDA	10	7	17	4	2	1	1	25
DUNDALK	20	7	27	7	0	2	0	36
LOUTH	34	17	51	14	2	3	1	71
BALLINA	7	2	9	3	0	0	0	12
BELMULLET	2	0	2	0	0	1	0	3
CASTLEBAR	3	6	9	3	2	0	1	15
CLAREMORRIS	18	5	23	3	0	0	0	26
WESTPORT	5	1	6	2	0	0	0	8
MAYO	35	14	49	11	2	1	1	64
ASHBOURNE	15	5	20	2	2	1	0	25
KELLS	6	1	7	1	0	0	0	8
NAVAN	9	7	16	5	0	0	0	21
TRIM	8	2	10	2	0	0	0	12
MEATH	38	15	53	10	2	1	0	66
CASTLEREA	8	3	11	3	0	1	3	18
GRANARD	4	1	5	1	0	0	0	6
LONGFORD	7	3	10	2	1	0	0	13
ROSCOMMON	8	7	15	5	2	0	0	22
ROSCOMMON-LONGFORD	27	14	41	11	3	1	3	59
BALLYMOTE	6	2	8	1	1	1	0	11
LEITRIM	10	4	14	4	1	2	0	21
SLIGO	12	7	19	5	1	0	0	25
SLIGO-LEITRIM	28	13	41	10	3	3	0	57
CAHIR	12	4	16	1	2	1	0	20
CLONMEL	5	3	8	2	0	0	0	10
NENAGH	6	4	10	1	0	0	0	11
THURLES	8	8	16	6	2	1	0	25
TIPPERARY	3	3	6	2	0	0	0	8
TIPPERARY	34	22	56	12	4	2	0	74
DUNGARVAN	11	2	13	2	0	1	0	16
TRAMORE	6	2	8	2	1	1	0	12
WATERFORD	18	12	30	10	2	1	1	44
WATERFORD	35	16	51	14	3	3	1	72
ATHLONE	14	4	18	1	2	1	0	22
MULLINGAR	19	22	41	9	0	0	1	51
WESTMEATH	33	26	59	10	2	1	1	73
ENNISCORTHY	14	6	20	2	1	1	0	24
NEW ROSS	4	4	8	2	0	0	0	10
WEXFORD	11	10	21	4	1	1	0	27
WEXFORD	29	20	49	8	2	2	0	61
BALTINGLASS	9	3	12	3	0	1	0	16
BRAY	14	6	20	3	2	1	0	26
WICKLOW	9	9	18	4	0	4	1	27
WICKLOW	32	18	50	10	2	6	1	69
NATIONAL & HEADQUARTERS UNITS	36	657	693	129	21	41	16	900
NATIONAL & HEADQUARTERS UNITS	36	657	693	129	21	41	16	900

Following a full Fleet Category Review undertaken on August 9th 2019, 1 vehicle listed as 'Others' was reclassified as 'Vans' & 127 vehicles listed as 'Others' and 27 vehicles listed as '4x4' were reclassified as 'Cars'.

This Data is correct as of 28/02/2022 and will be updated as of 31/03/2022



Garda Fleet Management Report as at 28/02/2022

Vehicles Removed from Fleet from 01/02/2022 to 28/02/2022 by Type as at 28/02/2022

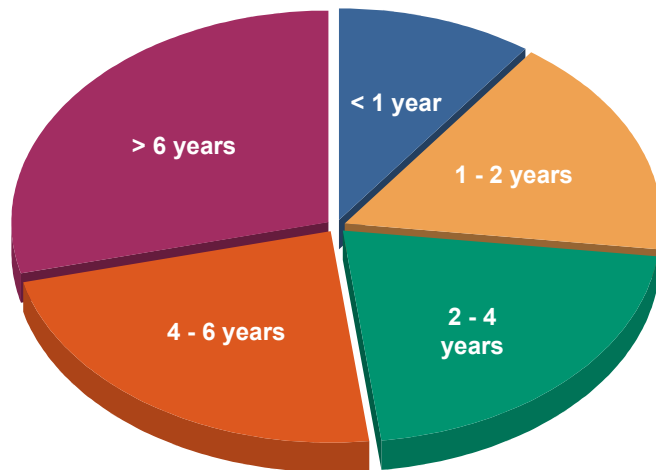
	Cars			Vans	Motorcycles	4 x 4	Others	Total
	Marked	Unmarked	Total	Total	Total	Total	Total	
Total	19	17	36	8		1		45
February 2022	19	17	36	8	0	1	0	45

Vehicles Assigned to Fleet from 01/02/2022 to 28/02/2022 by Type as at 28/02/2022

	Cars			Vans	Motorcycles	4 x 4	Others	Total
	Marked	Unmarked	Total	Total	Total	Total	Total	
Total	1	4	5	3	0	0	0	8
February 2022	1	4	5	3	0	0	0	8

Strength of Garda Fleet, broken down by Age as at 28/02/2022

	Cars	Vans	Motorcycles	4 x 4	Others	Total	% of Total
Total	2,396	503	128	100	54	3,181	100%
< 1 year	242	56	1	18	1	318	10%
1 - 2 years	491	14	26	7	4	542	17%
2 - 4 years	499	119	12	24	13	667	21%
4 - 6 years	477	180	34	28	20	739	23%
> 6 years	687	134	55	23	16	915	29%



< 1 year	318	10.0%
1 - 2 years	542	17.0%
2 - 4 years	667	21.0%
4 - 6 years	739	23.2%
> 6 years	915	28.8%
Total:	3,181	100.0%

Vehicle age is calculated from date of commission.

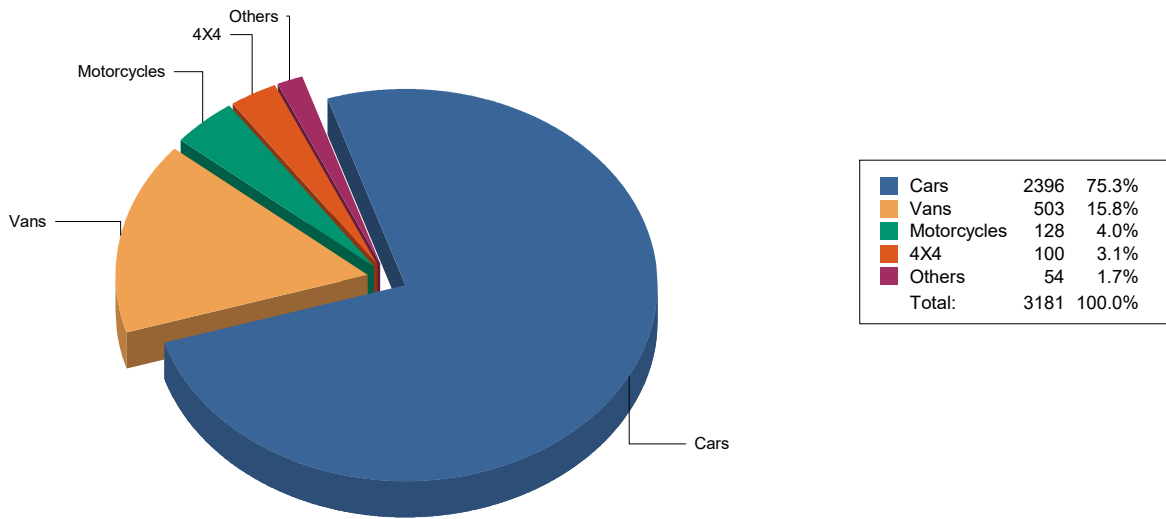
Following a full Fleet Category Review undertaken on August 9th 2019, 1 vehicle listed as 'Others' was reclassified as 'Vans' & 127 vehicles listed as 'Others' and 27 vehicles listed as '4x4' were reclassified as 'Cars'.

This Data is correct as of 28/02/2022 and will be updated as of 31/03/2022

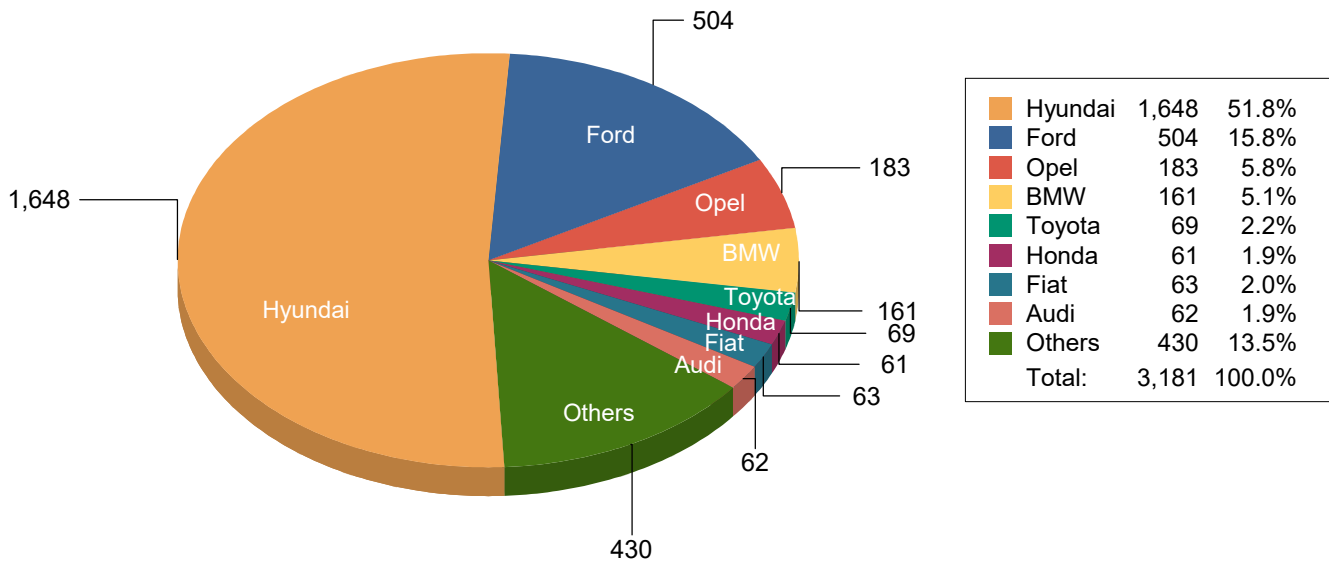


Garda Fleet Management Report as at 28/02/2022

Strength of Garda Fleet, broken down by Type as at 28/02/2022



Strength of Garda Fleet, broken down by Make as at 28/02/2022



Following a full Fleet Category Review undertaken on August 9th 2019, 1 vehicle listed as 'Others' was reclassified as 'Vans' & 127 vehicles listed as 'Others' and 27 vehicles listed as '4x4' were reclassified as 'Cars'.

This Data is correct as of 28/02/2022 and will be updated as of 31/03/2022