



# Garda Fleet Management Report as at 28/02/2023

## Strength of Garda Fleet, broken down by Division & District as at 28/02/2023

Division / District	Cars			Vans	Motorcycles	4 x 4	Others	Total
	Marked	Unmarked	Total	Total	Total	Total	Total	
	1,048	1,534	2,582	518	129	100	53	
<b>Total</b>	<b>1,048</b>	<b>1,534</b>	<b>2,582</b>	<b>518</b>	<b>129</b>	<b>100</b>	<b>53</b>	<b>3,382</b>
BAILIEBORO	6	6	12	1	0	0	0	13
CARRICKMACROSS	7	2	9	2	0	3	0	14
CAVAN	13	4	17	3	2	2	0	24
MONAGHAN	8	7	15	6	2	2	0	25
<b>CAVAN-MONAGHAN</b>	<b>34</b>	<b>19</b>	<b>53</b>	<b>12</b>	<b>4</b>	<b>7</b>	<b>0</b>	<b>76</b>
ENNIS	15	9	24	9	1	0	0	34
KILRUSH	8	4	12	2	0	1	0	15
<b>CLARE</b>	<b>23</b>	<b>13</b>	<b>36</b>	<b>11</b>	<b>1</b>	<b>1</b>	<b>0</b>	<b>49</b>
ANGELSEA STREET	12	44	56	14	1	1	1	73
GURRANABRAHER	14	5	19	3	8	1	1	32
MAYFIELD	7	6	13	3	1	0	3	20
TOGHER	14	8	22	2	0	0	1	25
<b>CORK CITY</b>	<b>47</b>	<b>63</b>	<b>110</b>	<b>22</b>	<b>10</b>	<b>2</b>	<b>6</b>	<b>150</b>
FERMOY	11	7	18	4	1	0	0	23
MALLOW	11	6	17	2	1	0	0	20
MIDLETON	10	6	16	6	1	0	0	23
<b>CORK NORTH</b>	<b>32</b>	<b>19</b>	<b>51</b>	<b>12</b>	<b>3</b>	<b>0</b>	<b>0</b>	<b>66</b>
BANDON	14	13	27	7	2	0	1	37
BANTRY	5	3	8	2	0	1	0	11
CLONAKILTY	7	3	10	2	0	0	0	12
MACROOM	14	4	18	1	0	1	1	21
<b>CORK WEST</b>	<b>40</b>	<b>23</b>	<b>63</b>	<b>12</b>	<b>2</b>	<b>2</b>	<b>2</b>	<b>81</b>
BLACKROCK-W	20	14	34	4	0	1	0	39
DUNLAOGHAIRE-F	16	13	29	10	0	0	1	40
<b>DMR EAST</b>	<b>36</b>	<b>27</b>	<b>63</b>	<b>14</b>	<b>0</b>	<b>1</b>	<b>1</b>	<b>79</b>
BALBRIGGAN-Y	6	7	13	1	0	0	0	14
BALLYMUN	14	21	35	9	0	1	1	46
COOLOCK-R	9	16	25	3	0	0	0	28
RAHENY-J	12	14	26	2	0	0	0	28
<b>DMR NORTH</b>	<b>41</b>	<b>58</b>	<b>99</b>	<b>15</b>	<b>0</b>	<b>1</b>	<b>1</b>	<b>116</b>
BRIDEWELL	7	4	11	2	0	0	0	13
FITZGIBBON STREET	12	10	22	5	0	2	0	29
STORE STREET	17	17	34	6	0	1	1	42
<b>DMR NORTH CENTRAL</b>	<b>36</b>	<b>31</b>	<b>67</b>	<b>13</b>	<b>0</b>	<b>3</b>	<b>1</b>	<b>84</b>
CRUMLIN-G	11	10	21	8	0	0	0	29
TALLAGHT-M	14	18	32	5	0	1	1	39
TERENURE-P	11	8	19	2	0	1	0	22
<b>DMR SOUTH</b>	<b>36</b>	<b>36</b>	<b>72</b>	<b>15</b>	<b>0</b>	<b>2</b>	<b>1</b>	<b>90</b>
DONNYBROOK-E	12	7	19	7	0	0	0	26
KEVIN STREET-A	11	20	31	5	0	0	1	37
PEARSE STREET-B	8	10	18	7	0	0	0	25
<b>DMR SOUTH CENTRAL</b>	<b>31</b>	<b>37</b>	<b>68</b>	<b>19</b>	<b>0</b>	<b>0</b>	<b>1</b>	<b>88</b>
DMR TRAFFIC-DUBLIN CASTLE	14	5	19	3	34	2	0	58
<b>DMR TRAFFIC</b>	<b>14</b>	<b>5</b>	<b>19</b>	<b>3</b>	<b>34</b>	<b>2</b>	<b>0</b>	<b>58</b>
BLANCHARDSTOWN-K	15	28	43	5	0	0	1	49
CLONDALKIN-L	12	13	25	5	0	0	0	30
LUCAN-Q	11	12	23	3	0	0	5	31
<b>DMR WEST</b>	<b>38</b>	<b>53</b>	<b>91</b>	<b>13</b>	<b>0</b>	<b>0</b>	<b>6</b>	<b>110</b>
BALLYSHANNON	6	3	9	2	1	2	1	15
BUNCRANA	6	5	11	1	1	2	0	15
LETTERKENNY	15	10	25	7	2	2	0	36
MILFORD	8	4	12	3	0	1	0	16
<b>DONEGAL</b>	<b>35</b>	<b>22</b>	<b>57</b>	<b>13</b>	<b>4</b>	<b>7</b>	<b>1</b>	<b>82</b>
BALLINASLOE	4	1	5	1	0	0	0	6
CLIFDEN	4	1	5	1	0	0	0	6
GALWAY	26	31	57	18	4	1	1	81
LOUGHREA	6	2	8	3	0	0	0	11
SALTHILL	5	1	6	2	0	1	0	9
TUAM	7	2	9	1	2	0	0	12
<b>GALWAY</b>	<b>52</b>	<b>38</b>	<b>90</b>	<b>26</b>	<b>6</b>	<b>2</b>	<b>1</b>	<b>125</b>

Following a full Fleet Category Review undertaken on August 9th 2019, 1 vehicle listed as 'Others' was reclassified as 'Vans' & 127 vehicles listed as 'Others' and 27 vehicles listed as '4x4' were reclassified as 'Cars'.

This Data is correct as of 28/02/2023 and will be updated as of 31/03/2023



## Garda Fleet Management Report as at 28/02/2023

KILLARNEY	8	4	12	3	0	0	0	15
LISTOWEL	10	2	12	1	0	0	0	13
TRALEE	18	11	29	8	3	1	1	42
<b>KERRY</b>	<b>36</b>	<b>17</b>	<b>53</b>	<b>12</b>	<b>3</b>	<b>1</b>	<b>1</b>	<b>70</b>
KILDARE	14	8	22	4	1	0	0	27
LEIXLIP	7	4	11	2	0	0	0	13
NAAS	13	11	24	7	1	1	1	34
<b>KILDARE</b>	<b>34</b>	<b>23</b>	<b>57</b>	<b>13</b>	<b>2</b>	<b>1</b>	<b>1</b>	<b>74</b>
CARLOW	15	5	20	5	1	0	0	26
KILKENNY	14	15	29	5	0	1	1	36
THOMASTOWN	8	14	22	6	0	1	0	29
<b>KILKENNY/CARLOW</b>	<b>37</b>	<b>34</b>	<b>71</b>	<b>16</b>	<b>1</b>	<b>2</b>	<b>1</b>	<b>91</b>
BIRR	4	2	6	1	0	0	0	7
PORTLAOISE	16	12	28	7	3	1	2	41
TULLAMORE	10	2	12	5	1	0	0	18
<b>LAOIS-OFFALY</b>	<b>30</b>	<b>16</b>	<b>46</b>	<b>13</b>	<b>4</b>	<b>1</b>	<b>2</b>	<b>66</b>
BRUFF	6	2	8	3	0	0	0	11
HENRY STREET LIMERICK	23	30	53	11	5	1	0	70
NEWCASTLEWEST	10	1	11	1	0	0	0	12
ROXBORO ROAD	7	3	10	2	0	0	3	15
<b>LIMERICK</b>	<b>46</b>	<b>36</b>	<b>82</b>	<b>17</b>	<b>5</b>	<b>1</b>	<b>3</b>	<b>108</b>
ARDEE	4	3	7	3	0	0	0	10
DROGHEDA	13	9	22	3	2	1	1	29
DUNDALK	21	10	31	6	0	2	0	39
<b>LOUTH</b>	<b>38</b>	<b>22</b>	<b>60</b>	<b>12</b>	<b>2</b>	<b>3</b>	<b>1</b>	<b>78</b>
BALLINA	7	3	10	3	0	0	0	13
BELMULLET	1	0	1	0	0	1	0	2
CASTLEBAR	3	6	9	3	2	0	1	15
CLAREMORRIS	20	6	26	2	0	0	0	28
WESTPORT	5	2	7	3	0	0	0	10
<b>MAYO</b>	<b>36</b>	<b>17</b>	<b>53</b>	<b>11</b>	<b>2</b>	<b>1</b>	<b>1</b>	<b>68</b>
ASHBOURNE	13	6	19	2	2	1	0	24
KELLS	6	2	8	1	0	0	0	9
NAVAN	9	8	17	5	0	0	0	22
TRIM	6	2	8	2	0	0	0	10
<b>MEATH</b>	<b>34</b>	<b>18</b>	<b>52</b>	<b>10</b>	<b>2</b>	<b>1</b>	<b>0</b>	<b>65</b>
CASTLEREA	7	4	11	3	0	1	3	18
GRANARD	4	1	5	1	0	0	0	6
LONGFORD	8	4	12	2	1	0	0	15
ROSCOMMON	8	9	17	5	2	0	0	24
<b>ROSCOMMON-LONGFORD</b>	<b>27</b>	<b>18</b>	<b>45</b>	<b>11</b>	<b>3</b>	<b>1</b>	<b>3</b>	<b>63</b>
BALLYMOTE	9	3	12	1	1	1	0	15
LEITRIM	10	5	15	3	1	2	0	21
SLIGO	11	7	18	6	1	0	0	25
<b>SLIGO-LEITRIM</b>	<b>30</b>	<b>15</b>	<b>45</b>	<b>10</b>	<b>3</b>	<b>3</b>	<b>0</b>	<b>61</b>
CAHIR	12	4	16	1	2	1	0	20
CLONMEL	3	3	6	3	0	0	0	9
NENAGH	8	4	12	1	0	0	0	13
THURLES	9	9	18	7	2	1	0	28
TIPPERARY	4	4	8	2	0	0	0	10
<b>TIPPERARY</b>	<b>36</b>	<b>24</b>	<b>60</b>	<b>14</b>	<b>4</b>	<b>2</b>	<b>0</b>	<b>80</b>
DUNGARVAN	11	3	14	2	0	1	0	17
TRAMORE	6	3	9	3	1	1	0	14
WATERFORD	18	13	31	9	2	1	1	44
<b>WATERFORD</b>	<b>35</b>	<b>19</b>	<b>54</b>	<b>14</b>	<b>3</b>	<b>3</b>	<b>1</b>	<b>75</b>
ATHLONE	13	6	19	1	2	1	0	23
MULLINGAR	15	20	35	9	0	0	1	45
<b>WESTMEATH</b>	<b>28</b>	<b>26</b>	<b>54</b>	<b>10</b>	<b>2</b>	<b>1</b>	<b>1</b>	<b>68</b>
ENNISCORTHY	12	7	19	2	1	1	0	23
NEW ROSS	4	4	8	2	0	0	0	10
WEXFORD	12	14	26	4	1	1	0	32
<b>WEXFORD</b>	<b>28</b>	<b>25</b>	<b>53</b>	<b>8</b>	<b>2</b>	<b>2</b>	<b>0</b>	<b>65</b>
BALTINGLASS	8	4	12	3	0	1	0	16
BRAY	14	7	21	4	2	1	0	28
WICKLOW	7	8	15	4	0	4	1	24
<b>WICKLOW</b>	<b>29</b>	<b>19</b>	<b>48</b>	<b>11</b>	<b>2</b>	<b>6</b>	<b>1</b>	<b>68</b>
NATIONAL & HEADQUARTERS UNITS	49	761	810	136	25	41	16	1,028
<b>NATIONAL &amp; HEADQUARTERS UNITS</b>	<b>49</b>	<b>761</b>	<b>810</b>	<b>136</b>	<b>25</b>	<b>41</b>	<b>16</b>	<b>1,028</b>

Following a full Fleet Category Review undertaken on August 9th 2019, 1 vehicle listed as 'Others' was reclassified as 'Vans' & 127 vehicles listed as 'Others' and 27 vehicles listed as '4x4' were reclassified as 'Cars'.

This Data is correct as of 28/02/2023 and will be updated as of 31/03/2023



# Garda Fleet Management Report as at 28/02/2023

## Vehicles Removed from Fleet from 01/01/2023 to 28/02/2023 by Type as at 28/02/2023

	Cars			Vans	Motorcycles	4 x 4	Others	Total
	Marked	Unmarked	Total	Total	Total	Total	Total	
<b>Total</b>								

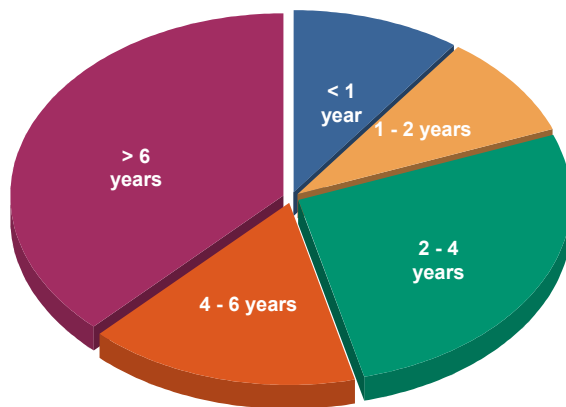
## Vehicles Assigned to Fleet from 01/01/2023 to 28/02/2023 by Type as at 28/02/2023

	Cars			Vans	Motorcycles	4 x 4	Others	Total
	Marked	Unmarked	Total	Total	Total	Total	Total	
<b>Total</b>	21	44	65	4	0	1	0	70
January 2023	8	28	36	2	0	0	0	38
February 2023	13	16	29	2	0	1	0	32

## Strength of Garda Fleet, broken down by Age as at 28/02/2023

	Cars	Vans	Motorcycles	4 x 4	Others	Total	% of Total
<b>Total</b>	2,582	518	129	100	53	3,382	100%
<b>&lt; 1 year</b>	302	29	1	2		334	10%
<b>1 - 2 years</b>	241	56	1	18	1	317	9%
<b>2 - 4 years</b>	785	63	26	19	11	904	27%
<b>4 - 6 years</b>	379	115	12	32	10	548	16%
<b>&gt; 6 years</b>	875	255	89	29	31	1,279	38%

Vehicle age is calculated from date of commission.



< 1 year	334	9.9%
1 - 2 years	317	9.4%
2 - 4 years	904	26.7%
4 - 6 years	548	16.2%
> 6 years	1,279	37.8%
<b>Total:</b>	<b>3,382</b>	<b>100.0%</b>

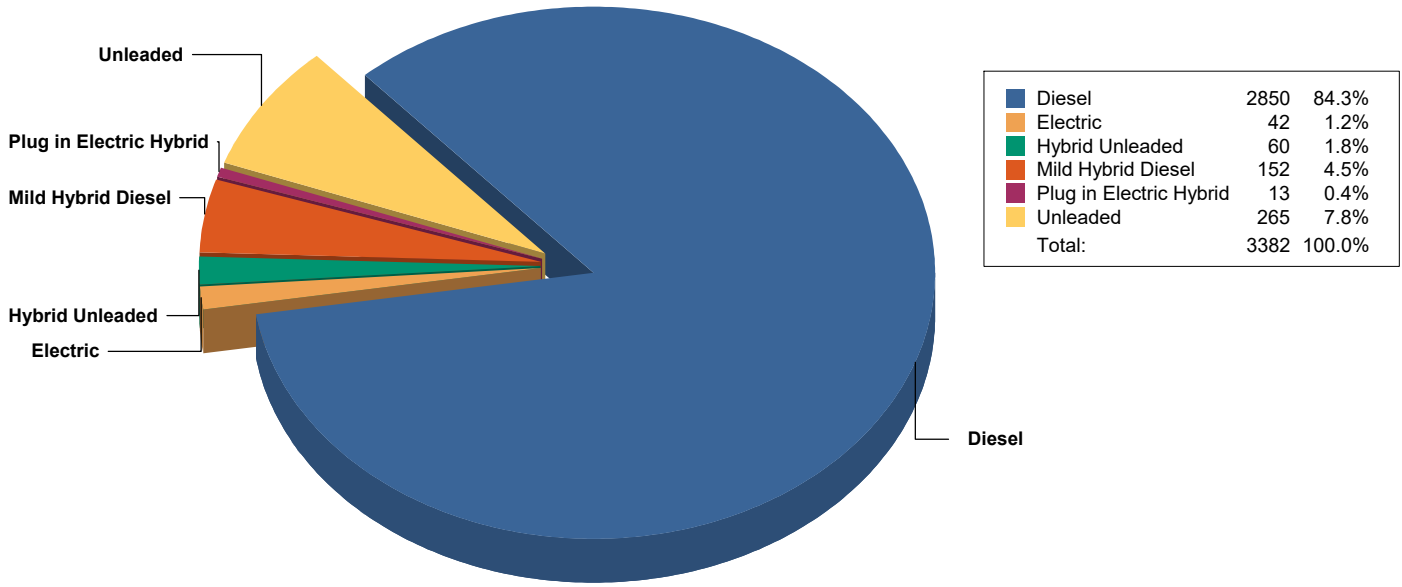
Following a full Fleet Category Review undertaken on August 9th 2019, 1 vehicle listed as 'Others' was reclassified as 'Vans' & 127 vehicles listed as 'Others' and 27 vehicles listed as '4x4' were reclassified as 'Cars'.

This Data is correct as of 28/02/2023 and will be updated as of 31/03/2023



# Garda Fleet Management Report as at 28/02/2023

## Strength of Garda Fleet, broken down by Fuel Type as at 28/02/2023



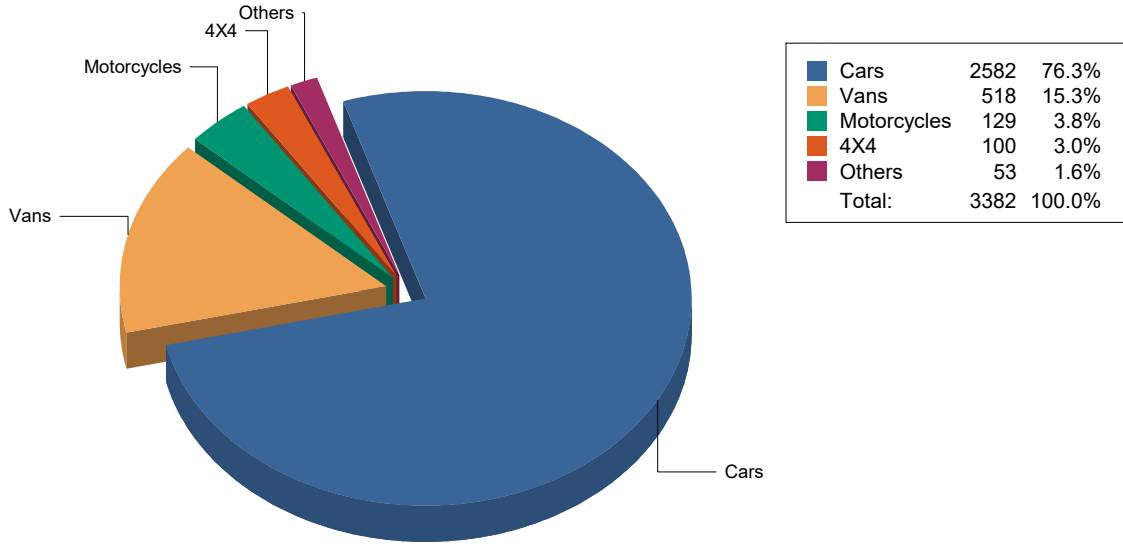
Following a full Fleet Category Review undertaken on August 9th 2019, 1 vehicle listed as 'Others' was reclassified as 'Vans' & 127 vehicles listed as 'Others' and 27 vehicles listed as '4x4' were reclassified as 'Cars'.

This Data is correct as of 28/02/2023 and will be updated as of 31/03/2023

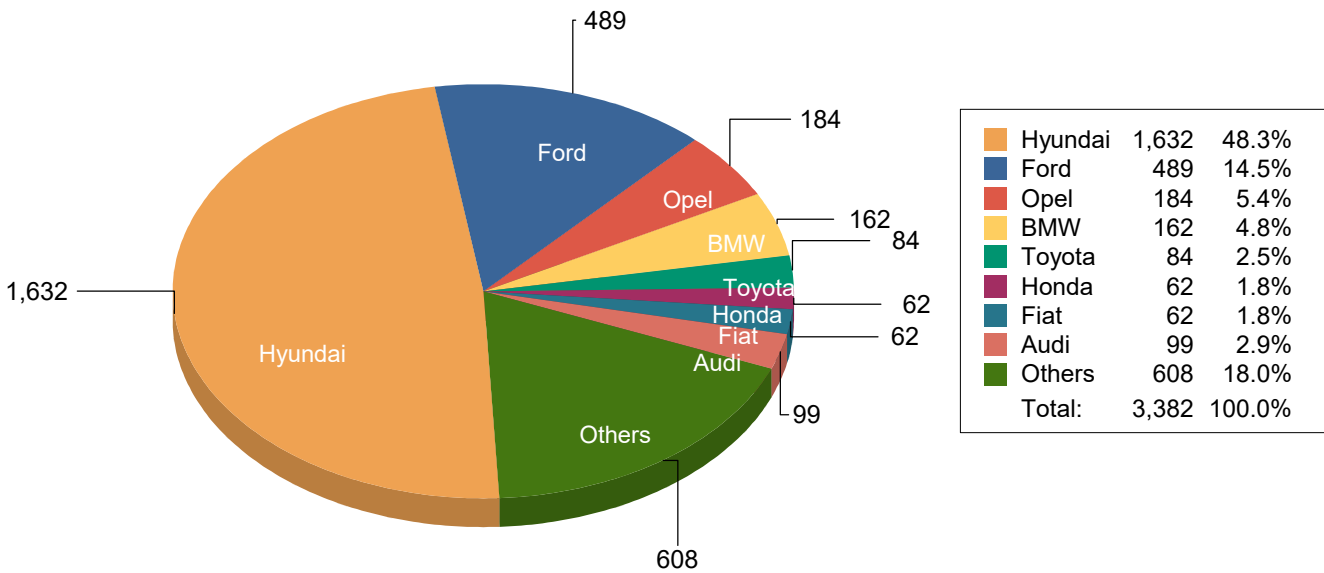


# Garda Fleet Management Report as at 28/02/2023

## Strength of Garda Fleet, broken down by Type as at 28/02/2023



## Strength of Garda Fleet, broken down by Make as at 28/02/2023



Following a full Fleet Category Review undertaken on August 9th 2019, 1 vehicle listed as 'Others' was reclassified as 'Vans' & 127 vehicles listed as 'Others' and 27 vehicles listed as '4x4' were reclassified as 'Cars'.

This Data is correct as of 28/02/2023 and will be updated as of 31/03/2023