



Garda Fleet Management Report as at 28/02/21

Strength of Garda Fleet, broken down by Division & District as at 28/02/21

Division / District	Cars			Vans	Motorcycles	4 x 4	Others	Total
	Marked	Unmarked	Total	Total	Total	Total	Total	
	981	1,396	2,377	488	127	87	53	
Total	981	1,396	2,377	488	127	87	53	3,132
BAILIEBORO	6	6	12	2	0	0	0	14
CARRICKMACROSS	4	3	7	2	0	1	0	10
CAVAN	14	5	19	2	2	0	0	23
MONAGHAN	7	9	16	5	2	0	0	23
CAVAN-MONAGHAN	31	23	54	11	4	1	0	70
ENNIS	14	16	30	8	2	0	0	40
KILRUSH	7	4	11	2	0	1	0	14
CLARE	21	20	41	10	2	1	0	54
ANGELSEA STREET	11	42	53	13	1	1	1	69
GURRANABRAHER	12	10	22	4	8	1	1	36
MAYFIELD	5	5	10	2	1	0	4	17
TOGHER	11	5	16	1	0	0	1	18
CORK CITY	39	62	101	20	10	2	7	140
FERMOY	11	8	19	2	1	0	0	22
MALLOW	9	6	15	2	1	0	0	18
MIDLETON	10	6	16	6	1	0	0	23
CORK NORTH	30	20	50	10	3	0	0	63
BANDON	11	10	21	7	1	0	1	30
BANTRY	4	3	7	3	0	1	0	11
CLONAKILTY	5	3	8	1	0	0	0	9
MACROOM	12	2	14	1	0	2	1	18
CORK WEST	32	18	50	12	1	3	2	68
BLACKROCK-W	20	10	30	3	0	1	0	34
DUNLAOGHAIRE-F	19	14	33	9	0	0	1	43
DMR EAST	39	24	63	12	0	1	1	77
BALBRIGGAN-Y	5	7	12	1	0	0	0	13
BALLYMUN	11	21	32	7	0	1	1	41
COOLOCK-R	8	16	24	3	0	0	0	27
RAHENY-J	11	11	22	3	0	0	0	25
DMR NORTH	35	55	90	14	0	1	1	106
BRIDEWELL	6	3	9	2	0	0	0	11
FITZGIBBON STREET	11	9	20	5	0	2	0	27
STORE STREET	16	19	35	5	0	1	1	42
DMR NORTH CENTRAL	33	31	64	12	0	3	1	80
CRUMLIN-G	10	11	21	8	0	0	0	29
TALLAGHT-M	13	19	32	6	0	1	1	40
TERENURE-P	11	8	19	2	0	1	0	22
DMR SOUTH	34	38	72	16	0	2	1	91
DONNYBROOK-E	9	9	18	6	0	0	0	24
KEVIN STREET-A	10	21	31	4	0	0	1	36
PEARSE STREET-B	7	10	17	6	0	0	0	23
DMR SOUTH CENTRAL	26	40	66	16	0	0	1	83
DMR TRAFFIC-DUBLIN CASTLE	12	6	18	2	47	2	0	69
DMR TRAFFIC	12	6	18	2	47	2	0	69
BLANCHARDSTOWN-K	16	24	40	6	0	0	1	47
CLONDALKIN-L	10	15	25	4	0	0	0	29
LUCAN-Q	9	10	19	3	0	0	5	27
DMR WEST	35	49	84	13	0	0	6	103
BALLYSHANNON	12	4	16	2	0	0	1	19
BUNCRANA	9	3	12	1	2	0	0	15
LETTERKENNY	11	11	22	8	2	0	0	32
MILFORD	6	2	8	2	0	1	0	11
DONEGAL	38	20	58	13	4	1	1	77
BALLINASLOE	5	2	7	1	0	0	0	8
CLIFDEN	4	1	5	2	0	0	0	7
GALWAY	21	28	49	13	4	1	1	68
LOUGHREA	8	2	10	3	0	0	0	13
SALTHILL	8	3	11	2	0	0	0	13
TUAM	9	4	13	1	2	0	0	16
GALWAY	55	40	95	22	6	1	1	125

Following a full Fleet Category Review undertaken on August 9th 2019, 1 vehicle listed as 'Others' was reclassified as 'Vans' & 127 vehicles listed as 'Others' and 27 vehicles listed as '4x4' were reclassified as 'Cars'.

This Data is correct as of 28/02/21 and will be updated as of 31/03/2021



Garda Fleet Management Report as at 28/02/21

KILLARNEY	8	4	12	3	0	0	0	15
LISTOWEL	10	2	12	2	0	0	0	14
TRALEE	14	12	26	7	3	1	1	38
KERRY	32	18	50	12	3	1	1	67
KILDARE	14	7	21	5	1	0	0	27
LEIXLIP	7	5	12	3	0	0	0	15
NAAS	10	7	17	6	1	1	0	25
KILDARE	31	19	50	14	2	1	0	67
CARLOW	15	6	21	5	1	1	0	28
KILKENNY	15	15	30	8	0	1	1	40
THOMASTOWN	7	12	19	6	0	0	0	25
KILKENNY/CARLOW	37	33	70	19	1	2	1	93
BIRR	4	2	6	1	0	0	0	7
PORTLAOISE	15	14	29	8	3	2	2	44
TULLAMORE	8	5	13	3	1	0	0	17
LAOIS-OFFALY	27	21	48	12	4	2	2	68
BRUFF	4	2	6	3	0	0	0	9
HENRY STREET LIMERICK	20	24	44	10	5	1	0	60
NEWCASTLEWEST	12	2	14	2	0	0	0	16
ROXBORO ROAD	7	3	10	3	0	0	3	16
LIMERICK	43	31	74	18	5	1	3	101
ARDEE	4	3	7	3	0	0	0	10
DROGHEDA	10	7	17	3	2	1	1	24
DUNDALK	20	9	29	5	0	0	0	34
LOUTH	34	19	53	11	2	1	1	68
BALLINA	6	2	8	3	0	0	0	11
BELMULLET	3	0	3	1	0	1	0	5
CASTLEBAR	4	7	11	4	2	0	1	18
CLAREMORRIS	16	5	21	3	0	0	0	24
WESTPORT	4	1	5	2	0	0	0	7
MAYO	33	15	48	13	2	1	1	65
ASHBOURNE	13	8	21	4	2	1	0	28
KELLS	5	1	6	1	0	0	0	7
NAVAN	9	7	16	5	0	0	0	21
TRIM	7	3	10	1	0	0	0	11
MEATH	34	19	53	11	2	1	0	67
CASTLEREA	7	4	11	4	0	1	3	19
GRANARD	4	2	6	1	0	0	0	7
LONGFORD	8	5	13	2	1	0	0	16
ROSCOMMON	8	9	17	5	2	0	0	24
ROSCOMMON-LONGFORD	27	20	47	12	3	1	3	66
BALLYMOTE	6	1	7	2	0	0	0	9
LEITRIM	11	4	15	4	1	1	0	21
SLIGO	11	8	19	6	2	0	0	27
SLIGO-LEITRIM	28	13	41	12	3	1	0	57
CAHIR	11	5	16	1	2	1	0	20
CLONMEL	4	5	9	2	0	0	0	11
NENAGH	8	3	11	2	0	0	0	13
THURLES	7	9	16	5	2	1	0	24
TIPPERARY	3	4	7	2	0	0	0	9
TIPPERARY	33	26	59	12	4	2	0	77
DUNGARVAN	11	2	13	2	0	1	0	16
TRAMORE	6	3	9	2	1	1	0	13
WATERFORD	19	11	30	11	2	1	1	45
WATERFORD	36	16	52	15	3	3	1	74
ATHLONE	11	5	16	2	2	1	0	21
MULLINGAR	21	23	44	9	0	0	1	54
WESTMEATH	32	28	60	11	2	1	1	75
ENNISCORTHY	15	8	23	2	1	1	0	27
NEW ROSS	4	4	8	2	0	0	0	10
WEXFORD	11	10	21	5	1	1	0	28
WEXFORD	30	22	52	9	2	2	0	65
BALTINGLASS	8	3	11	3	0	1	0	15
BRAY	14	7	21	4	2	1	0	28
WICKLOW	9	8	17	4	0	4	1	26
WICKLOW	31	18	49	11	2	6	1	69
NATIONAL & HEADQUARTERS UNITS	33	632	665	113	10	43	16	847
NATIONAL & HEADQUARTERS UNITS	33	632	665	113	10	43	16	847

Following a full Fleet Category Review undertaken on August 9th 2019, 1 vehicle listed as 'Others' was reclassified as 'Vans' & 127 vehicles listed as 'Others' and 27 vehicles listed as '4x4' were reclassified as 'Cars'.

This Data is correct as of 28/02/21 and will be updated as of 31/03/2021



Garda Fleet Management Report as at 28/02/21

Vehicles Removed from Fleet from 01/02/21 to 28/02/21 by Type as at 28/02/21

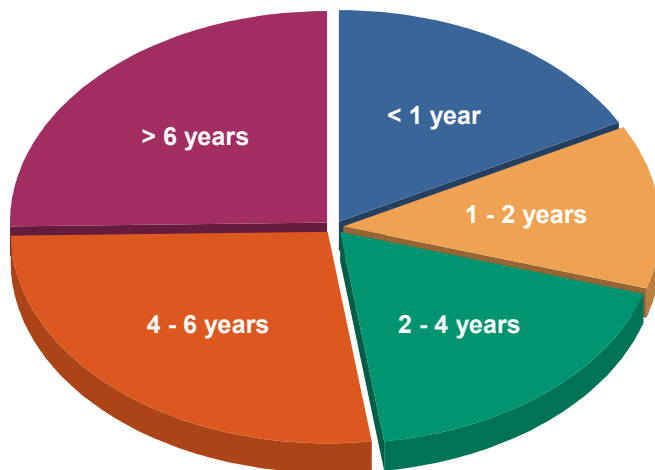
	Cars			Vans	Motorcycles	4 x 4	Others	Total
	Marked	Unmarked	Total	Total	Total	Total	Total	
Total	14	17	31	8	0	1	0	40
February 2021	14	17	31	8	0	1	0	40

Vehicles Assigned to Fleet from 01/02/21 to 28/02/21 by Type as at 28/02/21

	Cars			Vans	Motorcycles	4 x 4	Others	Total
	Marked	Unmarked	Total	Total	Total	Total	Total	
Total	19	25	44	0	0	0	0	44
February 2021	19	25	44	0	0	0	0	44

Strength of Garda Fleet, broken down by Age as at 28/02/21

	Cars	Vans	Motorcycles	4 x 4	Others	Total	% of Total
Total	2,377	488	127	87	53	3,132	100%
< 1 year	492	14	26	7	4	543	17%
1 - 2 years	314	51	0	12	7	384	12%
2 - 4 years	405	114	12	32	10	573	18%
4 - 6 years	559	189	58	12	20	838	27%
> 6 years	607	120	31	24	12	794	25%



< 1 year	543	17.3%
1 - 2 years	384	12.3%
2 - 4 years	573	18.3%
4 - 6 years	838	26.8%
> 6 years	794	25.4%
Total:	3,132	100.0%

Vehicle age is calculated from date of commission.

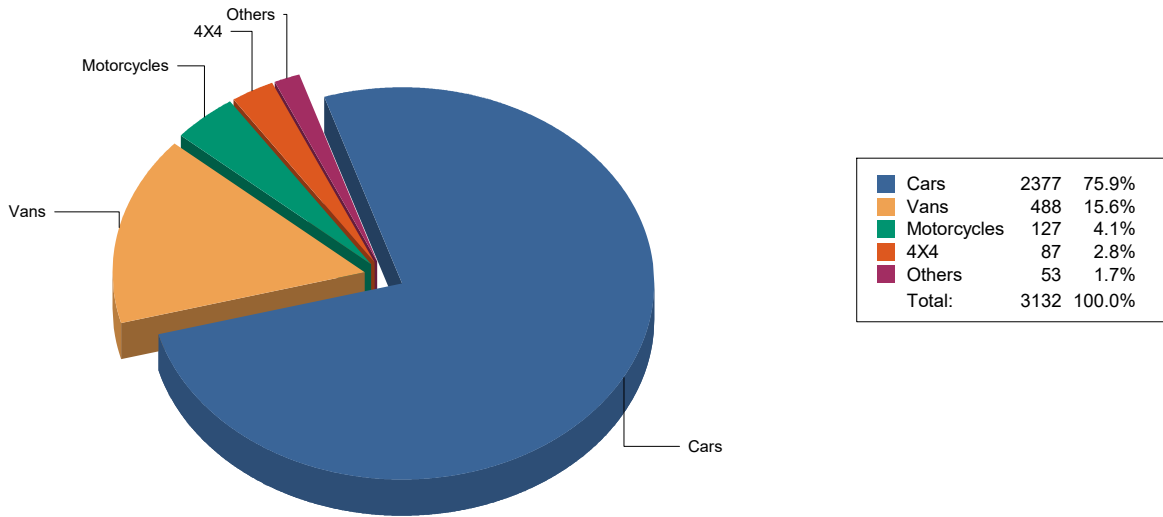
Following a full Fleet Category Review undertaken on August 9th 2019, 1 vehicle listed as 'Others' was reclassified as 'Vans' & 127 vehicles listed as 'Others' and 27 vehicles listed as '4x4' were reclassified as 'Cars'.

This Data is correct as of 28/02/21 and will be updated as of 31/03/2021

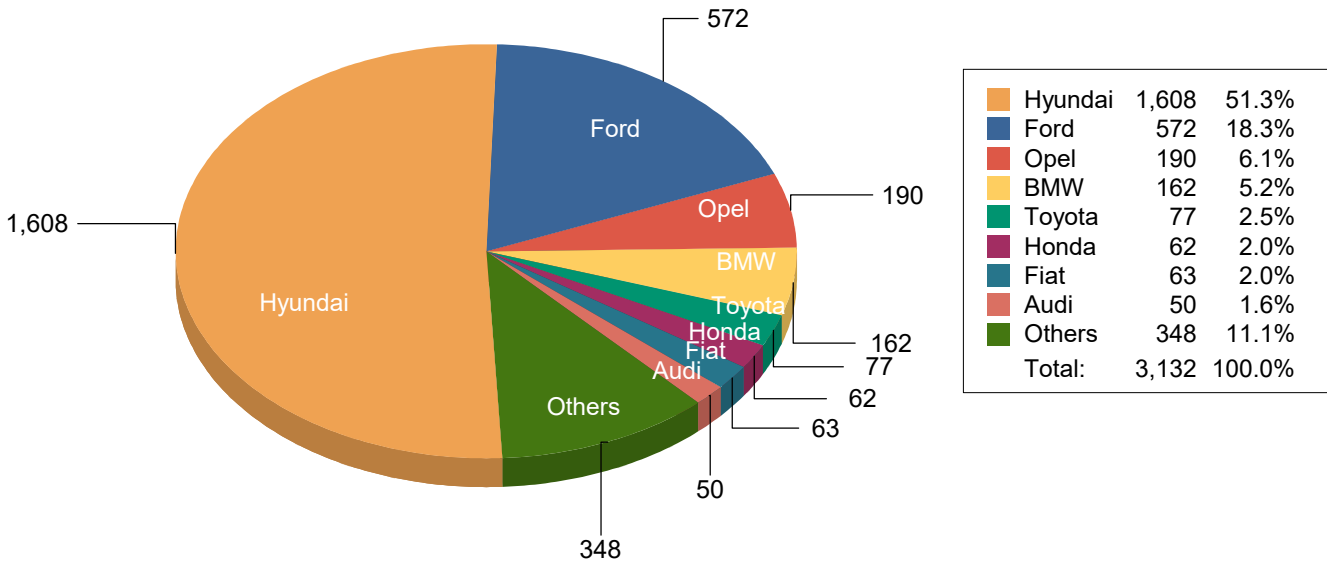


Garda Fleet Management Report as at 28/02/21

Strength of Garda Fleet, broken down by Type as at 28/02/21



Strength of Garda Fleet, broken down by Make as at 28/02/21



Following a full Fleet Category Review undertaken on August 9th 2019, 1 vehicle listed as 'Others' was reclassified as 'Vans' & 127 vehicles listed as 'Others' and 27 vehicles listed as '4x4' were reclassified as 'Cars'.

This Data is correct as of 28/02/21 and will be updated as of 31/03/2021