



Garda Fleet Management Report as at 29/02/20

Strength of Garda Fleet, broken down by Division & District as at 29/02/20

Division / District	Cars			Vans	Motorcycles	4 x 4	Others	Total
	Marked	Unmarked	Total	Total	Total	Total	Total	
	815	1,271	2,086	511	115	82	52	
Total	815	1,271	2,086	511	115	82	52	2,846
BAILIEBORO	6	4	10	3	0	0	0	13
CARRICKMACROSS	4	2	6	3	0	1	0	10
CAVAN	13	4	17	3	1	0	0	21
MONAGHAN	6	6	12	5	1	0	0	18
CAVAN-MONAGHAN	29	16	45	14	2	1	0	62
ENNIS	11	12	23	10	2	0	0	35
KILRUSH	5	4	9	3	0	1	0	13
CLARE	16	16	32	13	2	1	0	48
ANGELSEA STREET	11	44	55	15	6	1	0	77
GURRANABRAHER	5	4	9	1	1	0	1	12
MAYFIELD	4	5	9	3	1	0	4	17
TOGHER	9	5	14	1	0	0	1	16
CORK CITY	29	58	87	20	8	1	6	122
FERMOY	9	4	13	3	0	0	0	16
MALLOW	9	5	14	3	0	0	0	17
MIDLETON	6	6	12	6	1	0	0	19
CORK NORTH	24	15	39	12	1	0	0	52
BANDON	10	7	17	7	1	0	1	26
BANTRY	3	2	5	3	0	1	0	9
CLONAKILTY	5	2	7	1	0	0	0	8
MACROOM	13	2	15	1	0	2	1	19
CORK WEST	31	13	44	12	1	3	2	62
BLACKROCK-W	13	9	22	2	0	1	0	25
DUNLAOGHAIRE-F	16	12	28	9	0	0	1	38
DMR EAST	29	21	50	11	0	1	1	63
BALBRIGGAN-Y	5	6	11	1	0	0	0	12
BALLYMUN	11	19	30	5	0	1	1	37
COOLOCK-R	7	13	20	3	0	0	0	23
RAHENY-J	9	8	17	3	0	0	0	20
DMR NORTH	32	46	78	12	0	1	1	92
BRIDEWELL	4	3	7	3	0	0	0	10
FITZGIBBON STREET	6	8	14	5	0	2	0	21
STORE STREET	11	16	27	5	0	1	1	34
DMR NORTH CENTRAL	21	27	48	13	0	3	1	65
CRUMLIN-G	7	11	18	8	0	0	0	26
TALLAGHT-M	12	16	28	6	0	1	0	35
TERENURE-P	7	6	13	2	0	1	0	16
DMR SOUTH	26	33	59	16	0	2	0	77
DONNYBROOK-E	5	9	14	6	0	0	0	20
KEVIN STREET-A	9	17	26	4	0	0	1	31
PEARSE STREET-B	4	8	12	4	0	0	0	16
DMR SOUTH CENTRAL	18	34	52	14	0	0	1	67
DMR TRAFFIC-DUBLIN CASTLE	14	6	20	2	41	3	0	66
DMR TRAFFIC	14	6	20	2	41	3	0	66
BLANCHARDSTOWN-K	16	21	37	7	0	0	1	45
CLONDALKIN-L	5	14	19	5	0	0	0	24
LUCAN-Q	5	9	14	2	0	0	5	21
DMR WEST	26	44	70	14	0	0	6	90
BALLYSHANNON	11	4	15	2	0	0	1	18
BUNCRANA	6	3	9	2	2	0	0	13
LETTERKENNY	11	8	19	6	1	0	0	26
MILFORD	6	1	7	2	0	1	0	10
DONEGAL	34	16	50	12	3	1	1	67
BALLINASLOE	4	2	6	1	0	0	0	7
CLIFDEN	3	1	4	2	0	0	0	6
GALWAY	17	24	41	17	4	1	1	64
LOUGHREA	6	2	8	3	0	0	0	11
SALTHILL	7	1	8	2	0	0	0	10
TUAM	8	3	11	2	2	0	0	15
GALWAY	45	33	78	27	6	1	1	113

Following a full Fleet Category Review undertaken on August 9th 2019, 1 vehicle listed as 'Others' was reclassified as 'Vans' & 127 vehicles listed as 'Others' and 27 vehicles listed as '4x4' were reclassified as 'Cars'.

This Data is correct as of 29/02/20 and will be updated as of 31/03/2020



Garda Fleet Management Report as at 29/02/20

KILLARNEY	6	4	10	3	0	0	0	13
LISTOWEL	7	1	8	2	0	0	0	10
TRALEE	12	9	21	6	3	1	1	32
KERRY	25	14	39	11	3	1	1	55
KILDARE	11	7	18	5	0	0	0	23
LEIXLIP	5	4	9	3	0	0	0	12
NAAS	9	5	14	6	1	1	0	22
KILDARE	25	16	41	14	1	1	0	57
CARLOW	9	5	14	6	1	1	0	22
KILKENNY	15	14	29	8	0	1	1	39
THOMASTOWN	5	13	18	5	0	0	0	23
KILKENNY/CARLOW	29	32	61	19	1	2	1	84
BIRR	3	2	5	2	0	0	0	7
PORTLAOISE	11	11	22	8	3	1	2	36
TULLAMORE	7	4	11	4	0	0	0	15
LAOIS-OFFALY	21	17	38	14	3	1	2	58
BRUFF	3	1	4	3	0	0	0	7
HENRY STREET LIMERICK	16	22	38	10	3	1	0	52
NEWCASTLEWEST	10	2	12	2	0	0	0	14
ROXBORO ROAD	5	3	8	3	0	0	2	13
LIMERICK	34	28	62	18	3	1	2	86
ARDEE	2	2	4	3	0	0	0	7
DROGHEDA	9	7	16	1	2	1	1	21
DUNDALK	19	7	26	5	0	0	0	31
LOUTH	30	16	46	9	2	1	1	59
BALLINA	5	2	7	4	0	0	0	11
BELMULLET	1	0	1	1	0	1	0	3
CASTLEBAR	5	3	8	3	1	0	1	13
CLAREMORRIS	12	4	16	3	0	0	0	19
WESTPORT	4	1	5	2	0	0	0	7
MAYO	27	10	37	13	1	1	1	53
ASHBOURNE	8	8	16	4	1	1	0	22
KELLS	5	2	7	2	0	0	0	9
NAVAN	5	5	10	5	0	0	0	15
TRIM	7	2	9	1	0	0	0	10
MEATH	25	17	42	12	1	1	0	56
CASTLEREA	5	4	9	4	0	0	3	16
GRANARD	2	2	4	2	0	0	0	6
LONGFORD	7	5	12	2	1	0	0	15
ROSCOMMON	7	4	11	5	2	0	0	18
ROSCOMMON-LONGFORD	21	15	36	13	3	0	3	55
BALLYMOTE	6	1	7	2	0	0	0	9
LEITRIM	8	4	12	4	1	1	0	18
SLIGO	8	5	13	6	1	0	0	20
SLIGO-LEITRIM	22	10	32	12	2	1	0	47
CAHIR	10	3	13	2	0	0	0	15
CLONMEL	2	4	6	3	0	0	0	9
NENAGH	5	3	8	2	0	1	0	11
THURLES	5	8	13	5	2	1	0	21
TIPPERARY	3	2	5	2	0	0	0	7
TIPPERARY	25	20	45	14	2	2	0	63
DUNGARVAN	11	2	13	2	0	1	0	16
TRAMORE	5	3	8	2	1	1	0	12
WATERFORD	15	9	24	10	2	1	1	38
WATERFORD	31	14	45	14	3	3	1	66
ATHLONE	9	3	12	2	1	1	1	17
MULLINGAR	18	23	41	13	2	0	1	57
WESTMEATH	27	26	53	15	3	1	2	74
ENNISCORTHY	15	8	23	2	1	1	0	27
NEW ROSS	5	3	8	2	0	0	0	10
WEXFORD	10	8	18	6	0	1	0	25
WEXFORD	30	19	49	10	1	2	0	62
BALTINGLASS	7	3	10	3	0	1	0	14
BRAY	11	8	19	4	1	1	0	25
WICKLOW	6	6	12	4	0	4	1	21
WICKLOW	24	17	41	11	1	6	1	60
NATIONAL & HEADQUARTERS UNITS	45	622	667	120	21	40	17	865
NATIONAL & HEADQUARTERS UNITS	45	622	667	120	21	40	17	865

Following a full Fleet Category Review undertaken on August 9th 2019, 1 vehicle listed as 'Others' was reclassified as 'Vans' & 127 vehicles listed as 'Others' and 27 vehicles listed as '4x4' were reclassified as 'Cars'.

This Data is correct as of 29/02/20 and will be updated as of 31/03/2020



Garda Fleet Management Report as at 29/02/20

Vehicles Removed from Fleet from 01/01/20 to 29/02/20 by Type as at 29/02/20

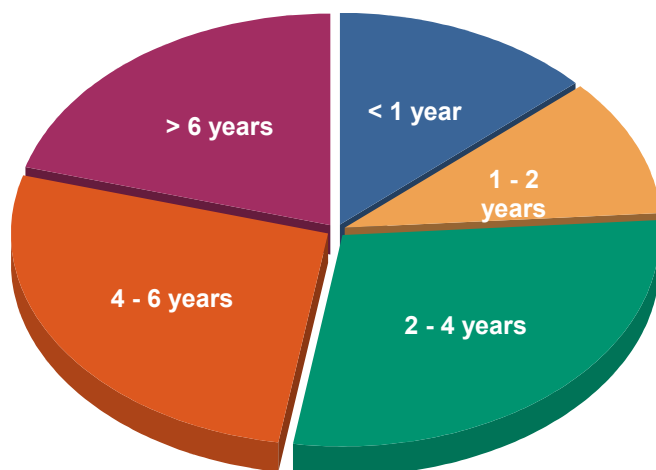
	Cars			Vans	Motorcycles	4 x 4	Others	Total
	Marked	Unmarked	Total	Total	Total	Total	Total	
Total	3	17	20	1	1	0	1	23
January 2020	2	14	16	0	1	0	1	18
February 2020	1	3	4	1	0	0	0	5

Vehicles Assigned to Fleet from 01/01/20 to 29/02/20 by Type as at 29/02/20

	Cars			Vans	Motorcycles	4 x 4	Others	Total
	Marked	Unmarked	Total	Total	Total	Total	Total	
Total	13	49	62	12	0	1	0	75
January 2020		36	36	10	0	0	0	46
February 2020	13	13	26	2	0	1	0	29

Strength of Garda Fleet, broken down by Age as at 29/02/20

	Cars	Vans	Motorcycles	4 x 4	Others	Total	% of Total
Total	2,086	511	115	82	52	2,846	100%
< 1 year	313	49	0	12	7	381	13%
1 - 2 years	195	74	12	13	6	300	11%
2 - 4 years	557	179	34	27	20	817	29%
4 - 6 years	623	82	45	4	10	764	27%
> 6 years	398	127	24	26	9	584	21%



< 1 year	381	13.4%
1 - 2 years	300	10.5%
2 - 4 years	817	28.7%
4 - 6 years	764	26.8%
> 6 years	584	20.5%
Total:	2,846	100.0%

Vehicle age is calculated from date of commission.

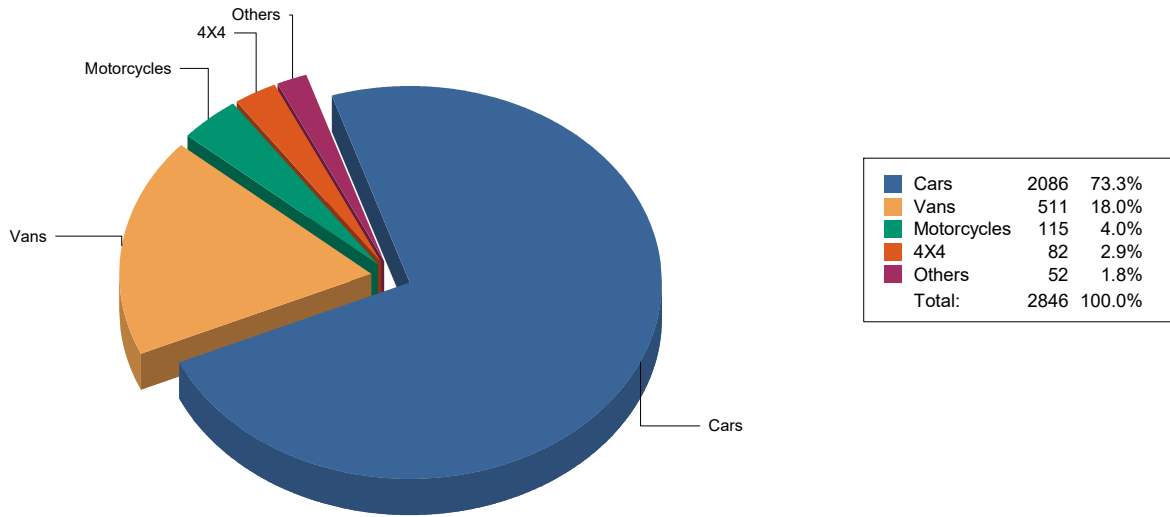
Following a full Fleet Category Review undertaken on August 9th 2019, 1 vehicle listed as 'Others' was reclassified as 'Vans' & 127 vehicles listed as 'Others' and 27 vehicles listed as '4x4' were reclassified as 'Cars'.

This Data is correct as of 29/02/20 and will be updated as of 31/03/2020

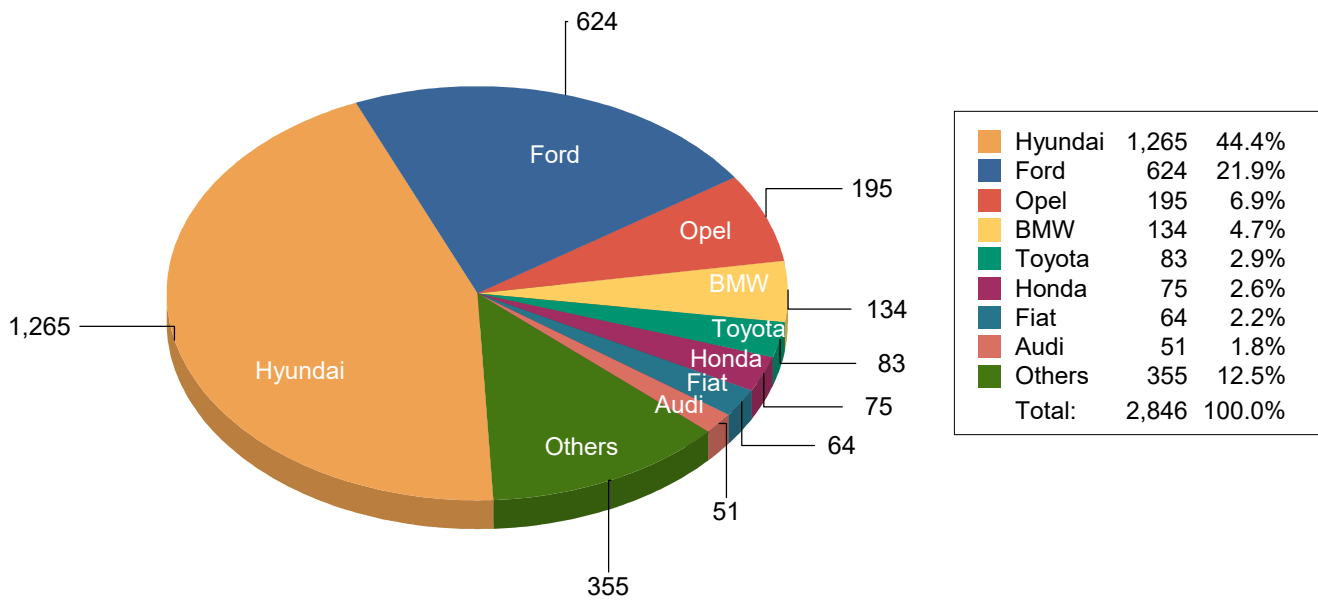


Garda Fleet Management Report as at 29/02/20

Strength of Garda Fleet, broken down by Type as at 29/02/20



Strength of Garda Fleet, broken down by Make as at 29/02/20



Following a full Fleet Category Review undertaken on August 9th 2019, 1 vehicle listed as 'Others' was reclassified as 'Vans' & 127 vehicles listed as 'Others' and 27 vehicles listed as '4x4' were reclassified as 'Cars'.

This Data is correct as of 29/02/20 and will be updated as of 31/03/2020