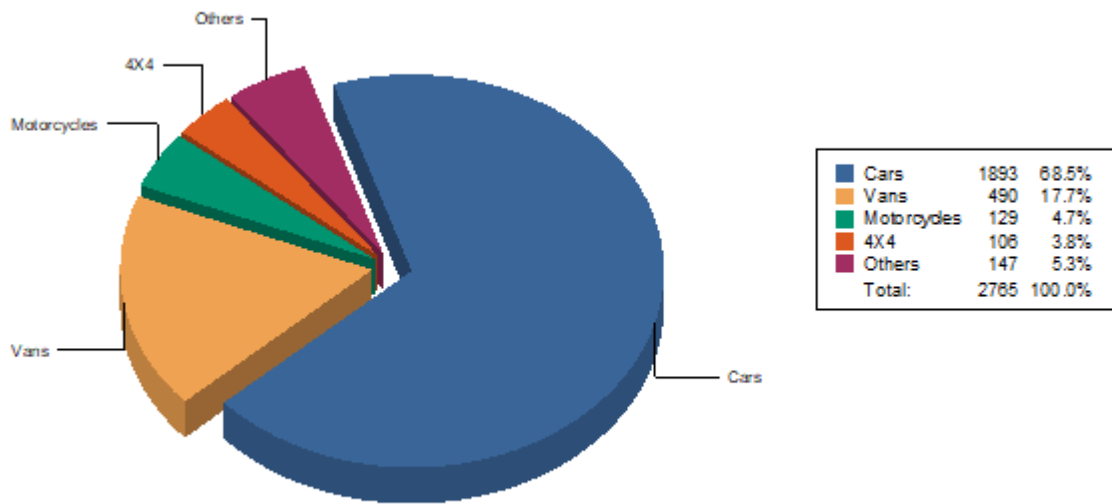


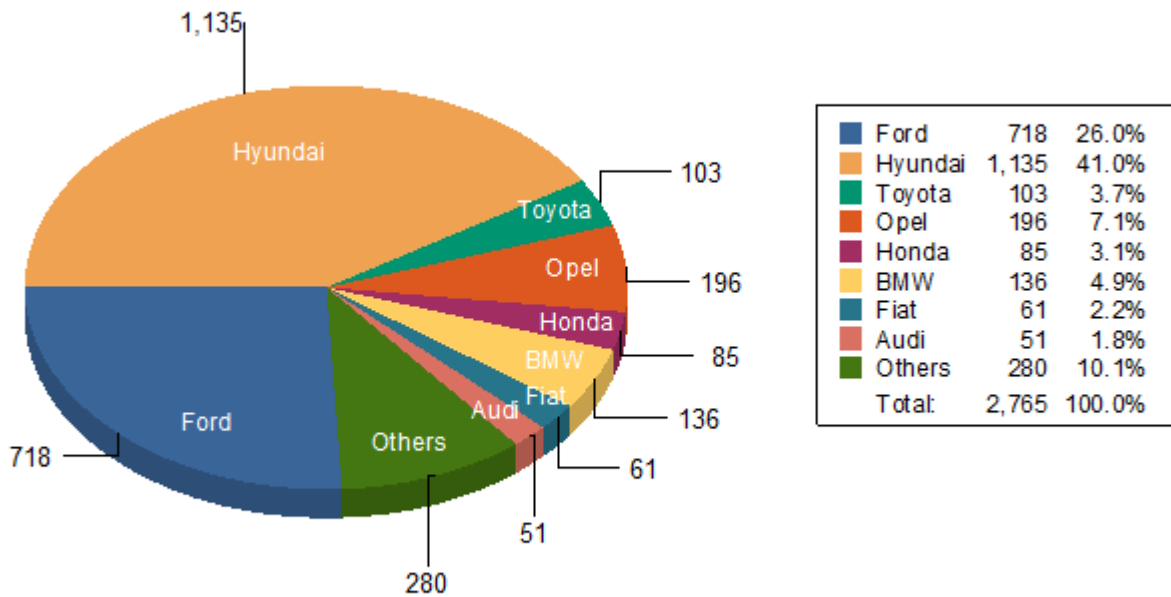


Garda Fleet Management Report as at 31/12/2018

Strength of Garda Fleet, broken down by Type as at 31/12/2018



Strength of Garda Fleet, broken down by Make as at 31/12/2018





Garda Fleet Management Report as at 31/12/2018

Strength of Garda Fleet, broken down by Division & District as at 31/12/2018

Division / District	Cars			Vans	Motorcycles	4 x 4	Others	Total
	Marked	Unmarked	Total	Total	Total	Total	Total	
	756	1,137	1,893	490	129	106	147	
Total	756	1,137	1,893	490	129	106	147	2,765
BAILIEBORO	6	5	11	2	0	0	0	13
CARRICKMACROSS	3	3	6	2	0	1	0	9
CAVAN	9	5	14	4	1	0	0	19
MONAGHAN	7	2	9	6	1	0	2	18
CAVAN-MONAGHAN	25	15	40	14	2	1	2	59
ENNIS	12	15	27	10	2	0	1	40
KILRUSH	7	5	12	3	0	1	0	16
CLARE	19	20	39	13	2	1	1	56
ANGELSEA STREET	12	43	55	13	7	3	4	82
GURRANABRAHER	7	4	11	1	0	0	1	13
MAYFIELD	6	5	11	4	1	0	4	20
TOGHER	7	7	14	1	0	0	0	15
CORK CITY	32	59	91	19	8	3	9	130
FERMOY	9	3	12	3	1	1	1	18
MALLOW	8	5	13	4	1	0	0	18
MIDLETON	8	7	15	5	1	0	0	21
CORK NORTH	25	15	40	12	3	1	1	57
BANDON	8	8	16	6	2	2	0	26
BANTRY	5	2	7	3	0	0	0	10
CLONAKILTY	5	1	6	1	0	0	0	7
MACROOM	12	3	15	2	1	0	0	18
CORK WEST	30	14	44	12	3	2	0	61
BLACKROCK-W	11	8	19	1	3	1	1	25
DUNLAOGHAIRE-F	15	7	22	8	0	0	1	31
DMR EAST	26	15	41	9	3	1	2	56
BALBRIGGAN-Y	5	4	9	1	0	0	1	11
BALLYMUN	10	23	33	17	1	1	3	55
COOLOCK-R	8	13	21	3	0	0	0	24
RAHENY-J	7	9	16	4	0	0	0	20
DMR NORTH	30	49	79	25	1	1	4	110
BRIDEWELL	3	9	12	4	1	0	4	21
FITZGIBBON STREET	6	6	12	3	0	2	0	17
STORE STREET	10	13	23	5	1	1	1	31
DMR NORTH CENTRAL	19	28	47	12	2	3	5	69
CRUMLIN-G	5	10	15	9	0	0	0	24
TALLAGHT-M	14	14	28	5	0	1	0	34
TERENURE-P	6	8	14	3	1	1	0	19
DMR SOUTH	25	32	57	17	1	2	0	77
DONNYBROOK-E	4	6	10	6	0	0	0	16
KEVIN STREET-A	8	13	21	3	0	0	1	25
PEARSE STREET-B	3	10	13	6	2	0	0	21
DMR SOUTH CENTRAL	15	29	44	15	2	0	1	62
DMR TRAFFIC-DUBLIN CASTLE	10	7	17	2	31	4	1	55
DMR TRAFFIC	10	7	17	2	31	4	1	55
BLANCHARDSTOWN-K	15	14	29	6	2	0	2	39
CLONDALKIN-L	6	9	15	5	0	0	0	20
LUCAN-Q	8	7	15	2	0	0	6	23
DMR WEST	29	30	59	13	2	0	8	82
BALLYSHANNON	10	4	14	4	0	2	1	21
BUNCRANA	8	2	10	2	2	0	0	14
LETTERKENNY	11	8	19	6	1	0	1	27
MILFORD	7	1	8	2	0	1	0	11
DONEGAL	36	15	51	14	3	3	2	73
BALLINASLOE	4	2	6	1	0	0	0	7
CLIFDEN	5	1	6	2	0	0	0	8
GALWAY	13	14	27	12	4	3	4	50
LOUGHREA	6	2	8	3	0	0	0	11
SALTHILL	7	2	9	2	0	1	0	12
TUAM	7	3	10	2	2	0	0	14
GALWAY	42	24	66	22	6	4	4	102
KILLARNEY	6	4	10	3	0	0	0	13
LISTOWEL	7	2	9	2	0	0	0	11
TRALEE	12	6	18	7	3	1	1	30
KERRY	25	12	37	12	3	1	1	54



Garda Fleet Management Report as at 31/12/2018

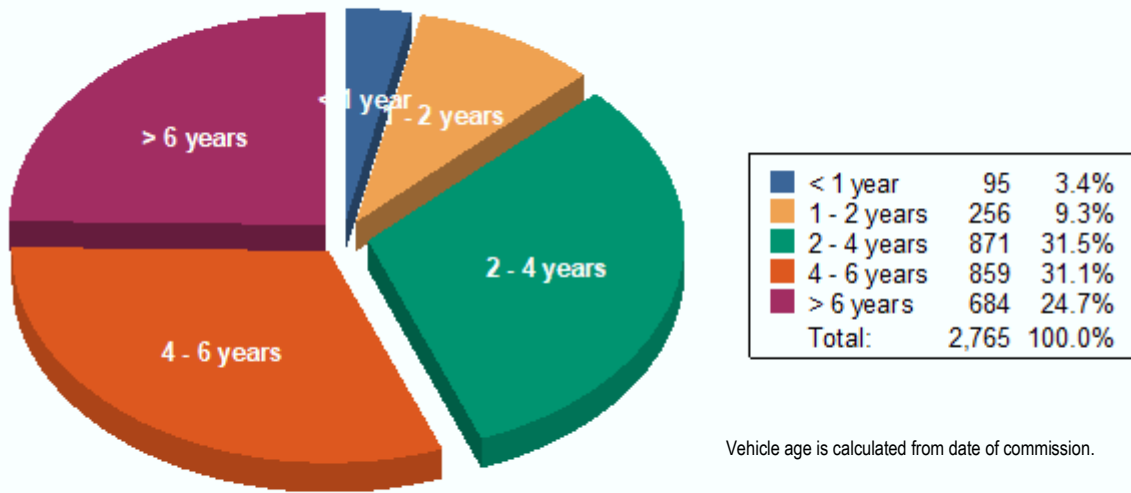
KILDARE	9	8	17	5	0	2	0	24
LEIXLIP	5	5	10	2	0	0	0	12
NAAS	8	6	14	5	2	1	1	23
KILDARE	22	19	41	12	2	3	1	59
CARLOW		5	12	5	1	1	0	19
KILKENNY	16	12	28	8	0	1	3	40
THOMASTOWN	8	8	16	5	0	0	2	23
KILKENNY/CARLOW	31	25	56	18	1	2	5	82
BIRR	4	2	6	2	0	0	0	8
PORTLAOISE	10	11	21	6	3	1	2	33
TULLAMORE	8	4	12	5	0	0	1	18
LAOIS-OFFALY	22	17	39	13	3	1	3	59
BRUFF	2	1	3	2	0	0	0	5
HENRY STREET LIMERICK	13	21	34	11	4	3	2	54
NEWCASTLEWEST	10	3	13	3	0	0	0	16
ROXBORO ROAD	7	4	11	2	0	0	1	14
LIMERICK	32	29	61	18	4	3	3	89
ARDEE	3	2	5	4	0	0	0	9
DROGHEDA	6	5	11	2	2	1	1	17
DUNDALK	10	7	17	5	0	2	0	24
LOUTH	19	14	33	11	2	3	1	50
BALLINA	5	2	7	3	0	0	0	10
BELMULLET	2	0	2	1	0	0	0	3
CASTLEBAR	6	3	9	4	1	0	1	15
CLAREMORRIS	8	4	12	4	0	2	1	19
WESTPORT	3	2	5	2	1	0	0	8
MAYO	24	11	35	14	2	2	2	55
ASHBOURNE	10	7	17	4	1	1	0	23
KELLS	5	2	7	2	0	0	0	9
NAVAN	6	5	11	5	0	0	0	16
TRIM	7	2	9	1	0	0	0	10
MEATH	28	16	44	12	1	1	0	58
CASTLEREA	8	4	12	4	0	0	2	18
GRANARD	2	2	4	2	0	0	0	6
LONGFORD	8	6	14	2	1	0	0	17
ROSCOMMON	5	4	9	5	2	0	1	17
ROSCOMMON-LONGFORD	23	16	39	13	3	0	3	58
BALLYMOTE	5	1	6	1	0	0	0	7
LEITRIM	7	4	11	4	1	0	0	16
SLIGO	8	11	19	7	1	0	1	28
SLIGO-LEITRIM	20	16	36	12	2	0	1	51
CAHIR	10	3	13	3	0	2	0	18
CLONMEL	3	5	8	3	0	0	0	11
NENAGH	6	4	10	2	0	1	0	13
THURLES	7	8	15	5	2	1	0	23
TIPPERARY	3	1	4	2	0	0	0	6
TIPPERARY	29	21	50	15	2	4	0	71
DUNGARVAN	11	3	14	2	0	0	0	16
TRAMORE	6	3	9	2	1	1	0	13
WATERFORD	11	10	21	11	2	3	2	39
WATERFORD	28	16	44	15	3	4	2	68
ATHLONE	9	3	12	2	1	2	1	18
MULLINGAR	13	15	28	13	2	2	5	50
WESTMEATH	22	18	40	15	3	4	6	68
ENNISCORTHY	14	8	22	2	2	2	0	28
NEW ROSS	5	3	8	2	0	0	0	10
WEXFORD	11	8	19	8	0	1	0	28
WEXFORD	30	19	49	12	2	3	0	66
BALTINGLASS	7	3	10	3	0	1	0	14
BRAY	11	8	19	4	1	1	1	26
WICKLOW	7	6	13	4	0	3	1	21
WICKLOW	25	17	42	11	1	5	2	61
NATIONAL & HEADQUARTERS UNITS	13	519	532	88	26	44	77	767
NATIONAL & HEADQUARTERS UNITS	13	519	532	88	26	44	77	767



Garda Fleet Management Report as at 31/12/2018

Strength of Garda Fleet, broken down by Age as at 31/12/2018

	Cars	Vans	Motorcycles	4 x 4	Others	Total	% of Total
Total	1,893	490	129	106	147	2,765	100%
< 1 year	52	11	0	1	31	95	3%
1 - 2 years	115	90	12	20	19	256	9%
2 - 4 years	529	175	63	49	55	871	32%
4 - 6 years	759	62	20	0	18	859	31%
> 6 years	438	152	34	36	24	684	25%



Vehicle age is calculated from date of commission.



Garda Fleet Management Report as at 31/12/2018

Vehicles Removed from Fleet from 01/01/2018 to 31/12/2018 by Type as at 31/12/2018

	Cars			Vans	Motorcycles	4 x 4	Others	Total
	Marked	Unmarked	Total	Total	Total	Total	Total	
Total	90	147	237	46	8	14	10	315
January 2018	5	22	27	8	0	1	3	39
February 2018	2	15	17	5	0	3	0	25
March 2018	5	15	20	3	8	3	1	35
April 2018	3	12	15	0	0	2	0	17
May 2018	9	9	18	4	0	0	1	23
June 2018	9	18	27	4	0	0	2	33
July 2018	11	10	21	3	0	0	0	24
August 2018	9	10	19	5	0	0	1	25
September 2018	13	11	24	1	0	1	1	27
October 2018	9	11	20	3	0	2	0	25
November 2018	7	10	17	5	0	1	0	23
December 2018	8	4	12	5	0	1	1	19

Vehicles Assigned to Fleet from 01/01/2018 to 31/12/2018 by Type as at 31/12/2018

	Cars			Vans	Motorcycles	4 x 4	Others	Total
	Marked	Unmarked	Total	Total	Total	Total	Total	
Total	45	107	152	77	12	21	39	301
January 2018	4	10	14	7	0	0	1	22
February 2018	0	1	1	3	0	9	0	13
March 2018	2	8	10	0	0	1	2	13
April 2018	0	7	7	5	6	7	0	25
May 2018	0	26	26	13	5	3	1	48
June 2018	0	17	17	10	1	0	4	32
July 2018	1	15	16	19	0	0	0	35
August 2018	8	1	9	9	0	0	0	18
September 2018	7	0	7	0	0	0	2	9
October 2018	22	7	29	4	0	1	0	34
November 2018	0	6	6	4	0	0	14	24
December 2018	1	9	10	3	0	0	15	28