



# Garda Fleet Management Report as at 31/12/2022

## Strength of Garda Fleet, broken down by Division & District as at 31/12/2022

Division / District	Cars			Vans	Motorcycles	4 x 4	Others	Total
	Marked	Unmarked	Total	Total	Total	Total	Total	
	1,027	1,490	2,517	514	129	99	53	
<b>Total</b>	<b>1,027</b>	<b>1,490</b>	<b>2,517</b>	<b>514</b>	<b>129</b>	<b>99</b>	<b>53</b>	<b>3,312</b>
BAILIEBORO	6	5	11	1	0	0	0	12
CARRICKMACROSS	7	2	9	2	0	3	0	14
CAVAN	13	4	17	3	2	2	0	24
MONAGHAN	8	7	15	7	2	2	0	26
<b>CAVAN-MONAGHAN</b>	<b>34</b>	<b>18</b>	<b>52</b>	<b>13</b>	<b>4</b>	<b>7</b>	<b>0</b>	<b>76</b>
ENNIS	14	9	23	9	2	0	0	34
KILRUSH	8	4	12	2	0	1	0	15
<b>CLARE</b>	<b>22</b>	<b>13</b>	<b>35</b>	<b>11</b>	<b>2</b>	<b>1</b>	<b>0</b>	<b>49</b>
ANGELSEA STREET	12	43	55	14	1	1	1	72
GURRANABRAHER	13	5	18	3	8	1	1	31
MAYFIELD	7	6	13	3	1	0	3	20
TOGHER	13	8	21	2	0	0	1	24
<b>CORK CITY</b>	<b>45</b>	<b>62</b>	<b>107</b>	<b>22</b>	<b>10</b>	<b>2</b>	<b>6</b>	<b>147</b>
FERMOY	10	6	16	4	1	0	0	21
MALLOW	11	6	17	2	1	0	0	20
MIDLETON	10	5	15	6	1	0	0	22
<b>CORK NORTH</b>	<b>31</b>	<b>17</b>	<b>48</b>	<b>12</b>	<b>3</b>	<b>0</b>	<b>0</b>	<b>63</b>
BANDON	14	14	28	7	2	0	1	38
BANTRY	5	3	8	2	0	1	0	11
CLONAKILTY	7	3	10	2	0	0	0	12
MACROOM	13	5	18	1	0	1	1	21
<b>CORK WEST</b>	<b>39</b>	<b>25</b>	<b>64</b>	<b>12</b>	<b>2</b>	<b>2</b>	<b>2</b>	<b>82</b>
BLACKROCK-W	20	14	34	4	0	1	0	39
DUNLAOGHAIRE-F	16	13	29	10	0	0	1	40
<b>DMR EAST</b>	<b>36</b>	<b>27</b>	<b>63</b>	<b>14</b>	<b>0</b>	<b>1</b>	<b>1</b>	<b>79</b>
BALBRIGGAN-Y	5	7	12	1	0	0	0	13
BALLYMUN	13	21	34	9	0	1	1	45
COOLOCK-R	8	17	25	3	0	0	0	28
RAHENY-J	12	11	23	2	0	0	0	25
<b>DMR NORTH</b>	<b>38</b>	<b>56</b>	<b>94</b>	<b>15</b>	<b>0</b>	<b>1</b>	<b>1</b>	<b>111</b>
BRIDEWELL	7	4	11	2	0	0	0	13
FITZGIBBON STREET	13	10	23	5	0	2	0	30
STORE STREET	17	17	34	6	0	1	1	42
<b>DMR NORTH CENTRAL</b>	<b>37</b>	<b>31</b>	<b>68</b>	<b>13</b>	<b>0</b>	<b>3</b>	<b>1</b>	<b>85</b>
CRUMLIN-G	10	10	20	8	0	0	0	28
TALLAGHT-M	13	17	30	5	0	1	1	37
TERENURE-P	11	8	19	2	0	1	0	22
<b>DMR SOUTH</b>	<b>34</b>	<b>35</b>	<b>69</b>	<b>15</b>	<b>0</b>	<b>2</b>	<b>1</b>	<b>87</b>
DONNYBROOK-E	12	7	19	7	0	0	0	26
KEVIN STREET-A	11	20	31	5	0	0	1	37
PEARSE STREET-B	8	10	18	7	0	0	0	25
<b>DMR SOUTH CENTRAL</b>	<b>31</b>	<b>37</b>	<b>68</b>	<b>19</b>	<b>0</b>	<b>0</b>	<b>1</b>	<b>88</b>
DMR TRAFFIC-DUBLIN CASTLE	14	5	19	3	36	2	0	60
<b>DMR TRAFFIC</b>	<b>14</b>	<b>5</b>	<b>19</b>	<b>3</b>	<b>36</b>	<b>2</b>	<b>0</b>	<b>60</b>
BLANCHARDSTOWN-K	15	28	43	5	0	0	1	49
CLONDALKIN-L	12	13	25	5	0	0	0	30
LUCAN-Q	11	11	22	3	0	0	5	30
<b>DMR WEST</b>	<b>38</b>	<b>52</b>	<b>90</b>	<b>13</b>	<b>0</b>	<b>0</b>	<b>6</b>	<b>109</b>
BALLYSHANNON	11	3	14	3	0	1	1	19
BUNCRANA	6	5	11	1	2	2	0	16
LETTERKENNY	15	9	24	8	2	3	0	37
MILFORD	8	4	12	3	0	1	0	16
<b>DONEGAL</b>	<b>40</b>	<b>21</b>	<b>61</b>	<b>15</b>	<b>4</b>	<b>7</b>	<b>1</b>	<b>88</b>
BALLINASLOE	4	1	5	1	0	0	0	6
CLIFDEN	4	1	5	1	0	0	0	6
GALWAY	20	29	49	16	4	1	1	71
LOUGHREA	6	2	8	3	0	0	0	11
SALTHILL	5	1	6	2	0	1	0	9
TUAM	7	2	9	1	2	0	0	12
<b>GALWAY</b>	<b>46</b>	<b>36</b>	<b>82</b>	<b>24</b>	<b>6</b>	<b>2</b>	<b>1</b>	<b>115</b>

Following a full Fleet Category Review undertaken on August 9th 2019, 1 vehicle listed as 'Others' was reclassified as 'Vans' & 127 vehicles listed as 'Others' and 27 vehicles listed as '4x4' were reclassified as 'Cars'.

This Data is correct as of 31/12/2022 and will be updated as of 31/12/2022



## Garda Fleet Management Report as at 31/12/2022

KILLARNEY	8	4	12	3	0	0	0	15
LISTOWEL	11	2	13	1	0	0	0	14
TRALEE	17	11	28	8	3	1	1	41
<b>KERRY</b>	<b>36</b>	<b>17</b>	<b>53</b>	<b>12</b>	<b>3</b>	<b>1</b>	<b>1</b>	<b>70</b>
KILDARE	13	8	21	4	1	0	0	26
LEIXLIP	7	4	11	2	0	0	0	13
NAAS	12	10	22	7	1	1	1	32
<b>KILDARE</b>	<b>32</b>	<b>22</b>	<b>54</b>	<b>13</b>	<b>2</b>	<b>1</b>	<b>1</b>	<b>71</b>
CARLOW	15	4	19	5	1	0	0	25
KILKENNY	14	13	27	5	0	1	1	34
THOMASTOWN	8	14	22	6	0	1	0	29
<b>KILKENNY/CARLOW</b>	<b>37</b>	<b>31</b>	<b>68</b>	<b>16</b>	<b>1</b>	<b>2</b>	<b>1</b>	<b>88</b>
BIRR	4	2	6	1	0	0	0	7
PORTLAOISE	15	12	27	7	3	1	2	40
TULLAMORE	10	2	12	5	1	0	0	18
<b>LAOIS-OFFALY</b>	<b>29</b>	<b>16</b>	<b>45</b>	<b>13</b>	<b>4</b>	<b>1</b>	<b>2</b>	<b>65</b>
BRUFF	6	2	8	3	0	0	0	11
HENRY STREET LIMERICK	22	27	49	11	5	1	0	66
NEWCASTLEWEST	10	1	11	1	0	0	0	12
ROXBORO ROAD	7	3	10	2	0	0	3	15
<b>LIMERICK</b>	<b>45</b>	<b>33</b>	<b>78</b>	<b>17</b>	<b>5</b>	<b>1</b>	<b>3</b>	<b>104</b>
ARDEE	4	3	7	3	0	0	0	10
DROGHEDA	13	10	23	3	2	1	1	30
DUNDALK	20	7	27	6	0	2	0	35
<b>LOUTH</b>	<b>37</b>	<b>20</b>	<b>57</b>	<b>12</b>	<b>2</b>	<b>3</b>	<b>1</b>	<b>75</b>
BALLINA	7	3	10	3	0	0	0	13
BELMULLET	1	0	1	0	0	1	0	2
CASTLEBAR	3	6	9	3	2	0	1	15
CLAREMORRIS	20	7	27	2	0	0	0	29
WESTPORT	5	2	7	3	0	0	0	10
<b>MAYO</b>	<b>36</b>	<b>18</b>	<b>54</b>	<b>11</b>	<b>2</b>	<b>1</b>	<b>1</b>	<b>69</b>
ASHBOURNE	14	6	20	2	2	1	0	25
KELLS	6	2	8	1	0	0	0	9
NAVAN	8	7	15	5	0	0	0	20
TRIM	6	2	8	2	0	0	0	10
<b>MEATH</b>	<b>34</b>	<b>17</b>	<b>51</b>	<b>10</b>	<b>2</b>	<b>1</b>	<b>0</b>	<b>64</b>
CASTLEREA	7	3	10	3	0	1	3	17
GRANARD	4	1	5	1	0	0	0	6
LONGFORD	8	3	11	2	1	0	0	14
ROSCOMMON	8	8	16	5	2	0	0	23
<b>ROSCOMMON-LONGFORD</b>	<b>27</b>	<b>15</b>	<b>42</b>	<b>11</b>	<b>3</b>	<b>1</b>	<b>3</b>	<b>60</b>
BALLYMOTE	7	2	9	1	1	1	0	12
LEITRIM	10	5	15	3	1	2	0	21
SLIGO	12	7	19	5	1	0	0	25
<b>SLIGO-LEITRIM</b>	<b>29</b>	<b>14</b>	<b>43</b>	<b>9</b>	<b>3</b>	<b>3</b>	<b>0</b>	<b>58</b>
CAHIR	12	5	17	1	2	1	0	21
CLONMEL	4	3	7	3	0	0	0	10
NENAGH	7	4	11	1	0	0	0	12
THURLES	9	8	17	7	2	1	0	27
TIPPERARY	3	4	7	2	0	0	0	9
<b>TIPPERARY</b>	<b>35</b>	<b>24</b>	<b>59</b>	<b>14</b>	<b>4</b>	<b>2</b>	<b>0</b>	<b>79</b>
DUNGARVAN	11	3	14	2	0	1	0	17
TRAMORE	6	2	8	3	1	1	0	13
WATERFORD	17	13	30	9	2	1	1	43
<b>WATERFORD</b>	<b>34</b>	<b>18</b>	<b>52</b>	<b>14</b>	<b>3</b>	<b>3</b>	<b>1</b>	<b>73</b>
ATHLONE	13	5	18	1	2	1	0	22
MULLINGAR	15	20	35	9	0	0	1	45
<b>WESTMEATH</b>	<b>28</b>	<b>25</b>	<b>53</b>	<b>10</b>	<b>2</b>	<b>1</b>	<b>1</b>	<b>67</b>
ENNISCORTHY	11	7	18	2	1	1	0	22
NEW ROSS	4	3	7	2	0	0	0	9
WEXFORD	13	11	24	4	1	1	0	30
<b>WEXFORD</b>	<b>28</b>	<b>21</b>	<b>49</b>	<b>8</b>	<b>2</b>	<b>2</b>	<b>0</b>	<b>61</b>
BALTINGLASS	8	3	11	3	0	1	0	15
BRAY	13	7	20	4	2	1	0	27
WICKLOW	8	8	16	4	0	4	1	25
<b>WICKLOW</b>	<b>29</b>	<b>18</b>	<b>47</b>	<b>11</b>	<b>2</b>	<b>6</b>	<b>1</b>	<b>67</b>
NATIONAL & HEADQUARTERS UNITS	46	746	792	132	22	40	16	1,002
<b>NATIONAL &amp; HEADQUARTERS UNITS</b>	<b>46</b>	<b>746</b>	<b>792</b>	<b>132</b>	<b>22</b>	<b>40</b>	<b>16</b>	<b>1,002</b>

Following a full Fleet Category Review undertaken on August 9th 2019, 1 vehicle listed as 'Others' was reclassified as 'Vans' & 127 vehicles listed as 'Others' and 27 vehicles listed as '4x4' were reclassified as 'Cars'.

This Data is correct as of 31/12/2022 and will be updated as of 31/12/2022



## Garda Fleet Management Report as at 31/12/2022

### Vehicles Removed from Fleet from 01/01/2022 to 31/12/2022 by Type as at 31/12/2022

	Cars			Vans	Motorcycles	4 x 4	Others	Total
	Marked	Unmarked	Total	Total	Total	Total	Total	
<b>Total</b>	88	90	178	28	0	3	1	210
January 2022	5	21	26	6	0	0	0	32
February 2022	19	17	36	8	0	1	0	45
March 2022	10	4	14	6	0	0	0	20
June 2022	9	10	19	2	0	0	0	21
July 2022	0	1	1	0	0	0	0	1
September 2022	21	19	40	4	0	0	0	44
October 2022	0	1	1	0	0	0	0	1
November 2022	10	4	14	0	0	2	0	16
December 2022	14	13	27	2	0	0	1	30

### Vehicles Assigned to Fleet from 01/01/2022 to 31/12/2022 by Type as at 31/12/2022

	Cars			Vans	Motorcycles	4 x 4	Others	Total
	Marked	Unmarked	Total	Total	Total	Total	Total	
<b>Total</b>	69	175	244	36	1	1	0	282
January 2022	0	2	2	8	0	0	0	10
February 2022	1	4	5	3	0	0	0	8
March 2022	0	11	11	3	1	0	0	15
April 2022	15	20	35	0	0	0	0	35
May 2022	10	24	34	2	0	0	0	36
June 2022	4	14	18	1	0	0	0	19
July 2022	8	11	19	5	0	0	0	24
August 2022	2	26	28	3	0	0	0	31
September 2022	7	9	16	1	0	0	0	17
October 2022	0	17	17	8	0	1	0	26
November 2022	4	12	16	1	0	0	0	17
December 2022	18	25	43	1	0	0	0	44

Following a full Fleet Category Review undertaken on August 9th 2019, 1 vehicle listed as 'Others' was reclassified as 'Vans' & 127 vehicles listed as 'Others' and 27 vehicles listed as '4x4' were reclassified as 'Cars'.

This Data is correct as of 31/12/2022 and will be updated as of 31/12/2022

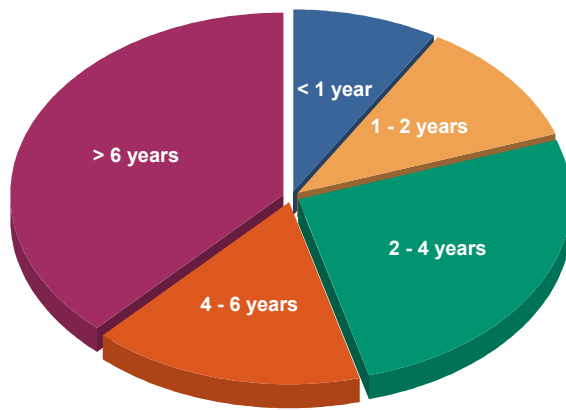


# Garda Fleet Management Report as at 31/12/2022

## Strength of Garda Fleet, broken down by Age as at 31/12/2022

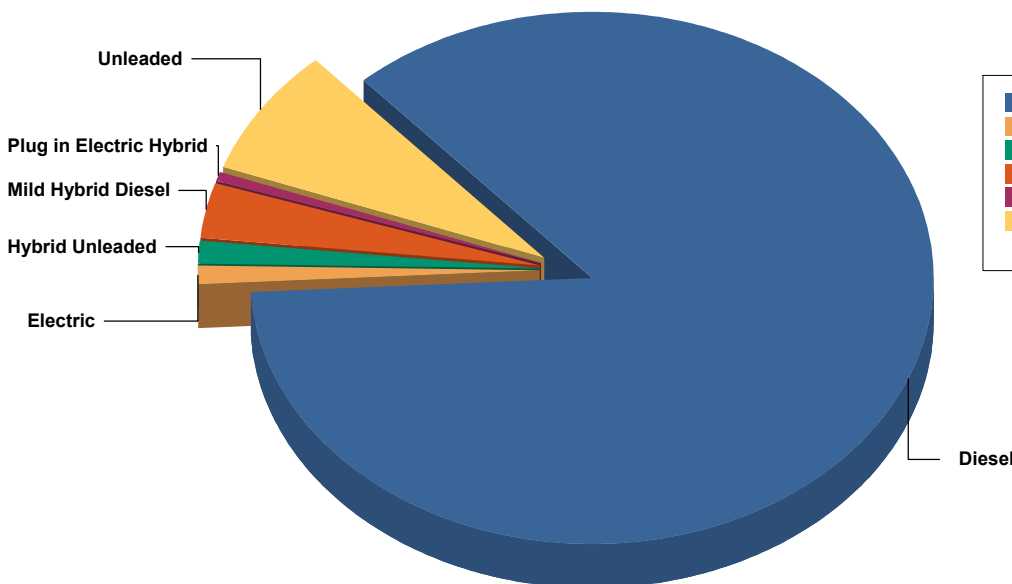
	Cars	Vans	Motorcycles	4 x 4	Others	Total	% of Total
Total	2,517	514	129	99	53	3,312	100%
< 1 year	244	36	1	1		282	9%
1 - 2 years	302	46	1	18	1	368	11%
2 - 4 years	746	67	26	19	12	870	26%
4 - 6 years	363	116	14	32	11	536	16%
> 6 years	862	249	87	29	29	1,256	38%

Vehicle age is calculated from date of commission.



< 1 year	282	8.5%
1 - 2 years	368	11.1%
2 - 4 years	870	26.3%
4 - 6 years	536	16.2%
> 6 years	1,256	37.9%
<b>Total:</b>	<b>3,312</b>	<b>100.0%</b>

## Strength of Garda Fleet, broken down by Fuel Type as at 31/12/2022



Diesel	2839	85.7%
Electric	42	1.3%
Hybrid Unleaded	43	1.3%
Mild Hybrid Diesel	116	3.5%
Plug in Electric Hybrid	13	0.4%
Unleaded	259	7.8%
<b>Total:</b>	<b>3312</b>	<b>100.0%</b>

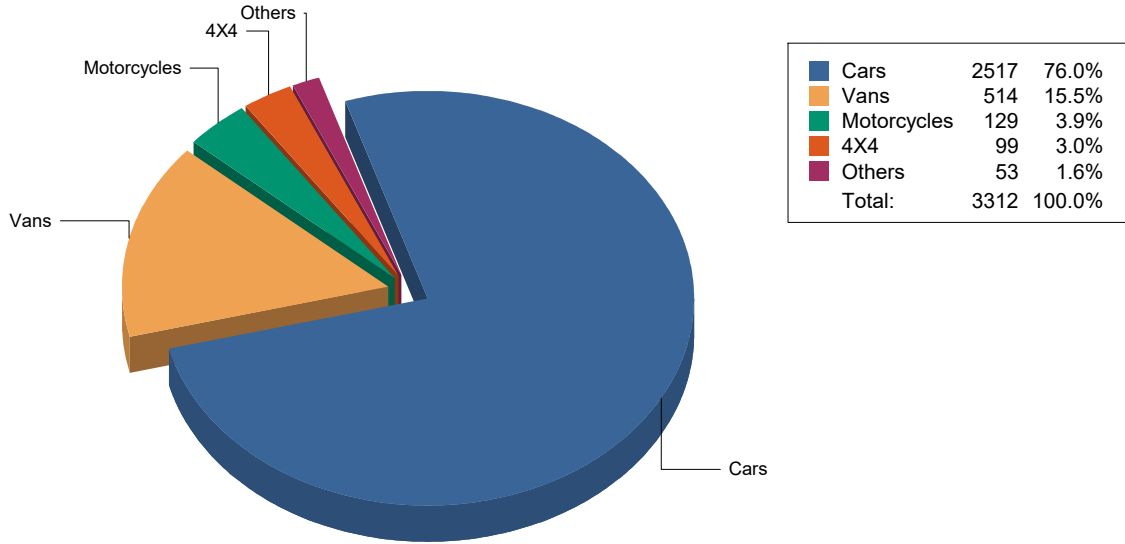
Following a full Fleet Category Review undertaken on August 9th 2019, 1 vehicle listed as 'Others' was reclassified as 'Vans' & 127 vehicles listed as 'Others' and 27 vehicles listed as '4x4' were reclassified as 'Cars'.

This Data is correct as of 31/12/2022 and will be updated as of 31/12/2022

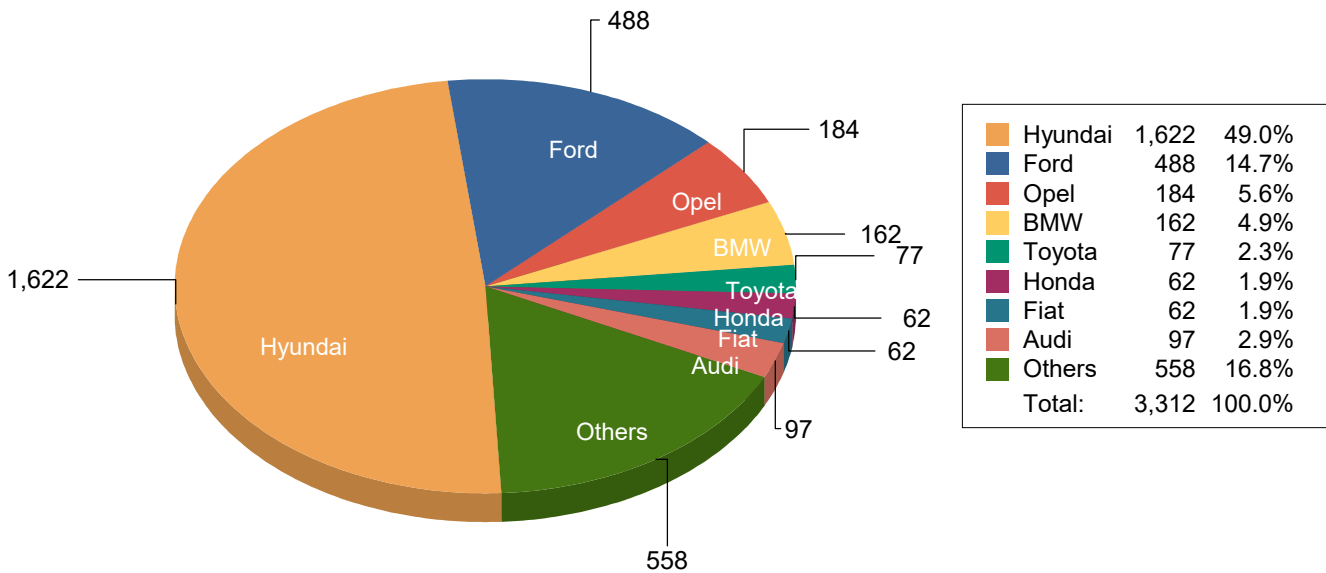


# Garda Fleet Management Report as at 31/12/2022

## Strength of Garda Fleet, broken down by Type as at 31/12/2022



## Strength of Garda Fleet, broken down by Make as at 31/12/2022



Following a full Fleet Category Review undertaken on August 9th 2019, 1 vehicle listed as 'Others' was reclassified as 'Vans' & 127 vehicles listed as 'Others' and 27 vehicles listed as '4x4' were reclassified as 'Cars'.

This Data is correct as of 31/12/2022 and will be updated as of 31/12/2022