



Garda Fleet Management Report as at 30/12/2021

Strength of Garda Fleet, broken down by Division & District as at 30/12/2021

Division / District	Cars			Vans	Motorcycles	4 x 4	Others	Total
	Marked	Unmarked	Total	Total	Total	Total	Total	
	1,047	1,404	2,451	506	128	101	54	
Total	1,047	1,404	2,451	506	128	101	54	3,240
BAILIEBORO	6	6	12	1	0	0	0	13
CARRICKMACROSS	4	2	6	2	0	3	0	11
CAVAN	16	5	21	2	2	2	0	27
MONAGHAN	7	9	16	5	2	2	0	25
CAVAN-MONAGHAN	33	22	55	10	4	7	0	76
ENNIS	15	12	27	9	2	0	0	38
KILRUSH	8	4	12	2	0	1	0	15
CLARE	23	16	39	11	2	1	0	53
ANGELSEA STREET	12	39	51	15	1	1	1	69
GURRANABRAHER	13	7	20	3	8	1	1	33
MAYFIELD	6	6	12	4	1	0	4	21
TOGHER	11	5	16	2	0	0	1	19
CORK CITY	42	57	99	24	10	2	7	142
FERMOY	10	7	17	3	1	0	0	21
MALLOW	11	7	18	2	1	0	0	21
MIDLETON	9	6	15	6	1	0	0	22
CORK NORTH	30	20	50	11	3	0	0	64
BANDON	12	11	23	6	2	0	1	32
BANTRY	5	3	8	2	0	1	0	11
CLONAKILTY	8	3	11	1	0	0	0	12
MACROOM	12	3	15	1	0	1	1	18
CORK WEST	37	20	57	10	2	2	2	73
BLACKROCK-W	25	10	35	3	0	1	0	39
DUNLAOGHAIRE-F	23	15	38	9	0	0	1	48
DMR EAST	48	25	73	12	0	1	1	87
BALBRIGGAN-Y	6	6	12	1	0	0	0	13
BALLYMUN	13	19	32	8	0	1	1	42
COOLOCK-R	10	15	25	2	0	0	0	27
RAHENY-J	12	11	23	2	0	0	0	25
DMR NORTH	41	51	92	13	0	1	1	107
BRIDEWELL	7	3	10	3	0	0	0	13
FITZGIBBON STREET	11	10	21	5	0	2	0	28
STORE STREET	18	18	36	5	0	1	1	43
DMR NORTH CENTRAL	36	31	67	13	0	3	1	84
CRUMLIN-G	10	11	21	8	0	0	0	29
TALLAGHT-M	14	20	34	5	0	0	1	40
TERENURE-P	11	7	18	2	0	1	0	21
DMR SOUTH	35	38	73	15	0	1	1	90
DONNYBROOK-E	11	7	18	7	0	0	0	25
KEVIN STREET-A	11	20	31	5	0	0	1	37
PEARSE STREET-B	9	10	19	6	0	0	0	25
DMR SOUTH CENTRAL	31	37	68	18	0	0	1	87
DMR TRAFFIC-DUBLIN CASTLE	13	4	17	3	36	2	0	58
DMR TRAFFIC	13	4	17	3	36	2	0	58
BLANCHARDSTOWN-K	19	24	43	6	0	0	1	50
CLONDALKIN-L	10	13	23	4	0	0	0	27
LUCAN-Q	10	10	20	3	0	0	5	28
DMR WEST	39	47	86	13	0	0	6	105
BALLYSHANNON	11	3	14	2	0	1	1	18
BUNCRANA	7	4	11	1	2	2	0	16
LETTERKENNY	13	10	23	8	2	3	0	36
MILFORD	6	1	7	1	0	1	0	9
DONEGAL	37	18	55	12	4	7	1	79
BALLINASLOE	5	2	7	1	0	0	0	8
CLIFDEN	4	1	5	1	0	0	0	6
GALWAY	19	29	48	14	4	1	1	68
LOUGHREA	6	2	8	3	0	0	0	11
SALTHILL	7	2	9	2	0	1	0	12
TUAM	9	4	13	1	2	0	0	16
GALWAY	50	40	90	22	6	2	1	121

Following a full Fleet Category Review undertaken on August 9th 2019, 1 vehicle listed as 'Others' was reclassified as 'Vans' & 127 vehicles listed as 'Others' and 27 vehicles listed as '4x4' were reclassified as 'Cars'.

This Data is correct as of 30/12/2021 and will be updated as of 31/01/2022



Garda Fleet Management Report as at 30/12/2021

KILLARNEY	10	4	14	2	0	0	0	16
LISTOWEL	10	2	12	1	0	0	0	13
TRALEE	17	10	27	8	3	1	1	40
KERRY	37	16	53	11	3	1	1	69
KILDARE	15	7	22	5	1	0	0	28
LEIXLIP	7	4	11	2	0	0	0	13
NAAS	11	9	20	8	1	1	1	31
KILDARE	33	20	53	15	2	1	1	72
CARLOW	15	5	20	5	1	0	0	26
KILKENNY	14	14	28	7	0	1	1	37
THOMASTOWN	7	14	21	6	0	1	0	28
THOMASTOWN R.R	1	0	1	0	0	0	0	1
KILKENNY/CARLOW	37	33	70	18	1	2	1	92
BIRR	4	2	6	1	0	0	0	7
PORTLAOISE	15	14	29	8	3	1	2	43
TULLAMORE	10	4	14	3	1	0	0	18
LAOIS-OFFALY	29	20	49	12	4	1	2	68
BRUFF	6	2	8	3	0	0	0	11
HENRY STREET LIMERICK	20	27	47	12	5	1	0	65
NEWCASTLEWEST	11	1	12	2	0	0	0	14
ROXBORO ROAD	7	3	10	2	0	0	3	15
LIMERICK	44	33	77	19	5	1	3	105
ARDEE	4	3	7	3	0	0	0	10
DROGHEDA	11	7	18	3	2	1	1	25
DUNDALK	19	7	26	6	0	2	0	34
LOUTH	34	17	51	12	2	3	1	69
BALLINA	7	2	9	3	0	0	0	12
BELMULLET	3	0	3	0	0	1	0	4
CASTLEBAR	3	6	9	3	2	0	1	15
CLAREMORRIS	19	5	24	3	0	0	0	27
WESTPORT	5	1	6	2	0	0	0	8
MAYO	37	14	51	11	2	1	1	66
ASHBOURNE	15	5	20	2	2	1	0	25
KELLS	6	1	7	1	0	0	0	8
NAVAN	9	7	16	5	0	0	0	21
TRIM	8	2	10	2	0	0	0	12
MEATH	38	15	53	10	2	1	0	66
CASTLEREA	8	4	12	3	0	1	3	19
GRANARD	4	1	5	1	0	0	0	6
LONGFORD	8	4	12	2	1	0	0	15
ROSCOMMON	8	7	15	5	2	0	0	22
ROSCOMMON-LONGFORD	28	16	44	11	3	1	3	62
BALLYMOTE	7	2	9	1	1	1	0	12
LEITRIM	10	4	14	4	1	2	0	21
SLIGO	13	7	20	5	1	0	0	26
SLIGO-LEITRIM	30	13	43	10	3	3	0	59
CAHIR	12	4	16	1	2	1	0	20
CLONMEL	5	3	8	2	0	0	0	10
NENAGH	6	4	10	2	0	0	0	12
THURLES	9	8	17	7	2	1	0	27
TIPPERARY	3	4	7	2	0	0	0	9
TIPPERARY	35	23	58	14	4	2	0	78
DUNGARVAN	11	2	13	2	0	1	0	16
TRAMORE	6	2	8	2	1	1	0	12
WATERFORD	18	12	30	10	2	1	1	44
WATERFORD	35	16	51	14	3	3	1	72
ATHLONE	14	4	18	1	2	1	0	22
MULLINGAR	20	23	43	9	0	0	1	53
WESTMEATH	34	27	61	10	2	1	1	75
ENNISCORTHY	14	7	21	2	1	1	0	25
NEW ROSS	4	4	8	2	0	0	0	10
WEXFORD	12	10	22	4	1	1	0	28
WEXFORD	30	21	51	8	2	2	0	63
BALTINGLASS	9	3	12	3	0	1	0	16
BRAY	14	6	20	4	2	1	0	27
WICKLOW	9	9	18	4	0	4	1	27
WICKLOW	32	18	50	11	2	6	1	70
NATIONAL & HEADQUARTERS UNITS	39	664	703	133	21	43	16	916
NATIONAL & HEADQUARTERS UNITS	39	664	703	133	21	43	16	916

Following a full Fleet Category Review undertaken on August 9th 2019, 1 vehicle listed as 'Others' was reclassified as 'Vans' & 127 vehicles listed as 'Others' and 27 vehicles listed as '4x4' were reclassified as 'Cars'.

This Data is correct as of 30/12/2021 and will be updated as of 31/01/2022



Garda Fleet Management Report as at 30/12/2021

GARDA HEADQUARTERS	0	4	4	0	0	0	0	4
GARDA HEADQUARTERS	0	4	4	0	0	0	0	4
ORGANISED & SERIOUS CRIME	0	8	8	0	0	0	0	8
H/SQ-ORGANISED & SERIOUS CRIME	0	8	8	0	0	0	0	8

Vehicles Removed from Fleet from 01/12/2021 to 31/12/2021 by Type as at 30/12/2021

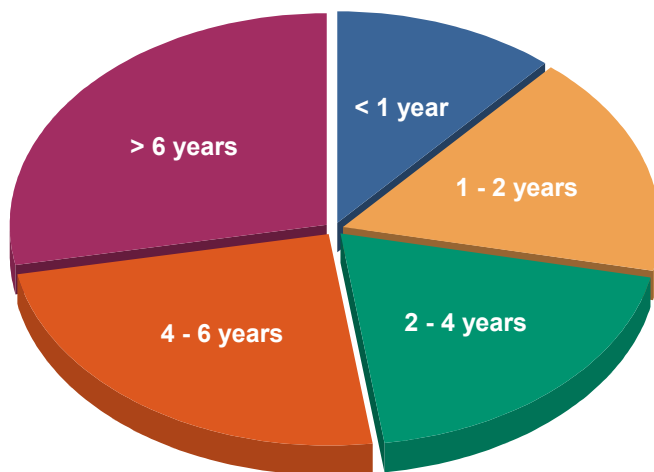
	Cars			Vans	Motorcycles	4 x 4	Others	Total
	Marked	Unmarked	Total	Total	Total	Total	Total	
Total								

Vehicles Assigned to Fleet from 01/12/2021 to 31/12/2021 by Type as at 30/12/2021

	Cars			Vans	Motorcycles	4 x 4	Others	Total
	Marked	Unmarked	Total	Total	Total	Total	Total	
Total				3	0	0	0	3
December 2021				3	0	0	0	3

Strength of Garda Fleet, broken down by Age as at 30/12/2021

	Cars	Vans	Motorcycles	4 x 4	Others	Total	% of Total
Total	2,451	506	128	101	54	3,240	100%
< 1 year	303	46	1	18	1	369	11%
1 - 2 years	485	25	26	8	4	548	17%
2 - 4 years	456	117	12	32	13	630	19%
4 - 6 years	499	184	57	21	20	781	24%
> 6 years	708	134	32	22	16	912	28%



< 1 year	369	11.4%
1 - 2 years	548	16.9%
2 - 4 years	630	19.4%
4 - 6 years	781	24.1%
> 6 years	912	28.1%
Total:	3,240	100.0%

Vehicle age is calculated from date of commission.

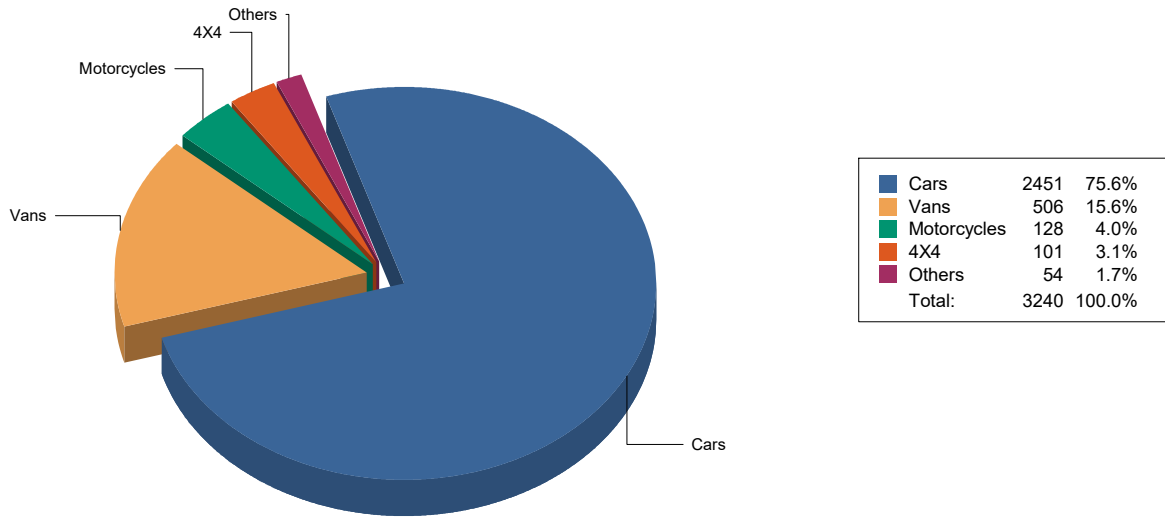
Following a full Fleet Category Review undertaken on August 9th 2019, 1 vehicle listed as 'Others' was reclassified as 'Vans' & 127 vehicles listed as 'Others' and 27 vehicles listed as '4x4' were reclassified as 'Cars'.

This Data is correct as of 30/12/2021 and will be updated as of 31/01/2022

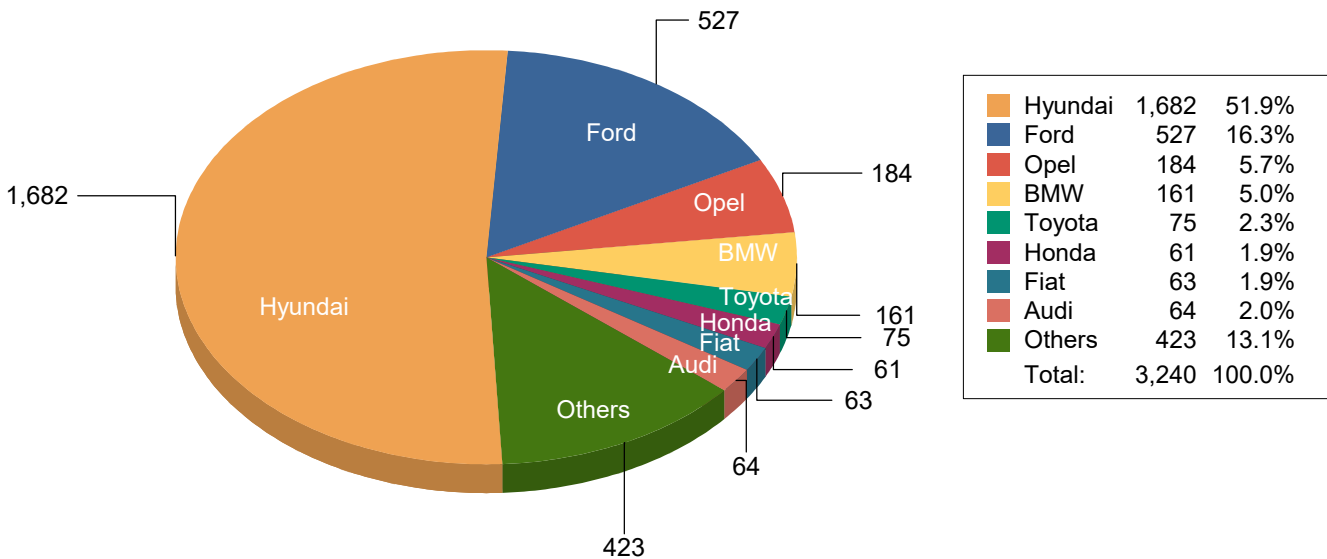


Garda Fleet Management Report as at 30/12/2021

Strength of Garda Fleet, broken down by Type as at 30/12/2021



Strength of Garda Fleet, broken down by Make as at 30/12/2021



Following a full Fleet Category Review undertaken on August 9th 2019, 1 vehicle listed as 'Others' was reclassified as 'Vans' & 127 vehicles listed as 'Others' and 27 vehicles listed as '4x4' were reclassified as 'Cars'.

This Data is correct as of 30/12/2021 and will be updated as of 31/01/2022