



# Garda Fleet Management Report as at 31/08/2022

## Strength of Garda Fleet, broken down by Division & District as at 31/08/2022

Division / District	Cars			Vans	Motorcycles	4 x 4	Others	Total
	Marked	Unmarked	Total	Total	Total	Total	Total	
	1,047	1,460	2,507	509	129	100	54	
<b>Total</b>	<b>1,047</b>	<b>1,460</b>	<b>2,507</b>	<b>509</b>	<b>129</b>	<b>100</b>	<b>54</b>	<b>3,299</b>
BAILIEBORO	6	5	11	1	0	0	0	12
CARRICKMACROSS	4	2	6	2	0	3	0	11
CAVAN	13	4	17	3	2	2	0	24
MONAGHAN	6	7	13	6	2	2	0	23
<b>CAVAN-MONAGHAN</b>	<b>29</b>	<b>18</b>	<b>47</b>	<b>12</b>	<b>4</b>	<b>7</b>	<b>0</b>	<b>70</b>
ENNIS	14	11	25	9	2	0	0	36
KILRUSH	7	4	11	2	0	1	0	14
<b>CLARE</b>	<b>21</b>	<b>15</b>	<b>36</b>	<b>11</b>	<b>2</b>	<b>1</b>	<b>0</b>	<b>50</b>
ANGELSEA STREET	12	41	53	14	1	1	1	70
GURRANABRAHER	13	6	19	3	8	1	1	32
MAYFIELD	7	6	13	4	1	0	4	22
TOGHER	11	7	18	1	0	0	1	20
<b>CORK CITY</b>	<b>43</b>	<b>60</b>	<b>103</b>	<b>22</b>	<b>10</b>	<b>2</b>	<b>7</b>	<b>144</b>
FERMOY	9	6	15	4	1	0	0	20
MALLOW	11	6	17	2	1	0	0	20
MIDLETON	9	5	14	6	1	0	0	21
<b>CORK NORTH</b>	<b>29</b>	<b>17</b>	<b>46</b>	<b>12</b>	<b>3</b>	<b>0</b>	<b>0</b>	<b>61</b>
BANDON	13	13	26	7	2	0	1	36
BANTRY	5	3	8	2	0	1	0	11
CLONAKILTY	7	3	10	2	0	0	0	12
MACROOM	13	3	16	1	0	1	1	19
<b>CORK WEST</b>	<b>38</b>	<b>22</b>	<b>60</b>	<b>12</b>	<b>2</b>	<b>2</b>	<b>2</b>	<b>78</b>
BLACKROCK-W	24	11	35	4	0	1	0	40
DUNLAOGHAIRE-F	20	15	35	9	0	0	1	45
<b>DMR EAST</b>	<b>44</b>	<b>26</b>	<b>70</b>	<b>13</b>	<b>0</b>	<b>1</b>	<b>1</b>	<b>85</b>
BALBRIGGAN-Y	6	7	13	1	0	0	0	14
BALLYMUN	13	19	32	8	0	1	1	42
COOLOCK-R	8	15	23	3	0	0	0	26
RAHENY-J	12	12	24	2	0	0	0	26
<b>DMR NORTH</b>	<b>39</b>	<b>53</b>	<b>92</b>	<b>14</b>	<b>0</b>	<b>1</b>	<b>1</b>	<b>108</b>
BRIDEWELL	7	4	11	2	0	0	0	13
FITZGIBBON STREET	12	10	22	5	0	2	0	29
STORE STREET	18	17	35	6	0	1	1	43
<b>DMR NORTH CENTRAL</b>	<b>37</b>	<b>31</b>	<b>68</b>	<b>13</b>	<b>0</b>	<b>3</b>	<b>1</b>	<b>85</b>
CRUMLIN-G	10	10	20	8	0	0	0	28
TALLAGHT-M	13	19	32	5	0	1	1	39
TERENURE-P	11	8	19	2	0	1	0	22
<b>DMR SOUTH</b>	<b>34</b>	<b>37</b>	<b>71</b>	<b>15</b>	<b>0</b>	<b>2</b>	<b>1</b>	<b>89</b>
DONNYBROOK-E	11	7	18	7	0	0	0	25
KEVIN STREET-A	11	20	31	5	0	0	1	37
PEARSE STREET-B	8	10	18	6	0	0	0	24
<b>DMR SOUTH CENTRAL</b>	<b>30</b>	<b>37</b>	<b>67</b>	<b>18</b>	<b>0</b>	<b>0</b>	<b>1</b>	<b>86</b>
DMR TRAFFIC-DUBLIN CASTLE	15	4	19	3	36	2	0	60
<b>DMR TRAFFIC</b>	<b>15</b>	<b>4</b>	<b>19</b>	<b>3</b>	<b>36</b>	<b>2</b>	<b>0</b>	<b>60</b>
BLANCHARDSTOWN-K	17	27	44	5	0	0	1	50
CLONDALKIN-L	10	13	23	5	0	0	0	28
LUCAN-Q	10	11	21	3	0	0	5	29
<b>DMR WEST</b>	<b>37</b>	<b>51</b>	<b>88</b>	<b>13</b>	<b>0</b>	<b>0</b>	<b>6</b>	<b>107</b>
BALLYSHANNON	11	3	14	3	0	1	1	19
BUNCRANA	6	4	10	1	2	2	0	15
LETTERKENNY	14	9	23	8	2	3	0	36
MILFORD	7	3	10	1	0	1	0	12
<b>DONEGAL</b>	<b>38</b>	<b>19</b>	<b>57</b>	<b>13</b>	<b>4</b>	<b>7</b>	<b>1</b>	<b>82</b>
BALLINASLOE	4	1	5	1	0	0	0	6
CLIFDEN	4	1	5	1	0	0	0	6
GALWAY	20	30	50	15	4	1	1	71
LOUGHREA	6	2	8	3	0	0	0	11
SALTHILL	6	1	7	2	0	1	0	10
TUAM	8	2	10	1	2	0	0	13
<b>GALWAY</b>	<b>48</b>	<b>37</b>	<b>85</b>	<b>23</b>	<b>6</b>	<b>2</b>	<b>1</b>	<b>117</b>

Following a full Fleet Category Review undertaken on August 9th 2019, 1 vehicle listed as 'Others' was reclassified as 'Vans' & 127 vehicles listed as 'Others' and 27 vehicles listed as '4x4' were reclassified as 'Cars'.

This Data is correct as of 31/08/2022 and will be updated as of 01/09/2022



## Garda Fleet Management Report as at 31/08/2022

KILLARNEY	8	4	12	2	0	0	0	14
LISTOWEL	9	2	11	1	0	0	0	12
TRALEE	17	10	27	8	3	1	1	40
<b>KERRY</b>	<b>34</b>	<b>16</b>	<b>50</b>	<b>11</b>	<b>3</b>	<b>1</b>	<b>1</b>	<b>66</b>
KILDARE	13	8	21	4	1	0	0	26
LEIXLIP	6	4	10	2	0	0	0	12
NAAS	12	10	22	7	1	1	1	32
<b>KILDARE</b>	<b>31</b>	<b>22</b>	<b>53</b>	<b>13</b>	<b>2</b>	<b>1</b>	<b>1</b>	<b>70</b>
CARLOW	15	5	20	4	1	0	0	25
KILKENNY	14	13	27	5	0	1	1	34
THOMASTOWN	9	12	21	6	0	1	0	28
<b>KILKENNY/CARLOW</b>	<b>38</b>	<b>30</b>	<b>68</b>	<b>15</b>	<b>1</b>	<b>2</b>	<b>1</b>	<b>87</b>
BIRR	4	2	6	1	0	0	0	7
PORTLAOISE	15	12	27	9	3	1	2	42
TULLAMORE	10	2	12	5	1	0	0	18
<b>LAOIS-OFFALY</b>	<b>29</b>	<b>16</b>	<b>45</b>	<b>15</b>	<b>4</b>	<b>1</b>	<b>2</b>	<b>67</b>
BRUFF	6	2	8	3	0	0	0	11
HENRY STREET LIMERICK	22	28	50	12	5	1	0	68
NEWCASTLEWEST	11	1	12	1	0	0	0	13
ROXBORO ROAD	7	3	10	2	0	0	3	15
<b>LIMERICK</b>	<b>46</b>	<b>34</b>	<b>80</b>	<b>18</b>	<b>5</b>	<b>1</b>	<b>3</b>	<b>107</b>
ARDEE	4	3	7	3	0	0	0	10
DROGHEDA	11	9	20	3	2	1	1	27
DUNDALK	19	6	25	7	0	2	0	34
<b>LOUTH</b>	<b>34</b>	<b>18</b>	<b>52</b>	<b>13</b>	<b>2</b>	<b>3</b>	<b>1</b>	<b>71</b>
BALLINA	7	3	10	3	0	0	0	13
BELMULLET	2	0	2	0	0	1	0	3
CASTLEBAR	2	6	8	3	2	0	1	14
CLAREMORRIS	18	7	25	2	0	0	0	27
WESTPORT	6	2	8	2	0	0	0	10
<b>MAYO</b>	<b>35</b>	<b>18</b>	<b>53</b>	<b>10</b>	<b>2</b>	<b>1</b>	<b>1</b>	<b>67</b>
ASHBOURNE	14	6	20	2	2	1	0	25
KELLS	6	1	7	1	0	0	0	8
NAVAN	8	7	15	4	0	0	0	19
TRIM	7	2	9	2	0	0	0	11
<b>MEATH</b>	<b>35</b>	<b>16</b>	<b>51</b>	<b>9</b>	<b>2</b>	<b>1</b>	<b>0</b>	<b>63</b>
CASTLEREA	6	3	9	3	0	1	3	16
GRANARD	4	1	5	1	0	0	0	6
LONGFORD	8	3	11	2	1	0	0	14
ROSCOMMON	8	9	17	5	2	0	0	24
<b>ROSCOMMON-LONGFORD</b>	<b>26</b>	<b>16</b>	<b>42</b>	<b>11</b>	<b>3</b>	<b>1</b>	<b>3</b>	<b>60</b>
BALLYMOTE	7	2	9	1	1	1	0	12
LEITRIM	10	5	15	3	1	2	0	21
SLIGO	11	7	18	5	1	0	0	24
<b>SLIGO-LEITRIM</b>	<b>28</b>	<b>14</b>	<b>42</b>	<b>9</b>	<b>3</b>	<b>3</b>	<b>0</b>	<b>57</b>
CAHIR	12	4	16	1	2	1	0	20
CLONMEL	4	3	7	2	0	0	0	9
NENAGH	6	4	10	1	0	0	0	11
THURLES	9	8	17	7	2	1	0	27
TIPPERARY	3	4	7	2	0	0	0	9
<b>TIPPERARY</b>	<b>34</b>	<b>23</b>	<b>57</b>	<b>13</b>	<b>4</b>	<b>2</b>	<b>0</b>	<b>76</b>
DUNGARVAN	11	2	13	2	0	1	0	16
TRAMORE	6	2	8	3	1	1	0	13
WATERFORD	17	13	30	9	2	1	1	43
<b>WATERFORD</b>	<b>34</b>	<b>17</b>	<b>51</b>	<b>14</b>	<b>3</b>	<b>3</b>	<b>1</b>	<b>72</b>
ATHLONE	14	5	19	1	2	1	0	23
MULLINGAR	16	21	37	9	0	0	1	47
<b>WESTMEATH</b>	<b>30</b>	<b>26</b>	<b>56</b>	<b>10</b>	<b>2</b>	<b>1</b>	<b>1</b>	<b>70</b>
ENNISCORTHY	12	7	19	2	1	1	0	23
NEW ROSS	4	3	7	2	0	0	0	9
WEXFORD	12	11	23	4	1	1	0	29
<b>WEXFORD</b>	<b>28</b>	<b>21</b>	<b>49</b>	<b>8</b>	<b>2</b>	<b>2</b>	<b>0</b>	<b>61</b>
BALTINGLASS	8	3	11	3	0	1	0	15
BRAY	14	6	20	4	2	1	0	27
WICKLOW	7	8	15	4	0	4	1	24
<b>WICKLOW</b>	<b>29</b>	<b>17</b>	<b>46</b>	<b>11</b>	<b>2</b>	<b>6</b>	<b>1</b>	<b>66</b>
NATIONAL & HEADQUARTERS UNITS	74	729	803	135	22	41	16	1,017
<b>NATIONAL &amp; HEADQUARTERS UNITS</b>	<b>74</b>	<b>729</b>	<b>803</b>	<b>135</b>	<b>22</b>	<b>41</b>	<b>16</b>	<b>1,017</b>

Following a full Fleet Category Review undertaken on August 9th 2019, 1 vehicle listed as 'Others' was reclassified as 'Vans' & 127 vehicles listed as 'Others' and 27 vehicles listed as '4x4' were reclassified as 'Cars'.

This Data is correct as of 31/08/2022 and will be updated as of 01/09/2022



## Garda Fleet Management Report as at 31/08/2022

### Vehicles Removed from Fleet from 01/01/2022 to 31/08/2022 by Type as at 31/08/2022

	Cars			Vans	Motorcycles	4 x 4	Others	Total
	Marked	Unmarked	Total	Total	Total	Total	Total	
<b>Total</b>	43	53	96	22		1		119
January 2022	5	21	26	6	0	0	0	32
February 2022	19	17	36	8	0	1	0	45
March 2022	10	4	14	6	0	0	0	20
June 2022	9	10	19	2	0	0	0	21
July 2022		1	1	0	0	0	0	1

### Vehicles Assigned to Fleet from 01/01/2022 to 31/08/2022 by Type as at 31/08/2022

	Cars			Vans	Motorcycles	4 x 4	Others	Total
	Marked	Unmarked	Total	Total	Total	Total	Total	
<b>Total</b>	40	112	152	25	1	0	0	178
January 2022		2	2	8	0	0	0	10
February 2022	1	4	5	3	0	0	0	8
March 2022		11	11	3	1	0	0	15
April 2022	15	20	35	0	0	0	0	35
May 2022	10	24	34	2	0	0	0	36
June 2022	4	14	18	1	0	0	0	19
July 2022	8	11	19	5	0	0	0	24
August 2022	2	26	28	3	0	0	0	31

Following a full Fleet Category Review undertaken on August 9th 2019, 1 vehicle listed as 'Others' was reclassified as 'Vans' & 127 vehicles listed as 'Others' and 27 vehicles listed as '4x4' were reclassified as 'Cars'.

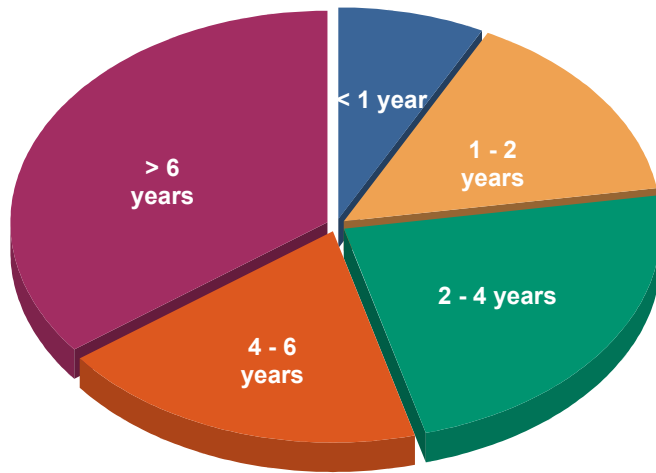
This Data is correct as of 31/08/2022 and will be updated as of 01/09/2022



# Garda Fleet Management Report as at 31/08/2022

## Strength of Garda Fleet, broken down by Age as at 31/08/2022

	Cars	Vans	Motorcycles	4 x 4	Others	Total	% of Total
Total	2,507	509	129	100	54	3,299	100%
< 1 year	218	30	1	0		249	8%
1 - 2 years	400	52	19	25	1	497	15%
2 - 4 years	669	66	8	13	14	770	23%
4 - 6 years	376	161	30	34	18	619	19%
> 6 years	844	200	71	28	21	1,164	35%



< 1 year	249	7.5%
1 - 2 years	497	15.1%
2 - 4 years	770	23.3%
4 - 6 years	619	18.8%
> 6 years	1,164	35.3%
Total:	3,299	100.0%

Vehicle age is calculated from date of commission.

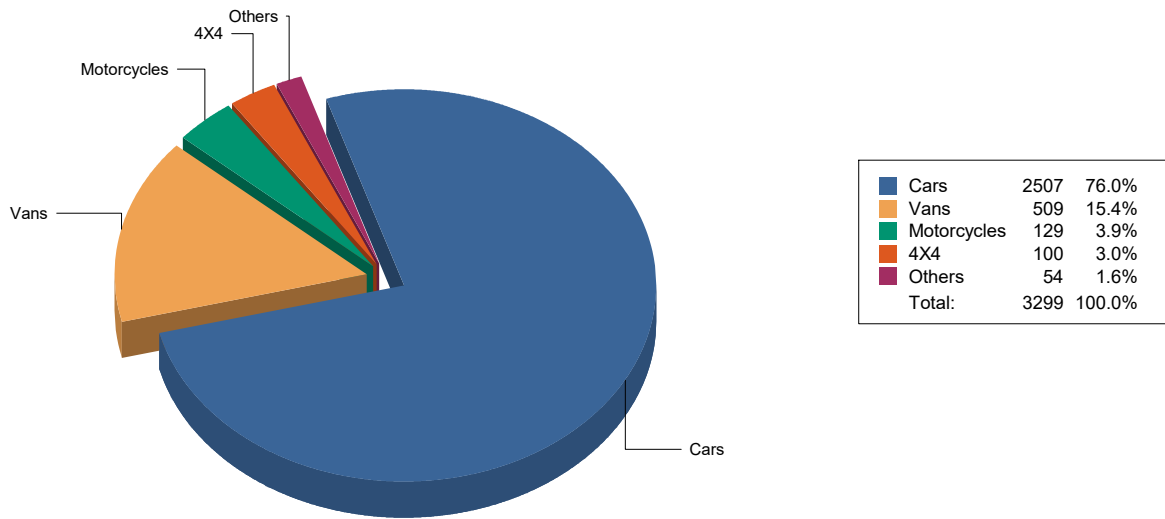
Following a full Fleet Category Review undertaken on August 9th 2019, 1 vehicle listed as 'Others' was reclassified as 'Vans' & 127 vehicles listed as 'Others' and 27 vehicles listed as '4x4' were reclassified as 'Cars'.

This Data is correct as of 31/08/2022 and will be updated as of 01/09/2022

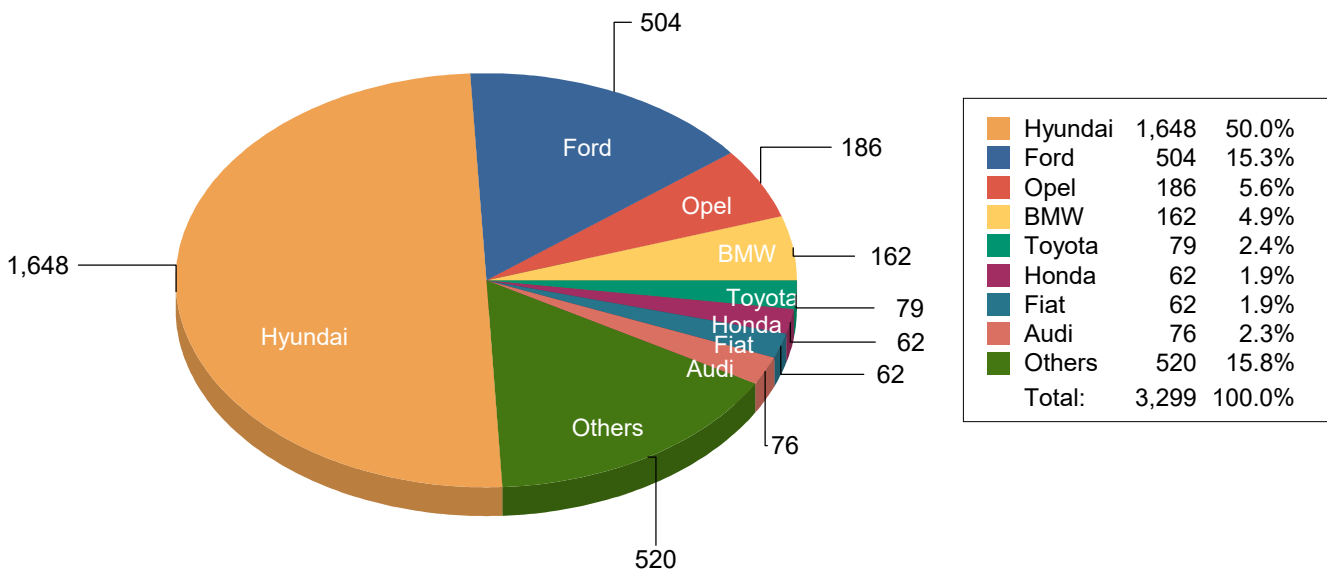


# Garda Fleet Management Report as at 31/08/2022

## Strength of Garda Fleet, broken down by Type as at 31/08/2022



## Strength of Garda Fleet, broken down by Make as at 31/08/2022



Following a full Fleet Category Review undertaken on August 9th 2019, 1 vehicle listed as 'Others' was reclassified as 'Vans' & 127 vehicles listed as 'Others' and 27 vehicles listed as '4x4' were reclassified as 'Cars'.

This Data is correct as of 31/08/2022 and will be updated as of 01/09/2022