



# Garda Fleet Management Report as at 31/08/20

## Strength of Garda Fleet, broken down by Division & District as at 31/08/20

Division / District	Cars			Vans	Motorcycles	4 x 4	Others	Total
	Marked	Unmarked	Total	Total	Total	Total	Total	
	922	1,339	2,261	496	122	81	55	
<b>Total</b>	<b>922</b>	<b>1,339</b>	<b>2,261</b>	<b>496</b>	<b>122</b>	<b>81</b>	<b>55</b>	<b>3,015</b>
BAILIEBORO	6	5	11	2	0	0	0	13
CARRICKMACROSS	5	4	9	3	0	1	0	13
CAVAN	14	3	17	2	1	0	0	20
MONAGHAN	6	6	12	6	1	0	1	20
<b>CAVAN-MONAGHAN</b>	<b>31</b>	<b>18</b>	<b>49</b>	<b>13</b>	<b>2</b>	<b>1</b>	<b>1</b>	<b>66</b>
ENNIS	11	15	26	11	2	0	0	39
KILRUSH	7	4	11	3	0	1	0	15
<b>CLARE</b>	<b>18</b>	<b>19</b>	<b>37</b>	<b>14</b>	<b>2</b>	<b>1</b>	<b>0</b>	<b>54</b>
ANGELSEA STREET	17	44	61	14	5	2	1	83
GURRANABRAHER	5	5	10	1	3	0	1	15
MAYFIELD	4	5	9	3	2	0	4	18
TOGHER	10	6	16	1	0	0	1	18
<b>CORK CITY</b>	<b>36</b>	<b>60</b>	<b>96</b>	<b>19</b>	<b>10</b>	<b>2</b>	<b>7</b>	<b>134</b>
FERMOY	11	6	17	3	1	0	0	21
MALLOW	7	6	13	3	1	0	0	17
MIDLETON	8	6	14	7	1	0	0	22
<b>CORK NORTH</b>	<b>26</b>	<b>18</b>	<b>44</b>	<b>13</b>	<b>3</b>	<b>0</b>	<b>0</b>	<b>60</b>
BANDON	10	9	19	6	1	0	1	27
BANTRY	4	2	6	3	0	1	0	10
CLONAKILTY	5	3	8	1	0	0	0	9
MACROOM	11	3	14	2	0	2	1	19
<b>CORK WEST</b>	<b>30</b>	<b>17</b>	<b>47</b>	<b>12</b>	<b>1</b>	<b>3</b>	<b>2</b>	<b>65</b>
BLACKROCK-W	15	11	26	2	0	1	0	29
DUNLAOGHAIRE-F	20	12	32	9	0	0	1	42
<b>DMR EAST</b>	<b>35</b>	<b>23</b>	<b>58</b>	<b>11</b>	<b>0</b>	<b>1</b>	<b>1</b>	<b>71</b>
BALBRIGGAN-Y	6	5	11	1	0	0	0	12
BALLYMUN	11	20	31	6	0	1	1	39
COOLOCK-R	9	16	25	3	0	0	0	28
RAHENY-J	12	9	21	3	0	0	0	24
<b>DMR NORTH</b>	<b>38</b>	<b>50</b>	<b>88</b>	<b>13</b>	<b>0</b>	<b>1</b>	<b>1</b>	<b>103</b>
BRIDEWELL	5	3	8	2	0	0	0	10
FITZGIBBON STREET	8	9	17	5	0	2	0	24
STORE STREET	13	18	31	5	0	1	1	38
<b>DMR NORTH CENTRAL</b>	<b>26</b>	<b>30</b>	<b>56</b>	<b>12</b>	<b>0</b>	<b>3</b>	<b>1</b>	<b>72</b>
CRUMLIN-G	8	11	19	8	0	0	0	27
TALLAGHT-M	16	19	35	6	0	1	1	43
TERENURE-P	9	6	15	2	0	1	0	18
<b>DMR SOUTH</b>	<b>33</b>	<b>36</b>	<b>69</b>	<b>16</b>	<b>0</b>	<b>2</b>	<b>1</b>	<b>88</b>
DONNYBROOK-E	7	8	15	6	0	0	0	21
KEVIN STREET-A	9	20	29	4	0	0	1	34
PEARSE STREET-B	6	7	13	5	0	0	0	18
<b>DMR SOUTH CENTRAL</b>	<b>22</b>	<b>35</b>	<b>57</b>	<b>15</b>	<b>0</b>	<b>0</b>	<b>1</b>	<b>73</b>
DMR TRAFFIC-DUBLIN CASTLE	14	7	21	2	40	2	0	65
<b>DMR TRAFFIC</b>	<b>14</b>	<b>7</b>	<b>21</b>	<b>2</b>	<b>40</b>	<b>2</b>	<b>0</b>	<b>65</b>
BLANCHARDSTOWN-K	17	22	39	7	0	0	1	47
CLONDALKIN-L	8	14	22	4	0	0	0	26
LUCAN-Q	8	10	18	3	0	0	5	26
<b>DMR WEST</b>	<b>33</b>	<b>46</b>	<b>79</b>	<b>14</b>	<b>0</b>	<b>0</b>	<b>6</b>	<b>99</b>
BALLYSHANNON	11	5	16	2	0	0	1	19
BUNCRANA	6	3	9	1	2	0	0	12
LETTERKENNY	11	11	22	6	1	0	0	29
MILFORD	6	1	7	3	0	1	0	11
<b>DONEGAL</b>	<b>34</b>	<b>20</b>	<b>54</b>	<b>12</b>	<b>3</b>	<b>1</b>	<b>1</b>	<b>71</b>
BALLINASLOE	5	2	7	1	0	0	0	8
CLIFDEN	5	1	6	2	0	0	0	8
GALWAY	19	28	47	14	4	1	1	67
LOUGHREA	9	3	12	3	0	0	0	15
SALTHILL	7	1	8	2	0	0	0	10
TUAM	8	3	11	2	2	0	0	15
<b>GALWAY</b>	<b>53</b>	<b>38</b>	<b>91</b>	<b>24</b>	<b>6</b>	<b>1</b>	<b>1</b>	<b>123</b>

Following a full Fleet Category Review undertaken on August 9th 2019, 1 vehicle listed as 'Others' was reclassified as 'Vans' & 127 vehicles listed as 'Others' and 27 vehicles listed as '4x4' were reclassified as 'Cars'.

This Data is correct as of 31/08/20 and will be updated as of 30/09/2020



## Garda Fleet Management Report as at 31/08/20

KILLARNEY	6	5	11	3	0	0	0	14
LISTOWEL	10	1	11	2	0	0	0	13
TRALEE	14	9	23	7	3	1	1	35
<b>KERRY</b>	<b>30</b>	<b>15</b>	<b>45</b>	<b>12</b>	<b>3</b>	<b>1</b>	<b>1</b>	<b>62</b>
KILDARE	13	7	20	4	0	0	1	25
LEIXLIP	7	5	12	3	0	0	0	15
NAAS	10	6	16	6	2	1	0	25
<b>KILDARE</b>	<b>30</b>	<b>18</b>	<b>48</b>	<b>13</b>	<b>2</b>	<b>1</b>	<b>1</b>	<b>65</b>
CARLOW	13	5	18	6	1	1	0	26
KILKENNY	16	16	32	8	0	1	1	42
THOMASTOWN	6	13	19	6	0	0	0	25
<b>KILKENNY/CARLOW</b>	<b>35</b>	<b>34</b>	<b>69</b>	<b>20</b>	<b>1</b>	<b>2</b>	<b>1</b>	<b>93</b>
BIRR	5	2	7	1	0	0	0	8
PORTLAOISE	15	15	30	7	3	1	2	43
TULLAMORE	8	4	12	3	0	0	0	15
<b>LAOIS-OFFALY</b>	<b>28</b>	<b>21</b>	<b>49</b>	<b>11</b>	<b>3</b>	<b>1</b>	<b>2</b>	<b>66</b>
BRUFF	5	1	6	3	0	0	0	9
HENRY STREET LIMERICK	17	24	41	10	4	1	0	56
NEWCASTLEWEST	11	2	13	2	0	0	0	15
ROXBORO ROAD	7	4	11	4	0	0	3	18
<b>LIMERICK</b>	<b>40</b>	<b>31</b>	<b>71</b>	<b>19</b>	<b>4</b>	<b>1</b>	<b>3</b>	<b>98</b>
ARDEE	4	3	7	3	0	0	0	10
DROGHEDA	9	7	16	3	2	1	1	23
DUNDALK	19	9	28	5	0	0	0	33
<b>LOUTH</b>	<b>32</b>	<b>19</b>	<b>51</b>	<b>11</b>	<b>2</b>	<b>1</b>	<b>1</b>	<b>66</b>
BALLINA	6	1	7	4	0	0	0	11
BELMULLET	3	0	3	1	0	1	0	5
CASTLEBAR	5	7	12	3	1	0	1	17
CLAREMORRIS	15	5	20	3	0	0	0	23
WESTPORT	4	1	5	2	0	0	0	7
<b>MAYO</b>	<b>33</b>	<b>14</b>	<b>47</b>	<b>13</b>	<b>1</b>	<b>1</b>	<b>1</b>	<b>63</b>
ASHBOURNE	11	7	18	4	1	1	0	24
KELLS	5	2	7	2	0	0	0	9
NAVAN	8	8	16	5	0	0	0	21
TRIM	7	3	10	1	0	0	0	11
<b>MEATH</b>	<b>31</b>	<b>20</b>	<b>51</b>	<b>12</b>	<b>1</b>	<b>1</b>	<b>0</b>	<b>65</b>
CASTLEREA	8	6	14	4	0	0	3	21
GRANARD	3	1	4	2	0	0	0	6
LONGFORD	7	5	12	2	1	0	0	15
ROSCOMMON	8	6	14	5	2	0	0	21
<b>ROSCOMMON-LONGFORD</b>	<b>26</b>	<b>18</b>	<b>44</b>	<b>13</b>	<b>3</b>	<b>0</b>	<b>3</b>	<b>63</b>
BALLYMOTE	6	2	8	2	0	0	0	10
LEITRIM	10	5	15	4	1	1	0	21
SLIGO	11	7	18	6	1	0	0	25
<b>SLIGO-LEITRIM</b>	<b>27</b>	<b>14</b>	<b>41</b>	<b>12</b>	<b>2</b>	<b>1</b>	<b>0</b>	<b>56</b>
CAHIR	12	4	16	2	1	1	0	20
CLONMEL	3	4	7	3	0	0	0	10
NENAGH	7	3	10	2	0	0	0	12
THURLES	8	11	19	5	3	1	0	28
TIPPERARY	3	2	5	2	0	0	0	7
<b>TIPPERARY</b>	<b>33</b>	<b>24</b>	<b>57</b>	<b>14</b>	<b>4</b>	<b>2</b>	<b>0</b>	<b>77</b>
DUNGARVAN	11	2	13	2	0	1	0	16
TRAMORE	5	3	8	2	1	1	0	12
WATERFORD	18	11	29	11	2	1	1	44
<b>WATERFORD</b>	<b>34</b>	<b>16</b>	<b>50</b>	<b>15</b>	<b>3</b>	<b>3</b>	<b>1</b>	<b>72</b>
ATHLONE	9	3	12	2	1	1	0	16
MULLINGAR	20	26	46	12	2	0	1	61
<b>WESTMEATH</b>	<b>29</b>	<b>29</b>	<b>58</b>	<b>14</b>	<b>3</b>	<b>1</b>	<b>1</b>	<b>77</b>
ENNISCORTHY	15	8	23	2	1	1	0	27
NEW ROSS	6	3	9	2	0	0	0	11
WEXFORD	11	10	21	6	0	1	0	28
<b>WEXFORD</b>	<b>32</b>	<b>21</b>	<b>53</b>	<b>10</b>	<b>1</b>	<b>2</b>	<b>0</b>	<b>66</b>
BALTINGLASS	8	3	11	2	0	1	0	14
BRAY	12	9	21	4	1	1	0	27
WICKLOW	7	8	15	4	0	4	1	24
<b>WICKLOW</b>	<b>27</b>	<b>20</b>	<b>47</b>	<b>10</b>	<b>1</b>	<b>6</b>	<b>1</b>	<b>65</b>
NATIONAL & HEADQUARTERS UNITS	26	597	623	107	21	39	16	806
<b>NATIONAL &amp; HEADQUARTERS UNITS</b>	<b>26</b>	<b>597</b>	<b>623</b>	<b>107</b>	<b>21</b>	<b>39</b>	<b>16</b>	<b>806</b>

Following a full Fleet Category Review undertaken on August 9th 2019, 1 vehicle listed as 'Others' was reclassified as 'Vans' & 127 vehicles listed as 'Others' and 27 vehicles listed as '4x4' were reclassified as 'Cars'.

This Data is correct as of 31/08/20 and will be updated as of 30/09/2020



## Garda Fleet Management Report as at 31/08/20

GARDA HEADQUARTERS	0	3	3	0	0	0	0	3
GARDA HEADQUARTERS	0	3	3	0	0	0	0	3
ORGANISED & SERIOUS CRIME	0	8	8	0	0	0	0	8
H/SQ-ORGANISED & SERIOUS CRIME	0	8	8	0	0	0	0	8

### Vehicles Removed from Fleet from 01/01/20 to 31/08/20 by Type as at 31/08/20

	Cars			Vans	Motorcycles	4 x 4	Others	Total
	Marked	Unmarked	Total	Total	Total	Total	Total	
<b>Total</b>	55	52	107	18	2	1	2	130
January 2020	2	14	16	0	1	0	1	18
February 2020	1	3	4	1	0	0	0	5
March 2020	13	6	19	2	0	0	1	22
April 2020	12	12	24	0	0	0	0	24
May 2020	11	9	20	10	0	0	0	30
July 2020	8	2	10	4	0	1	0	15
August 2020	8	6	14	1	1	0	0	16

### Vehicles Assigned to Fleet from 01/01/20 to 31/08/20 by Type as at 31/08/20

	Cars			Vans	Motorcycles	4 x 4	Others	Total
	Marked	Unmarked	Total	Total	Total	Total	Total	
<b>Total</b>	174	150	324	14	8	1	4	351
January 2020		36	36	10	0	0	0	46
February 2020	13	13	26	2	0	1	0	29
March 2020	29	10	39	1	0	0	1	41
April 2020	25	25	50	0	0	0	0	50
May 2020	20	46	66	1	0	0	0	67
June 2020	27	4	31	0	0	0	2	33
July 2020	26	4	30	0	6	0	1	37
August 2020	34	12	46	0	2	0	0	48

Following a full Fleet Category Review undertaken on August 9th 2019, 1 vehicle listed as 'Others' was reclassified as 'Vans' & 127 vehicles listed as 'Others' and 27 vehicles listed as '4x4' were reclassified as 'Cars'.

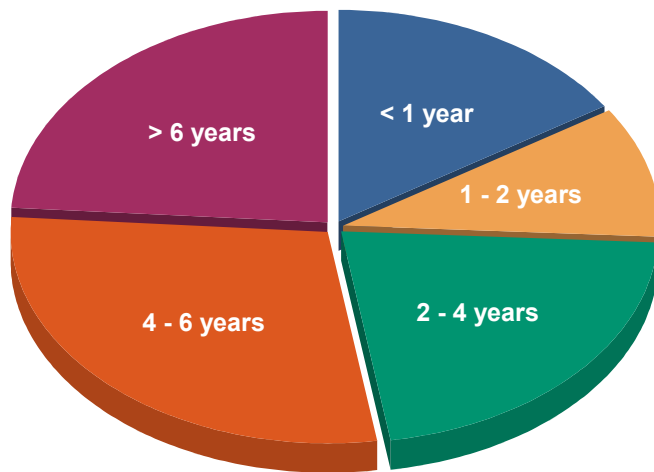
This Data is correct as of 31/08/20 and will be updated as of 30/09/2020



# Garda Fleet Management Report as at 31/08/20

## Strength of Garda Fleet, broken down by Age as at 31/08/20

	Cars	Vans	Motorcycles	4 x 4	Others	Total	% of Total
Total	2,261	496	122	81	55	3,015	100%
< 1 year	418	40	8	11	4	481	16%
1 - 2 years	262	26	0	2	10	300	10%
2 - 4 years	403	162	30	34	18	647	21%
4 - 6 years	658	144	41	9	15	867	29%
> 6 years	520	124	43	25	8	720	24%



< 1 year	481	16.0%
1 - 2 years	300	10.0%
2 - 4 years	647	21.5%
4 - 6 years	867	28.8%
> 6 years	720	23.9%
Total:	3,015	100.0%

Vehicle age is calculated from date of commission.

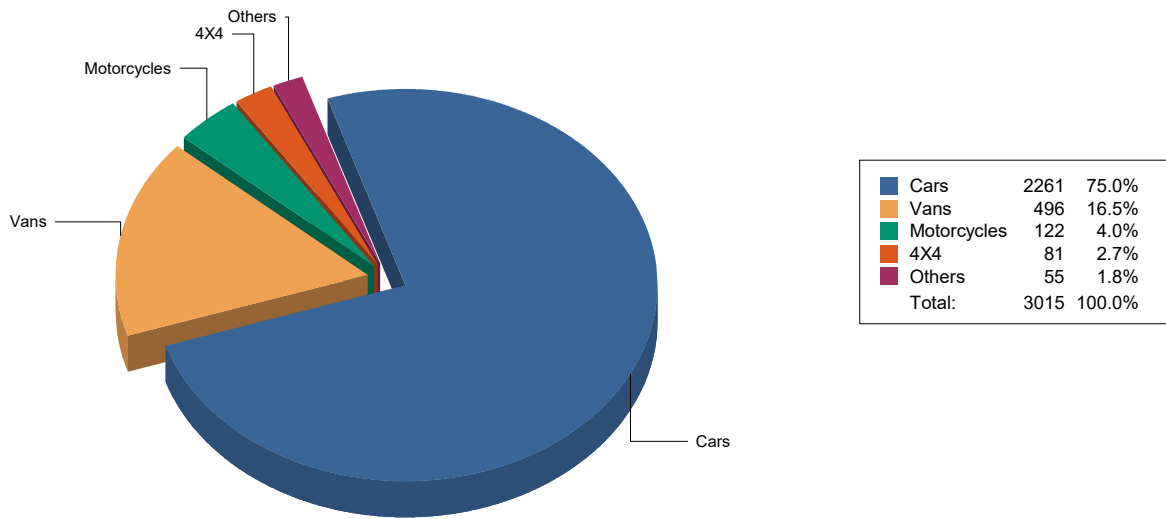
Following a full Fleet Category Review undertaken on August 9th 2019, 1 vehicle listed as 'Others' was reclassified as 'Vans' & 127 vehicles listed as 'Others' and 27 vehicles listed as '4x4' were reclassified as 'Cars'.

This Data is correct as of 31/08/20 and will be updated as of 30/09/2020

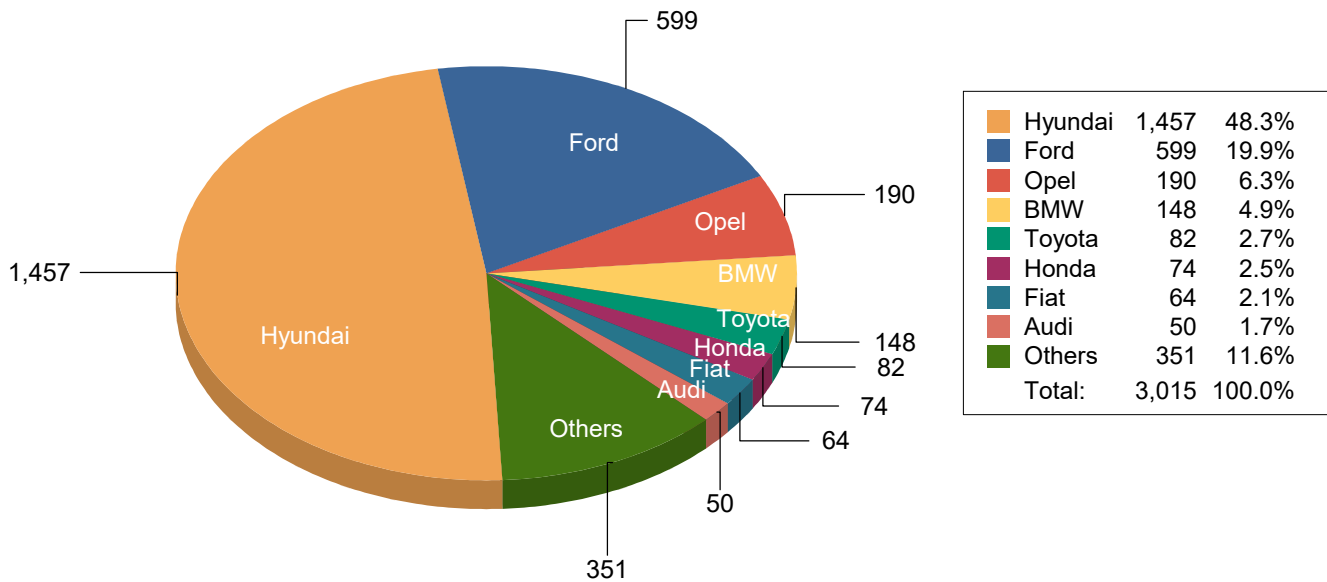


# Garda Fleet Management Report as at 31/08/20

## Strength of Garda Fleet, broken down by Type as at 31/08/20



## Strength of Garda Fleet, broken down by Make as at 31/08/20



Following a full Fleet Category Review undertaken on August 9th 2019, 1 vehicle listed as 'Others' was reclassified as 'Vans' & 127 vehicles listed as 'Others' and 27 vehicles listed as '4x4' were reclassified as 'Cars'.

This Data is correct as of 31/08/20 and will be updated as of 30/09/2020