



Joint Resources Working Group as at 30/04/2025

Strength of Garda Fleet, broken down by Division & District as at 30/04/2025

Division / District	Cars			Vans	Motorcycles	4 x 4	Others	Total
	Marked	Unmarked	Total	Total	Total	Total	Total	
	1,076	1,615	2,691	651	162	98	58	
Total	1,076	1,615	2,691	651	162	98	58	3,660
ANGELSEA STREET	15	43	58	14	0	1	1	74
GURRANABRAHER	16	7	23	4	10	1	1	39
MAYFIELD	7	6	13	5	1	0	4	23
TOGHER	16	7	23	6	1	0	1	31
CORK CITY	54	63	117	29	12	2	7	167
BLACKROCK-W	20	16	36	5	1	1	0	43
DUNLAOGHAIRE-F	14	14	28	12	0	0	1	41
DMR EAST	34	30	64	17	1	1	1	84
BALBRIGGAN-Y	8	6	14	2	0	0	0	16
BALLYMUN	13	21	34	6	0	1	2	43
COOLOCK-R	9	14	23	3	0	0	0	26
RAHENY-J	12	14	26	4	0	0	0	30
DMR NORTH	42	55	97	15	0	1	2	115
BRIDEWELL	8	3	11	3	0	0	0	14
FITZGIBBON STREET	13	11	24	6	0	0	0	30
STORE STREET	17	11	28	7	4	1	1	41
DMR NORTH CENTRAL	38	25	63	16	4	1	1	85
CRUMLIN-G	11	8	19	9	0	0	0	28
TALLAGHT-M	15	18	33	9	0	2	2	46
TERENURE-P	9	6	15	3	0	1	0	19
DMR SOUTH	35	32	67	21	0	3	2	93
DONNYBROOK-E	12	8	20	7	0	0	0	27
KEVIN STREET-A	11	19	30	8	0	0	3	41
PEARSE STREET-B	7	12	19	8	1	0	0	28
DMR SOUTH CENTRAL	30	39	69	23	1	0	3	96
DMR TRAFFIC-DUBLIN CASTLE	11	4	15	4	36	1	1	57
DMR TRAFFIC	11	4	15	4	36	1	1	57
BLANCHARDSTOWN-K	16	30	46	7	2	0	1	56
CLONDALKIN-L	15	12	27	7	0	0	0	34
LUCAN-Q	13	11	24	2	0	0	2	28
DMR WEST	44	53	97	16	2	0	3	118
BALLYSHANNON	11	3	14	2	1	2	1	20
BUNCRANA	7	3	10	1	1	2	0	14
LETTERKENNY	15	12	27	9	2	2	0	40
MILFORD	7	2	9	4	0	1	0	14
DONEGAL	40	20	60	16	4	7	1	88
BALLINASLOE	3	2	5	1	0	0	0	6
CLIFDEN	3	0	3	1	0	0	0	4
GALWAY	19	33	52	23	5	1	1	82
LOUGHREA	4	3	7	3	0	0	0	10
SALTHILL	7	1	8	2	0	1	0	11
TUAM	5	2	7	1	2	0	0	10
GALWAY	41	41	82	31	7	2	1	123
KILLARNEY	8	6	14	3	0	0	0	17
LISTOWEL	8	2	10	2	0	0	0	12
TRALEE	17	13	30	14	4	1	1	50
KERRY	33	21	54	19	4	1	1	79
KILDARE	14	9	23	6	0	0	0	29
LEIXLIP	8	11	19	3	0	0	0	22
NAAS	13	10	23	9	2	1	1	36
KILDARE	35	30	65	18	2	1	1	87
CARLOW	17	1	18	4	1	0	0	23
KILKENNY	15	24	39	7	1	1	1	49
THOMASTOWN	7	13	20	8	0	0	0	28
KILKENNY/CARLOW	39	38	77	19	2	1	1	100
BIRR	5	2	7	3	0	0	0	10
PORTLAOISE	15	14	29	11	4	1	2	47
TULLAMORE	11	3	14	6	1	0	0	21
LAOIS-OFFALY	31	19	50	20	5	1	2	78

Following a full Fleet Category Review undertaken on August 9th 2019, 1 vehicle listed as 'Others' was reclassified as 'Vans' & 127 vehicles listed as 'Others' and 27 vehicles listed as '4x4' were reclassified as 'Cars'.

This Data is correct as of 30/04/2025 and will be updated as of 31/05/2025



Joint Resources Working Group as at 30/04/2025

BRUFF	5	2	7	3	0	0	0	10
HENRY STREET LIMERICK	31	37	68	15	6	1	0	90
NEWCASTLEWEST	12	2	14	2	0	0	0	16
ROXBORO ROAD	10	5	15	3	0	0	1	19
LIMERICK	58	46	104	23	6	1	1	135
BALLYMOTE	9	2	11	2	1	1	0	15
LEITRIM	12	5	17	4	0	1	1	23
SLIGO	13	10	23	9	1	0	0	33
SLIGO-LEITRIM	34	17	51	15	2	2	1	71
DUNGARVAN	8	2	10	2	0	1	0	13
TRAMORE	7	3	10	2	1	1	0	14
WATERFORD	18	14	32	13	3	1	1	50
WATERFORD	33	19	52	17	4	3	1	77
NATIONAL & HEADQUARTERS UNITS	41	811	852	166	37	43	16	1,114
NATIONAL & HEADQUARTERS UNITS	41	811	852	166	37	43	16	1,114
CAHIR	12	3	15	1	2	1	0	19
CLONMEL	4	4	8	3	0	0	0	11
ENNIS	15	11	26	11	2	0	1	40
KILRUSH	8	2	10	2	0	1	0	13
NENAGH	6	2	8	1	0	0	0	9
THURLES	8	8	16	10	2	1	0	29
TIPPERARY	3	3	6	2	0	0	1	9
CLARE/TIPPERARY	56	33	89	30	6	3	2	130
BANDON	11	11	22	7	1	0	1	31
BANTRY	5	2	7	2	0	1	0	10
CLONAKILTY	8	3	11	2	0	0	0	13
FERMOY	9	9	18	5	2	0	0	25
MACROOM	13	6	19	1	0	1	1	22
MALLOW	13	8	21	4	1	0	0	26
MIDLETON	12	7	19	6	1	0	1	27
CORK COUNTY	71	46	117	27	5	2	3	154
ARDEE	7	4	11	4	0	0	0	15
BAILIEBORO	6	8	14	1	0	0	0	15
CARRICKMACROSS	6	2	8	4	0	3	0	15
CAVAN	17	2	19	2	2	1	0	24
DROGHEDA	11	9	20	4	2	1	1	28
DUNDALK	21	13	34	7	0	2	0	43
MONAGHAN	10	16	26	10	2	2	0	40
LOUTH/CAVAN/MONAGHAN	78	54	132	32	6	9	1	180
BALLINA	7	3	10	3	0	0	0	13
BELMULLET	2	0	2	1	0	1	0	4
CASTLEBAR	5	8	13	4	2	0	1	20
CASTLEREA	8	4	12	4	0	1	2	19
CLAREMORRIS	22	7	29	2	0	0	0	31
GRANARD	4	2	6	2	0	0	0	8
LONGFORD	9	3	12	3	1	0	0	16
ROSCOMMON	7	9	16	7	2	0	0	25
WESTPORT	4	2	6	4	0	0	0	10
MAYO/ROSCOMMON/LONGFORD	68	38	106	30	5	2	3	146
ASHBOURNE	12	7	19	3	3	1	0	26
ATHLONE	16	8	24	3	2	1	0	30
KELLS	7	2	9	1	0	0	0	10
MULLINGAR	18	17	35	8	0	1	1	45
NAVAN	11	9	20	7	0	0	0	27
TRIM	7	2	9	2	0	0	0	11
MEATH/WESTMEATH	71	45	116	24	5	3	1	149
BALTINGLASS	8	5	13	3	1	1	0	18
BRAY	12	6	18	5	1	1	0	25
ENNISCORTHY	10	6	16	3	1	1	0	21
NEW ROSS	7	4	11	2	0	0	0	13
WEXFORD	14	8	22	5	3	1	1	32
WICKLOW	8	7	15	5	0	4	1	25
WEXFORD/WICKLOW	59	36	95	23	6	8	2	134

Following a full Fleet Category Review undertaken on August 9th 2019, 1 vehicle listed as 'Others' was reclassified as 'Vans' & 127 vehicles listed as 'Others' and 27 vehicles listed as '4x4' were reclassified as 'Cars'.

This Data is correct as of 30/04/2025 and will be updated as of 31/05/2025



Joint Resources Working Group as at 30/04/2025

Vehicles Removed from Fleet from 01/01/2025 to 30/04/2025 by Type as at 30/04/2025

	Cars			Vans	Motorcycles	4 x 4	Others	Total
	Marked	Unmarked	Total	Total	Total	Total	Total	
Total	43	50	93		0	1	0	94
January 2025	1	0	1	0	0	0	0	1
February 2025	10	3	13	0	0	0	0	13
March 2025	17	33	50	0	0	1	0	51
April 2025	15	14	29	0	0	0	0	29

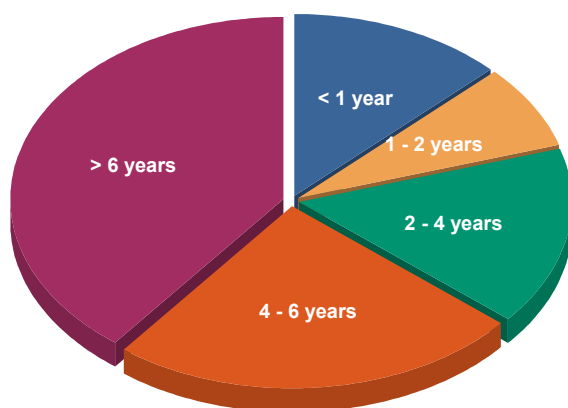
Vehicles Assigned to Fleet from 01/01/2025 to 30/04/2025 by Type as at 30/04/2025

	Cars			Vans	Motorcycles	4 x 4	Others	Total
	Marked	Unmarked	Total	Total	Total	Total	Total	
Total	69	62	131	26	2	2	4	165
January 2025	20	12	32	6	0	0	2	40
February 2025	27	14	41	9	2	0	1	53
March 2025	20	19	39	5	0	1	0	45
April 2025	2	17	19	6	0	1	1	27

Strength of Garda Fleet, broken down by Age as at 30/04/2025

	Cars	Vans	Motorcycles	4 x 4	Others	Total	% of Total
Total	2,691	651	162	98	58	3,660	100%
< 1 year	324	96	36	2	8	466	13%
1 - 2 years	214	54	4	4		276	8%
2 - 4 years	486	65	13	20		584	16%
4 - 6 years	750	82	25	19	10	886	24%
> 6 years	917	354	84	53	40	1,448	40%

Vehicle age is calculated from date of commission.



< 1 year	466	12.7%
1 - 2 years	276	7.5%
2 - 4 years	584	16.0%
4 - 6 years	886	24.2%
> 6 years	1,448	39.6%
Total:	3,660	100.0%

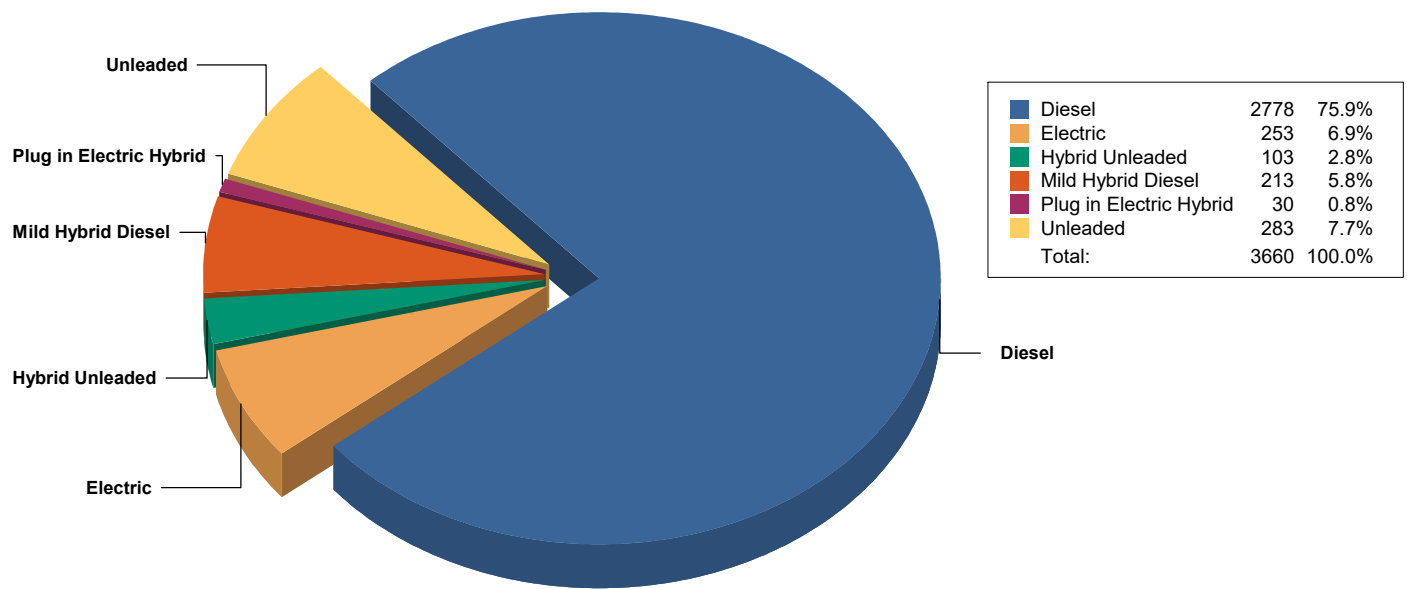
Following a full Fleet Category Review undertaken on August 9th 2019, 1 vehicle listed as 'Others' was reclassified as 'Vans' & 127 vehicles listed as 'Others' and 27 vehicles listed as '4x4' were reclassified as 'Cars'.

This Data is correct as of 30/04/2025 and will be updated as of 31/05/2025



Joint Resources Working Group as at 30/04/2025

Strength of Garda Fleet, broken down by Fuel Type as at 30/04/2025



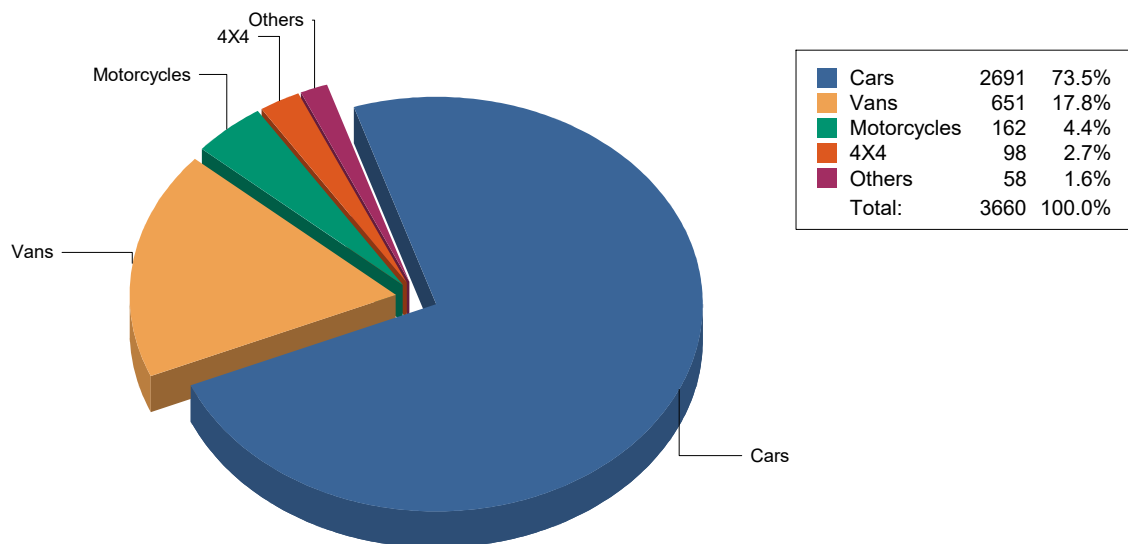
Following a full Fleet Category Review undertaken on August 9th 2019, 1 vehicle listed as 'Others' was reclassified as 'Vans' & 127 vehicles listed as 'Others' and 27 vehicles listed as '4x4' were reclassified as 'Cars'.

This Data is correct as of 30/04/2025 and will be updated as of 31/05/2025

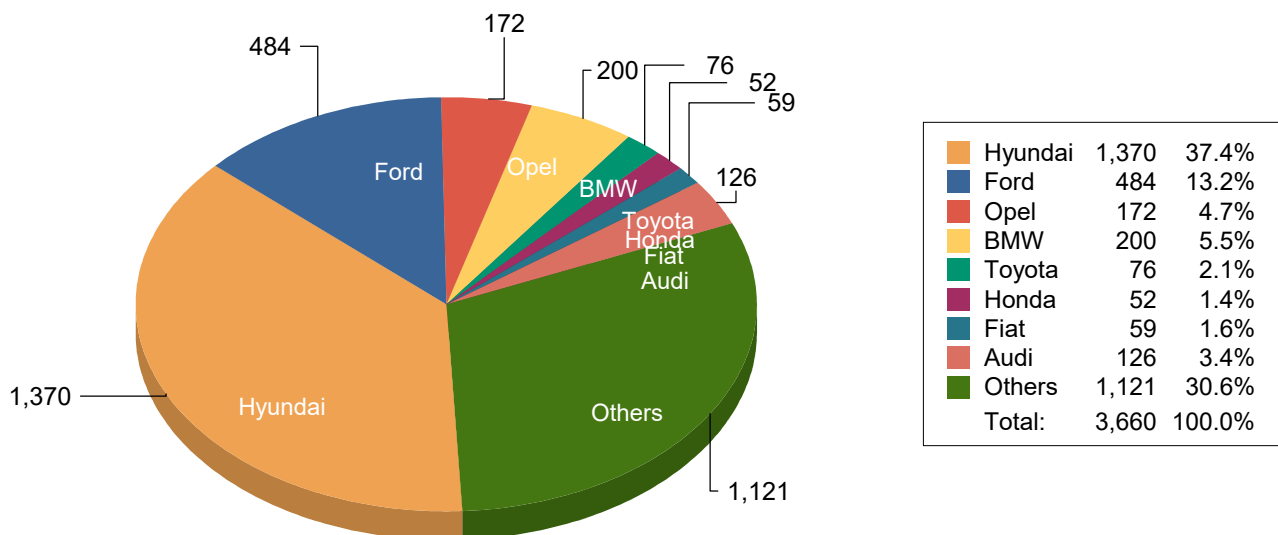


Joint Resources Working Group as at 30/04/2025

Strength of Garda Fleet, broken down by Type as at 30/04/2025



Strength of Garda Fleet, broken down by Make as at 30/04/2025



Following a full Fleet Category Review undertaken on August 9th 2019, 1 vehicle listed as 'Others' was reclassified as 'Vans' & 127 vehicles listed as 'Others' and 27 vehicles listed as '4x4' were reclassified as 'Cars'.

This Data is correct as of 30/04/2025 and will be updated as of 31/05/2025