



Garda Fleet Management Report as at 30/04/21

Strength of Garda Fleet, broken down by Division & District as at 30/04/21

Division / District	Cars			Vans	Motorcycles	4 x 4	Others	Total
	Marked	Unmarked	Total	Total	Total	Total	Total	
	1,029	1,395	2,424	508	127	86	54	
Total								3,199
BAILIEBORO	6	6	12	2	0	0	0	14
CARRICKMACROSS	5	2	7	2	0	1	0	10
CAVAN	17	5	22	2	2	0	0	26
MONAGHAN	7	8	15	5	2	0	0	22
CAVAN-MONAGHAN	35	21	56	11	4	1	0	72
ENNIS	15	14	29	9	2	0	0	40
KILRUSH	7	4	11	2	0	1	0	14
CLARE	22	18	40	11	2	1	0	54
ANGELSEA STREET	12	42	54	15	1	1	1	72
GURRANABRAHER	13	9	22	4	8	1	1	36
MAYFIELD	6	5	11	2	1	0	4	18
TOGHER	11	5	16	1	0	0	1	18
CORK CITY	42	61	103	22	10	2	7	144
FERMOY	11	8	19	3	1	0	0	23
MALLOW	10	6	16	2	1	0	0	19
MIDLETON	9	6	15	6	1	0	0	22
CORK NORTH	30	20	50	11	3	0	0	64
BANDON	12	10	22	8	1	0	1	32
BANTRY	5	3	8	3	0	1	0	12
CLONAKILTY	6	3	9	1	0	0	0	10
MACROOM	12	2	14	1	0	2	1	18
CORK WEST	35	18	53	13	1	3	2	72
BLACKROCK-W	24	10	34	4	0	1	0	39
DUNLAOGHAIRE-F	22	14	36	9	0	0	1	46
DMR EAST	46	24	70	13	0	1	1	85
BALBRIGGAN-Y	6	6	12	1	0	0	0	13
BALLYMUN	11	22	33	7	0	1	1	42
COOLOCK-R	9	16	25	2	0	0	0	27
RAHENY-J	11	11	22	3	0	0	0	25
DMR NORTH	37	55	92	13	0	1	1	107
BRIDEWELL	7	3	10	2	0	0	0	12
FITZGIBBON STREET	12	9	21	5	0	2	0	28
STORE STREET	17	18	35	6	0	1	1	43
DMR NORTH CENTRAL	36	30	66	13	0	3	1	83
CRUMLIN-G	11	11	22	8	0	0	0	30
TALLAGHT-M	11	19	30	6	0	1	1	38
TERENURE-P	12	8	20	2	0	1	0	23
DMR SOUTH	34	38	72	16	0	2	1	91
DONNYBROOK-E	10	8	18	7	0	0	0	25
KEVIN STREET-A	11	21	32	4	0	0	1	37
PEARSE STREET-B	8	10	18	6	0	0	0	24
DMR SOUTH CENTRAL	29	39	68	17	0	0	1	86
DMR TRAFFIC-DUBLIN CASTLE	12	6	18	2	39	2	0	61
DMR TRAFFIC	12	6	18	2	39	2	0	61
BLANCHARDSTOWN-K	17	25	42	6	0	0	1	49
CLONDALKIN-L	10	14	24	4	0	0	0	28
LUCAN-Q	9	10	19	3	0	0	5	27
DMR WEST	36	49	85	13	0	0	6	104
BALLYSHANNON	12	3	15	2	0	0	1	18
BUNCRANA	7	3	10	1	2	0	0	13
LETTERKENNY	13	10	23	10	2	0	0	35
MILFORD	7	2	9	2	0	1	0	12
DONEGAL	39	18	57	15	4	1	1	78
BALLINASLOE	5	2	7	1	0	0	0	8
CLIFDEN	4	1	5	2	0	0	0	7
GALWAY	21	28	49	14	4	1	1	69
LOUGHREA	8	2	10	2	0	0	0	12
SALTHILL	8	2	10	2	0	0	0	12
TUAM	9	4	13	1	2	0	0	16
GALWAY	55	39	94	22	6	1	1	124

Following a full Fleet Category Review undertaken on August 9th 2019, 1 vehicle listed as 'Others' was reclassified as 'Vans' & 127 vehicles listed as 'Others' and 27 vehicles listed as '4x4' were reclassified as 'Cars'.

This Data is correct as of 30/04/21 and will be updated as of



Garda Fleet Management Report as at 30/04/21

KILLARNEY	9	4	13	3	0	0	0	16
LISTOWEL	10	2	12	1	0	0	0	13
TRALEE	17	11	28	8	3	1	1	41
KERRY	36	17	53	12	3	1	1	70
KILDARE	14	7	21	5	1	0	0	27
LEIXLIP	8	5	13	3	0	0	0	16
NAAS	11	7	18	7	1	1	1	28
KILDARE	33	19	52	15	2	1	1	71
CARLOW	15	6	21	5	1	0	0	27
KILKENNY	16	15	31	9	0	1	1	42
THOMASTOWN	8	12	20	6	0	1	0	27
KILKENNY/CARLOW	39	33	72	20	1	2	1	96
BIRR	4	2	6	1	0	0	0	7
PORTLAOISE	16	14	30	8	3	2	2	45
TULLAMORE	9	4	13	3	1	0	0	17
LAOIS-OFFALY	29	20	49	12	4	2	2	69
BRUFF	5	2	7	3	0	0	0	10
HENRY STREET LIMERICK	19	25	44	11	5	1	0	61
NEWCASTLEWEST	11	2	13	2	0	0	0	15
ROXBORO ROAD	7	3	10	3	0	0	3	16
LIMERICK	42	32	74	19	5	1	3	102
ARDEE	4	3	7	3	0	0	0	10
DROGHEDA	10	6	16	3	2	1	1	23
DUNDALK	20	9	29	5	0	0	0	34
LOUTH	34	18	52	11	2	1	1	67
BALLINA	7	2	9	3	0	0	0	12
BELMULLET	3	0	3	1	0	1	0	5
CASTLEBAR	5	7	12	4	2	0	1	19
CLAREMORRIS	17	4	21	4	0	0	0	25
WESTPORT	4	1	5	2	0	0	0	7
MAYO	36	14	50	14	2	1	1	68
ASHBOURNE	13	7	20	4	2	1	0	27
KELLS	6	1	7	1	0	0	0	8
NAVAN	10	6	16	5	0	0	0	21
TRIM	8	3	11	1	0	0	0	12
MEATH	37	17	54	11	2	1	0	68
CASTLEREA	7	4	11	4	0	1	3	19
GRANARD	4	2	6	1	0	0	0	7
LONGFORD	9	4	13	2	1	0	0	16
ROSCOMMON	10	9	19	5	2	0	0	26
ROSCOMMON-LONGFORD	30	19	49	12	3	1	3	68
BALLYMOTE	6	1	7	2	1	0	0	10
LEITRIM	11	4	15	4	1	1	0	21
SLIGO	12	8	20	7	1	0	0	28
SLIGO-LEITRIM	29	13	42	13	3	1	0	59
CAHIR	12	4	16	1	2	1	0	20
CLONMEL	3	5	8	2	0	0	0	10
NENAGH	6	3	9	2	0	0	0	11
THURLES	8	7	15	7	2	1	0	25
TIPPERARY	3	4	7	2	0	0	0	9
TIPPERARY	32	23	55	14	4	2	0	75
DUNGARVAN	12	2	14	2	0	1	0	17
TRAMORE	6	3	9	2	1	1	0	13
WATERFORD	18	11	29	10	2	1	1	43
WATERFORD	36	16	52	14	3	3	1	73
ATHLONE	13	5	18	2	2	1	0	23
MULLINGAR	21	23	44	9	0	0	1	54
WESTMEATH	34	28	62	11	2	1	1	77
ENNISCORTHY	15	8	23	2	1	1	0	27
NEW ROSS	4	4	8	2	0	0	0	10
WEXFORD	12	10	22	5	1	1	0	29
WEXFORD	31	22	53	9	2	2	0	66
BALTINGLASS	8	3	11	3	0	1	0	15
BRAY	15	7	22	4	2	1	0	29
WICKLOW	9	8	17	4	0	4	1	26
WICKLOW	32	18	50	11	2	6	1	70
NATIONAL & HEADQUARTERS UNITS	31	650	681	118	18	42	16	875
NATIONAL & HEADQUARTERS UNITS	31	650	681	118	18	42	16	875

Following a full Fleet Category Review undertaken on August 9th 2019, 1 vehicle listed as 'Others' was reclassified as 'Vans' & 127 vehicles listed as 'Others' and 27 vehicles listed as '4x4' were reclassified as 'Cars'.

This Data is correct as of 30/04/21 and will be updated as of



Garda Fleet Management Report as at 30/04/21

Vehicles Removed from Fleet from 01/01/21 to 30/04/21 by Type as at 30/04/21

	Cars			Vans	Motorcycles	4 x 4	Others	Total
	Marked	Unmarked	Total	Total	Total	Total	Total	
Total	45	37	82	13	0	2	0	97
January 2021	6	2	8	1	0	0	0	9
February 2021	14	17	31	8	0	1	0	40
March 2021	16	6	22	2	0	1	0	25
April 2021	9	12	21	2	0	0	0	23

Vehicles Assigned to Fleet from 01/01/21 to 30/04/21 by Type as at 30/04/21

	Cars			Vans	Motorcycles	4 x 4	Others	Total
	Marked	Unmarked	Total	Total	Total	Total	Total	
Total	114	44	158	25	0	0	1	184
January 2021	22	2	24	1	0	0	0	25
February 2021	20	24	44	0	0	0	0	44
March 2021	36	4	40	9	0	0	0	49
April 2021	36	14	50	15	0	0	1	66

Following a full Fleet Category Review undertaken on August 9th 2019, 1 vehicle listed as 'Others' was reclassified as 'Vans' & 127 vehicles listed as 'Others' and 27 vehicles listed as '4x4' were reclassified as 'Cars'.

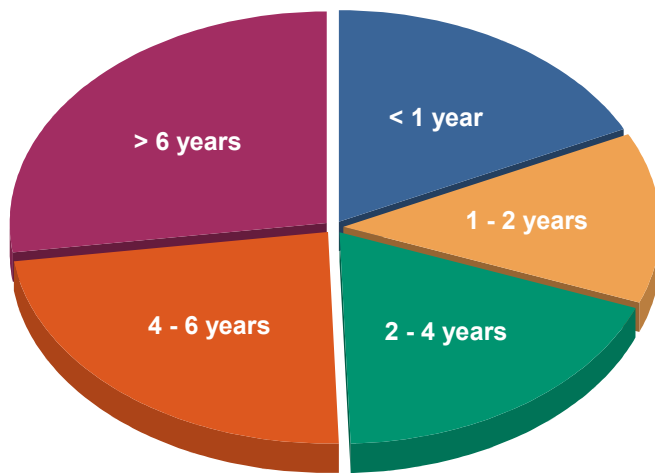
This Data is correct as of 30/04/21 and will be updated as of



Garda Fleet Management Report as at 30/04/21

Strength of Garda Fleet, broken down by Age as at 30/04/21

	Cars	Vans	Motorcycles	4 x 4	Others	Total	% of Total
Total	2,424	508	127	86	54	3,199	100%
< 1 year	493	37	26	7	4	567	18%
1 - 2 years	354	45	0	12	6	417	13%
2 - 4 years	432	114	12	30	12	600	19%
4 - 6 years	470	181	58	14	20	743	23%
> 6 years	675	131	31	23	12	872	27%



< 1 year	567	17.7%
1 - 2 years	417	13.0%
2 - 4 years	600	18.8%
4 - 6 years	743	23.2%
> 6 years	872	27.3%
Total:	3,199	100.0%

Vehicle age is calculated from date of commission.

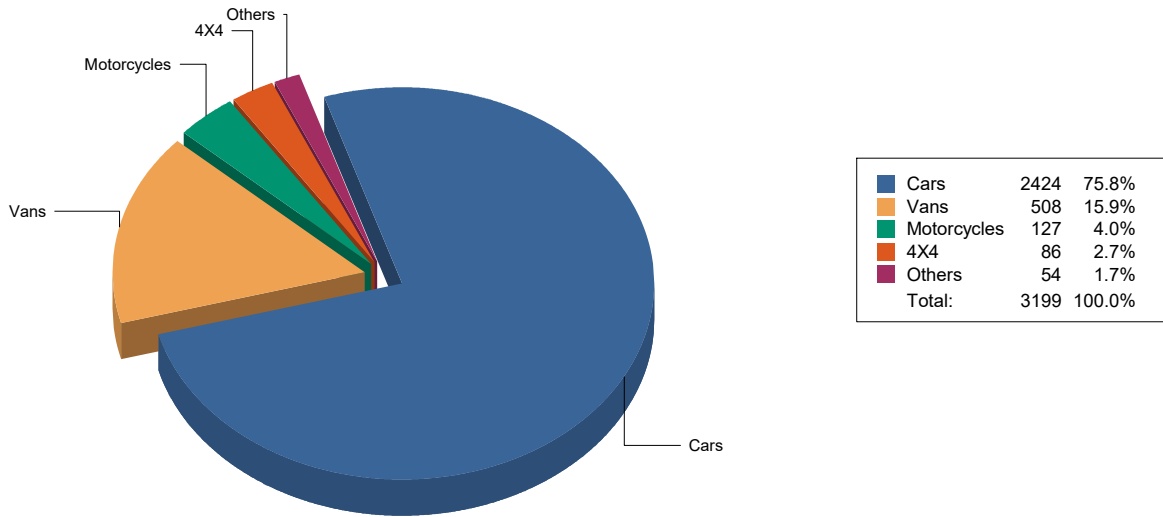
Following a full Fleet Category Review undertaken on August 9th 2019, 1 vehicle listed as 'Others' was reclassified as 'Vans' & 127 vehicles listed as 'Others' and 27 vehicles listed as '4x4' were reclassified as 'Cars'.

This Data is correct as of 30/04/21 and will be updated as of

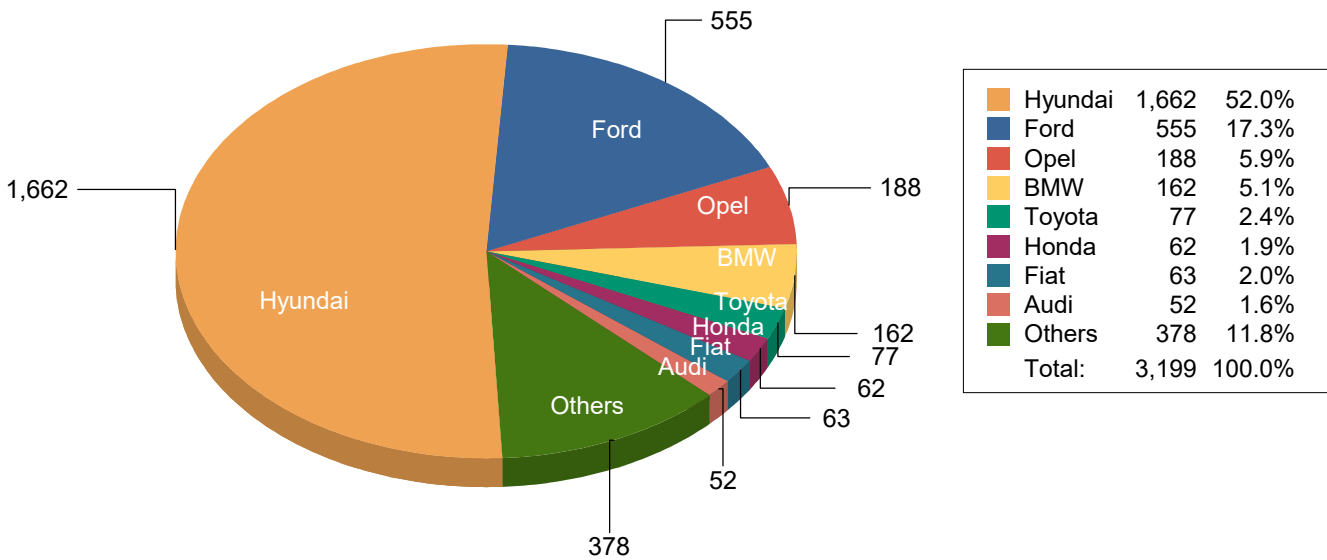


Garda Fleet Management Report as at 30/04/21

Strength of Garda Fleet, broken down by Type as at 30/04/21



Strength of Garda Fleet, broken down by Make as at 30/04/21



Following a full Fleet Category Review undertaken on August 9th 2019, 1 vehicle listed as 'Others' was reclassified as 'Vans' & 127 vehicles listed as 'Others' and 27 vehicles listed as '4x4' were reclassified as 'Cars'.

This Data is correct as of 30/04/21 and will be updated as of