



## Joint Resources Working Group as at 31/07/2025

### Strength of Garda Fleet, broken down by Division & District as at 31/07/2025

Division / District	Cars			Vans	Motorcycles	4 x 4	Others	Total
	Marked	Unmarked	Total	Total	Total	Total	Total	
	1,093	1,625	2,718	664	143	99	59	
<b>Total</b>	<b>1,093</b>	<b>1,625</b>	<b>2,718</b>	<b>664</b>	<b>143</b>	<b>99</b>	<b>59</b>	<b>3,683</b>
ANGELSEA STREET	14	51	65	16	0	1	1	83
GURRANABRAHER	14	8	22	4	9	1	1	37
MAYFIELD	9	5	14	5	1	0	4	24
TOGHER	16	7	23	6	1	0	1	31
<b>CORK CITY</b>	<b>53</b>	<b>71</b>	<b>124</b>	<b>31</b>	<b>11</b>	<b>2</b>	<b>7</b>	<b>175</b>
BLACKROCK-W	21	15	36	5	1	1	0	43
DUNLAOGHAIRE-F	15	13	28	12	0	0	1	41
<b>DMR EAST</b>	<b>36</b>	<b>28</b>	<b>64</b>	<b>17</b>	<b>1</b>	<b>1</b>	<b>1</b>	<b>84</b>
BALBRIGGAN-Y	9	6	15	2	0	0	0	17
BALLYMUN	13	19	32	6	0	1	2	41
COOLOCK-R	9	16	25	3	0	0	0	28
RAHENY-J	12	16	28	4	0	0	0	32
<b>DMR NORTH</b>	<b>43</b>	<b>57</b>	<b>100</b>	<b>15</b>	<b>0</b>	<b>1</b>	<b>2</b>	<b>118</b>
BRIDEWELL	7	3	10	3	0	0	0	13
FITZGIBBON STREET	13	10	23	6	0	0	0	29
STORE STREET	17	12	29	7	4	1	1	42
<b>DMR NORTH CENTRAL</b>	<b>37</b>	<b>25</b>	<b>62</b>	<b>16</b>	<b>4</b>	<b>1</b>	<b>1</b>	<b>84</b>
CRUMLIN-G	10	8	18	9	0	0	0	27
TALLAGHT-M	16	19	35	9	0	2	2	48
TERENURE-P	9	6	15	3	0	1	0	19
<b>DMR SOUTH</b>	<b>35</b>	<b>33</b>	<b>68</b>	<b>21</b>	<b>0</b>	<b>3</b>	<b>2</b>	<b>94</b>
DONNYBROOK-E	12	8	20	7	0	0	0	27
KEVIN STREET-A	12	21	33	8	0	0	3	44
PEARSE STREET-B	7	12	19	8	1	0	0	28
<b>DMR SOUTH CENTRAL</b>	<b>31</b>	<b>41</b>	<b>72</b>	<b>23</b>	<b>1</b>	<b>0</b>	<b>3</b>	<b>99</b>
DMR TRAFFIC-DUBLIN CASTLE	11	4	15	4	33	1	1	54
<b>DMR TRAFFIC</b>	<b>11</b>	<b>4</b>	<b>15</b>	<b>4</b>	<b>33</b>	<b>1</b>	<b>1</b>	<b>54</b>
BLANCHARDSTOWN-K	16	31	47	7	2	0	1	57
CLONDALKIN-L	15	12	27	7	0	0	0	34
LUCAN-Q	14	11	25	2	0	0	2	29
<b>DMR WEST</b>	<b>45</b>	<b>54</b>	<b>99</b>	<b>16</b>	<b>2</b>	<b>0</b>	<b>3</b>	<b>120</b>
BALLYSHANNON	12	3	15	2	1	1	1	20
BUNCRANA	7	3	10	1	1	1	0	13
LETTERKENNY	15	12	27	10	2	2	0	41
MILFORD	7	2	9	4	0	1	0	14
<b>DONEGAL</b>	<b>41</b>	<b>20</b>	<b>61</b>	<b>17</b>	<b>4</b>	<b>5</b>	<b>1</b>	<b>88</b>
BALLINASLOE	3	2	5	1	0	0	0	6
CLIFDEN	3	0	3	1	0	0	0	4
GALWAY	19	33	52	24	4	1	1	82
LOUGHREA	4	3	7	3	0	0	0	10
SALTHILL	7	1	8	2	0	1	0	11
TUAM	6	2	8	1	2	0	0	11
<b>GALWAY</b>	<b>42</b>	<b>41</b>	<b>83</b>	<b>32</b>	<b>6</b>	<b>2</b>	<b>1</b>	<b>124</b>
KILLARNEY	10	6	16	4	0	0	0	20
LISTOWEL	7	2	9	2	0	0	0	11
TRALEE	18	11	29	14	4	1	1	49
<b>KERRY</b>	<b>35</b>	<b>19</b>	<b>54</b>	<b>20</b>	<b>4</b>	<b>1</b>	<b>1</b>	<b>80</b>
BIRR	6	2	8	3	0	0	0	11
PORTLAOISE	15	16	31	11	3	1	2	48
TULLAMORE	11	3	14	7	1	0	0	22
<b>LAOIS-OFFALY</b>	<b>32</b>	<b>21</b>	<b>53</b>	<b>21</b>	<b>4</b>	<b>1</b>	<b>2</b>	<b>81</b>
BRUFF	6	2	8	3	0	0	0	11
HENRY STREET LIMERICK	31	33	64	16	6	1	0	87
NEWCASTLEWEST	13	3	16	2	0	0	0	18
ROXBORO ROAD	10	5	15	3	0	0	1	19
<b>LIMERICK</b>	<b>60</b>	<b>43</b>	<b>103</b>	<b>24</b>	<b>6</b>	<b>1</b>	<b>1</b>	<b>135</b>
BALLYMOTE	8	2	10	2	0	1	0	13
LEITRIM	12	5	17	4	0	1	1	23
SLIGO	13	12	25	9	1	0	0	35
<b>SLIGO-LEITRIM</b>	<b>33</b>	<b>19</b>	<b>52</b>	<b>15</b>	<b>1</b>	<b>2</b>	<b>1</b>	<b>71</b>
NATIONAL & HEADQUARTERS UNITS	42	804	846	167	32	47	17	1,109
<b>NATIONAL &amp; HEADQUARTERS UNITS</b>	<b>42</b>	<b>804</b>	<b>846</b>	<b>167</b>	<b>32</b>	<b>47</b>	<b>17</b>	<b>1,109</b>

Following a full Fleet Category Review undertaken on August 9th 2019, 1 vehicle listed as 'Others' was reclassified as 'Vans' & 127 vehicles listed as 'Others' and 27 vehicles listed as '4x4' were reclassified as 'Cars'.

This Data is correct as of 31/07/2025 and will be updated as of 01/08/2025



## Joint Resources Working Group as at 31/07/2025

CAHIR	12	3	15	1	2	1	0	19
CLONMEL	6	5	11	3	0	0	0	14
ENNIS	15	12	27	12	1	0	1	41
KILRUSH	9	2	11	2	0	1	0	14
NENAGH	7	2	9	1	0	0	0	10
THURLES	9	9	18	10	2	1	0	31
TIPPERARY	3	3	6	2	0	0	1	9
<b>CLARE/TIPPERARY</b>	<b>61</b>	<b>36</b>	<b>97</b>	<b>31</b>	<b>5</b>	<b>3</b>	<b>2</b>	<b>138</b>
BANDON	9	13	22	7	1	0	1	31
BANTRY	5	2	7	2	0	1	0	10
CLONAKILTY	8	3	11	2	0	0	0	13
FERMOY	10	9	19	5	2	0	0	26
MACROOM	13	6	19	1	0	1	1	22
MALLOW	13	8	21	4	0	0	0	25
MIDLETON	11	8	19	6	1	0	1	27
<b>CORK COUNTY</b>	<b>69</b>	<b>49</b>	<b>118</b>	<b>27</b>	<b>4</b>	<b>2</b>	<b>3</b>	<b>154</b>
CARLOW	17	3	20	4	1	0	0	25
KILDARE	13	8	21	7	0	0	0	28
LEIXLIP	10	9	19	2	0	0	0	21
NAAS	13	13	26	9	2	1	1	39
<b>KILDARE/CARLOW</b>	<b>53</b>	<b>33</b>	<b>86</b>	<b>22</b>	<b>3</b>	<b>1</b>	<b>1</b>	<b>113</b>
ARDEE	7	5	12	4	0	0	0	16
BAILIEBORO	6	7	13	1	0	0	0	14
CARRICKMACROSS	5	2	7	4	0	3	0	14
CAVAN	17	3	20	2	2	1	0	25
DROGHEDA	11	8	19	4	2	1	1	27
DUNDALK	20	12	32	9	0	1	0	42
MONAGHAN	10	17	27	10	2	2	0	41
<b>LOUTH/CAVAN/MONAGHAN</b>	<b>76</b>	<b>54</b>	<b>130</b>	<b>34</b>	<b>6</b>	<b>8</b>	<b>1</b>	<b>179</b>
BALLINA	8	3	11	3	0	0	0	14
BELMULLET	2	0	2	1	0	1	0	4
CASTLEBAR	4	9	13	5	2	0	1	21
CASTLEREA	9	4	13	4	0	1	2	20
CLAREMORRIS	21	7	28	2	0	0	0	30
GRANARD	4	2	6	2	0	0	0	8
LONGFORD	9	2	11	3	1	0	0	15
ROSCOMMON	7	9	16	7	1	0	0	24
WESTPORT	5	2	7	3	0	0	0	10
<b>MAYO/ROSCOMMON/LONGFORD</b>	<b>69</b>	<b>38</b>	<b>107</b>	<b>30</b>	<b>4</b>	<b>2</b>	<b>3</b>	<b>146</b>
ASHBOURNE	13	6	19	3	2	1	0	25
ATHLONE	16	8	24	3	1	1	0	29
KELLS	7	2	9	1	0	0	0	10
MULLINGAR	18	17	35	8	0	1	1	45
NAVAN	11	9	20	7	0	0	0	27
TRIM	7	2	9	2	0	0	0	11
<b>MEATH/WESTMEATH</b>	<b>72</b>	<b>44</b>	<b>116</b>	<b>24</b>	<b>3</b>	<b>3</b>	<b>1</b>	<b>147</b>
DUNGARVAN	8	2	10	2	0	1	0	13
KILKENNY	14	23	37	7	1	1	1	47
THOMASTOWN	8	13	21	9	0	0	0	30
TRAMORE	9	3	12	2	1	1	0	16
WATERFORD	17	13	30	13	1	1	1	46
<b>WATERFORD/KILKENNY</b>	<b>56</b>	<b>54</b>	<b>110</b>	<b>33</b>	<b>3</b>	<b>4</b>	<b>2</b>	<b>152</b>
BALTINGLASS	8	5	13	3	1	1	0	18
BRAY	12	6	18	5	1	1	0	25
ENNISCORTHY	9	6	15	3	1	1	0	20
NEW ROSS	9	4	13	2	0	0	0	15
WEXFORD	14	9	23	6	3	1	1	34
WICKLOW	9	7	16	5	0	4	1	26
<b>WEXFORD/WICKLOW</b>	<b>61</b>	<b>37</b>	<b>98</b>	<b>24</b>	<b>6</b>	<b>8</b>	<b>2</b>	<b>138</b>

Following a full Fleet Category Review undertaken on August 9th 2019, 1 vehicle listed as 'Others' was reclassified as 'Vans' & 127 vehicles listed as 'Others' and 27 vehicles listed as '4x4' were reclassified as 'Cars'.

This Data is correct as of 31/07/2025 and will be updated as of 01/08/2025



## Joint Resources Working Group as at 31/07/2025

### Vehicles Removed from Fleet from 01/01/2025 to 31/07/2025 by Type as at 31/07/2025

	Cars			Vans	Motorcycles	4 x 4	Others	Total
	Marked	Unmarked	Total	Total	Total	Total	Total	
<b>Total</b>	76	82	158	3	20	1	1	183
January 2025	1	0	1	0	0	0	0	1
February 2025	10	3	13	0	0	0	0	13
March 2025	17	33	50	0	0	1	0	51
April 2025	15	14	29	0	0	0	0	29
May 2025	5	5	10	3	11	0	0	24
June 2025	14	11	25	0	0	0	1	26
July 2025	14	16	30	0	9	0	0	39

### Vehicles Assigned to Fleet from 01/01/2025 to 31/07/2025 by Type as at 31/07/2025

	Cars			Vans	Motorcycles	4 x 4	Others	Total
	Marked	Unmarked	Total	Total	Total	Total	Total	
<b>Total</b>	120	103	223	42	3	3	6	277
January 2025	20	12	32	6	0	0	2	40
February 2025	27	14	41	9	2	0	1	53
March 2025	20	19	39	5	0	1	0	45
April 2025	2	17	19	6	0	1	1	27
May 2025	11	13	24	10	0	0	2	36
June 2025	13	14	27	5	0	1	0	33
July 2025	27	14	41	1	1	0	0	43

Following a full Fleet Category Review undertaken on August 9th 2019, 1 vehicle listed as 'Others' was reclassified as 'Vans' & 127 vehicles listed as 'Others' and 27 vehicles listed as '4x4' were reclassified as 'Cars'.

This Data is correct as of 31/07/2025 and will be updated as of 01/08/2025

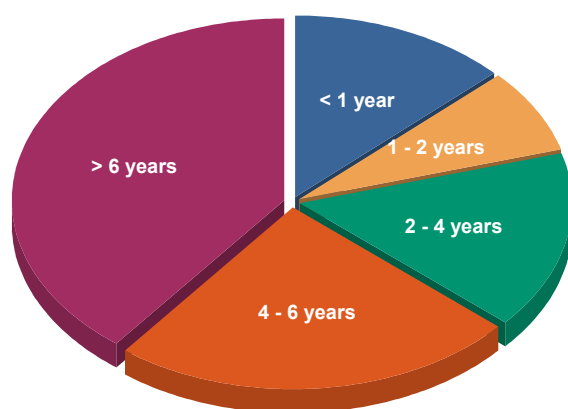


## Joint Resources Working Group as at 31/07/2025

### Strength of Garda Fleet, broken down by Age as at 31/07/2025

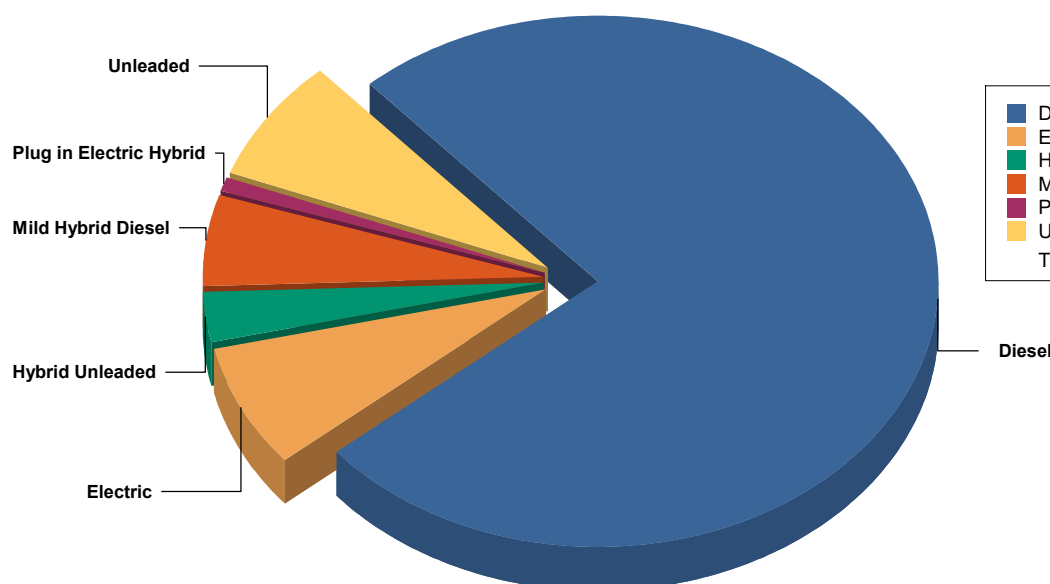
	Cars	Vans	Motorcycles	4 x 4	Others	Total	% of Total
Total	2,718	664	143	99	59	3,683	100%
< 1 year	361	67	35	3	10	476	13%
1 - 2 years	186	91	6	3		286	8%
2 - 4 years	501	66	11	3		581	16%
4 - 6 years	738	83	25	36	5	887	24%
> 6 years	932	357	66	54	44	1,453	39%

Vehicle age is calculated from date of commission.



< 1 year	476	12.9%
1 - 2 years	286	7.8%
2 - 4 years	581	15.8%
4 - 6 years	887	24.1%
> 6 years	1,453	39.5%
Total:	3,683	100.0%

### Strength of Garda Fleet, broken down by Fuel Type as at 31/07/2025



Diesel	2779	75.5%
Electric	285	7.7%
Hybrid Unleaded	104	2.8%
Mild Hybrid Diesel	210	5.7%
Plug in Electric Hybrid	30	0.8%
Unleaded	275	7.5%
Total:	3683	100.0%

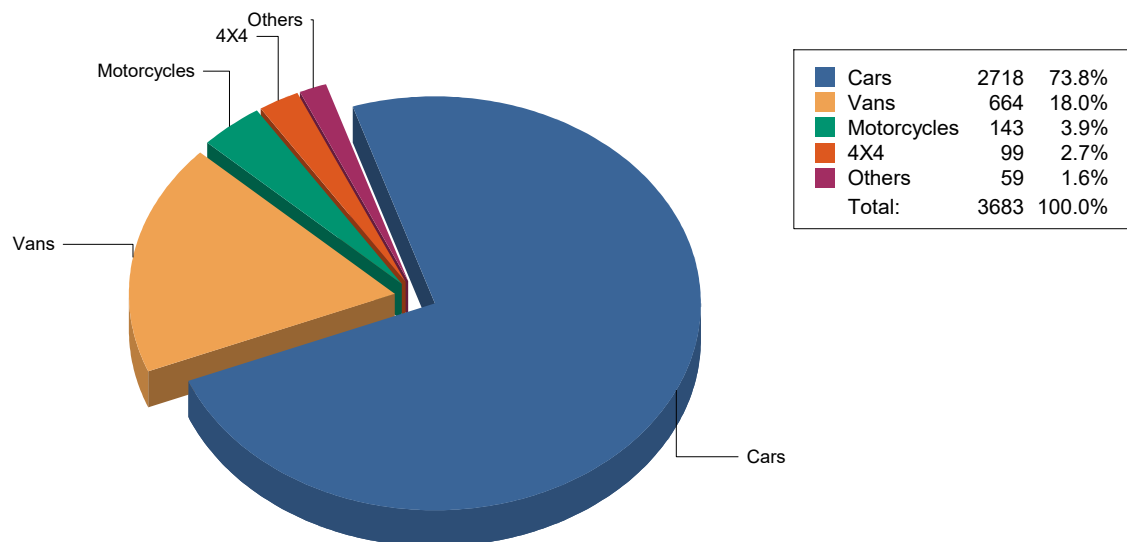
Following a full Fleet Category Review undertaken on August 9th 2019, 1 vehicle listed as 'Others' was reclassified as 'Vans' & 127 vehicles listed as 'Others' and 27 vehicles listed as '4x4' were reclassified as 'Cars'.

This Data is correct as of 31/07/2025 and will be updated as of 01/08/2025

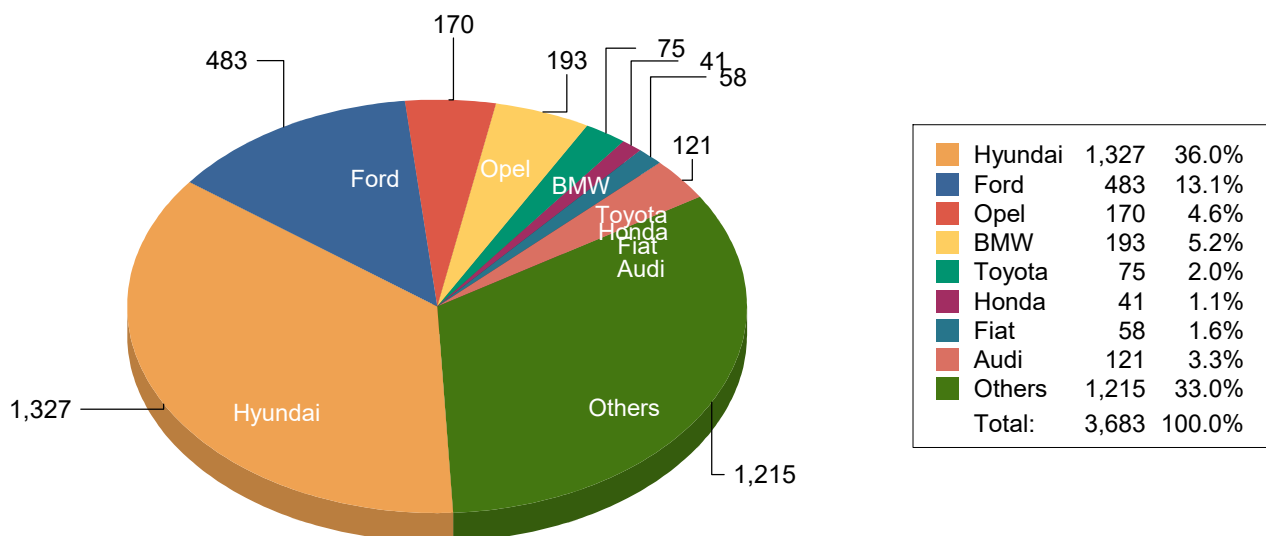


## Joint Resources Working Group as at 31/07/2025

### Strength of Garda Fleet, broken down by Type as at 31/07/2025



### Strength of Garda Fleet, broken down by Make as at 31/07/2025



Following a full Fleet Category Review undertaken on August 9th 2019, 1 vehicle listed as 'Others' was reclassified as 'Vans' & 127 vehicles listed as 'Others' and 27 vehicles listed as '4x4' were reclassified as 'Cars'.

This Data is correct as of 31/07/2025 and will be updated as of 01/08/2025