



## Joint Resources Working Group as at 30/04/2026

### Strength of Garda Fleet, broken down by Division & District as at 30/04/2026

Division / District	Cars			Vans	Motorcycles	4 x 4	Others	Total
	Marked	Unmarked	Total	Total	Total	Total	Total	
	1,050	1,647	2,697	697	148	96	71	
<b>Total</b>	<b>1,050</b>	<b>1,647</b>	<b>2,697</b>	<b>697</b>	<b>148</b>	<b>96</b>	<b>71</b>	<b>3,709</b>
ANGELSEA STREET	13	49	62	17	0	2	1	82
GURRANABRAHER	14	7	21	4	5	1	1	32
MAYFIELD	7	5	12	5	1	0	4	22
TOGHER	17	7	24	7	1	0	1	33
<b>CORK CITY</b>	<b>51</b>	<b>68</b>	<b>119</b>	<b>33</b>	<b>7</b>	<b>3</b>	<b>7</b>	<b>169</b>
BLACKROCK-W	19	16	35	5	1	1	0	42
DUNLAOGHAIRE-F	15	13	28	13	0	0	1	42
<b>DMR EAST</b>	<b>34</b>	<b>29</b>	<b>63</b>	<b>18</b>	<b>1</b>	<b>1</b>	<b>1</b>	<b>84</b>
BALBRIGGAN-Y	10	6	16	2	0	0	0	18
BALLYMUN	13	18	31	6	2	1	2	42
COOLOCK-R	12	16	28	3	0	0	0	31
RAHENY-J	11	15	26	4	0	0	0	30
<b>DMR NORTH</b>	<b>46</b>	<b>55</b>	<b>101</b>	<b>15</b>	<b>2</b>	<b>1</b>	<b>2</b>	<b>121</b>
BRIDEWELL	8	3	11	2	0	0	0	13
FITZGIBBON STREET	13	11	24	6	0	0	0	30
STORE STREET	17	15	32	8	3	1	1	45
<b>DMR NORTH CENTRAL</b>	<b>38</b>	<b>29</b>	<b>67</b>	<b>16</b>	<b>3</b>	<b>1</b>	<b>1</b>	<b>88</b>
CRUMLIN-G	6	7	13	9	0	0	0	22
TALLAGHT-M	14	19	33	10	0	2	2	47
TERENURE-P	10	9	19	3	0	1	0	23
<b>DMR SOUTH</b>	<b>30</b>	<b>35</b>	<b>65</b>	<b>22</b>	<b>0</b>	<b>3</b>	<b>2</b>	<b>92</b>
DONNYBROOK-E	13	7	20	9	0	0	2	31
KEVIN STREET-A	10	19	29	8	0	0	1	38
PEARSE STREET-B	6	11	17	8	1	0	2	28
<b>DMR SOUTH CENTRAL</b>	<b>29</b>	<b>37</b>	<b>66</b>	<b>25</b>	<b>1</b>	<b>0</b>	<b>5</b>	<b>97</b>
DMR TRAFFIC-DUBLIN CASTLE	10	4	14	4	62	2	1	83
<b>DMR TRAFFIC</b>	<b>10</b>	<b>4</b>	<b>14</b>	<b>4</b>	<b>62</b>	<b>2</b>	<b>1</b>	<b>83</b>
BLANCHARDSTOWN-K	16	35	51	9	2	0	1	63
CLONDALKIN-L	14	15	29	7	0	0	0	36
LUCAN-Q	12	11	23	1	0	0	1	25
<b>DMR WEST</b>	<b>42</b>	<b>61</b>	<b>103</b>	<b>17</b>	<b>2</b>	<b>0</b>	<b>2</b>	<b>124</b>
BALLYSHANNON	14	3	17	4	0	2	1	24
BUNCRANA	6	3	9	1	1	1	0	12
LETTERKENNY	14	11	25	9	1	1	1	37
MILFORD	8	1	9	4	0	1	0	14
<b>DONEGAL</b>	<b>42</b>	<b>18</b>	<b>60</b>	<b>18</b>	<b>2</b>	<b>5</b>	<b>2</b>	<b>87</b>
BALLINASLOE	4	3	7	1	0	0	0	8
CLIFDEN	3	0	3	1	0	0	0	4
GALWAY	18	31	49	25	4	1	2	81
LOUGHREA	4	3	7	3	0	0	0	10
SALTHILL	7	2	9	2	0	1	0	12
TUAM	4	3	7	1	1	0	0	9
<b>GALWAY</b>	<b>40</b>	<b>42</b>	<b>82</b>	<b>33</b>	<b>5</b>	<b>2</b>	<b>2</b>	<b>124</b>
KILLARNEY	10	6	16	4	0	0	0	20
LISTOWEL	8	2	10	2	0	0	0	12
TRALEE	17	11	28	16	3	1	1	49
<b>KERRY</b>	<b>35</b>	<b>19</b>	<b>54</b>	<b>22</b>	<b>3</b>	<b>1</b>	<b>1</b>	<b>81</b>
BIRR	6	1	7	3	0	0	0	10
PORTLAOISE	15	15	30	12	3	1	2	48
TULLAMORE	10	4	14	7	0	0	0	21
<b>LAOIS-OFFALY</b>	<b>31</b>	<b>20</b>	<b>51</b>	<b>22</b>	<b>3</b>	<b>1</b>	<b>2</b>	<b>79</b>
BRUFF	6	3	9	2	0	0	0	11
HENRY STREET LIMERICK	28	34	62	18	4	1	0	85
NEWCASTLEWEST	13	5	18	3	0	0	0	21
ROXBORO ROAD	9	5	14	3	0	0	1	18
<b>LIMERICK</b>	<b>56</b>	<b>47</b>	<b>103</b>	<b>26</b>	<b>4</b>	<b>1</b>	<b>1</b>	<b>135</b>
BALLYMOTE	6	2	8	2	0	1	0	11
LEITRIM	13	4	17	4	0	1	1	23
SLIGO	14	11	25	11	1	0	0	37
<b>SLIGO-LEITRIM</b>	<b>33</b>	<b>17</b>	<b>50</b>	<b>17</b>	<b>1</b>	<b>2</b>	<b>1</b>	<b>71</b>
NATIONAL & HEADQUARTERS UNITS	39	828	867	168	26	44	24	1,129
<b>NATIONAL &amp; HEADQUARTERS UNITS</b>	<b>39</b>	<b>828</b>	<b>867</b>	<b>168</b>	<b>26</b>	<b>44</b>	<b>24</b>	<b>1,129</b>

Following a full Fleet Category Review undertaken on August 9th 2019, 1 vehicle listed as 'Others' was reclassified as 'Vans' & 127 vehicles listed as 'Others' and 27 vehicles listed as '4x4' were reclassified as 'Cars'.

This Data is correct as of 30/04/2026 and will be updated as of 01/05/2026



## Joint Resources Working Group as at 30/04/2026

CAHIR	12	4	16	1	1	1	0	19
CLONMEL	5	5	10	3	0	0	0	13
ENNIS	14	13	27	17	1	0	1	46
KILRUSH	10	4	14	1	0	1	0	16
NENAGH	5	3	8	1	0	0	0	9
THURLES	8	9	17	9	2	1	0	29
TIPPERARY	3	2	5	2	0	0	1	8
<b>CLARE/TIPPERARY</b>	<b>57</b>	<b>40</b>	<b>97</b>	<b>34</b>	<b>4</b>	<b>3</b>	<b>2</b>	<b>140</b>
BANDON	11	14	25	8	0	0	1	34
BANTRY	5	2	7	2	0	1	0	10
CLONAKILTY	8	3	11	2	0	0	0	13
FERMOY	9	7	16	5	2	0	0	23
MACROOM	11	6	17	1	0	1	1	20
MALLOW	10	9	19	5	0	0	1	25
MIDLETON	13	8	21	7	1	0	1	30
<b>CORK COUNTY</b>	<b>67</b>	<b>49</b>	<b>116</b>	<b>30</b>	<b>3</b>	<b>2</b>	<b>4</b>	<b>155</b>
CARLOW	18	3	21	3	0	0	0	24
KILDARE	14	7	21	7	0	0	0	28
LEIXLIP	10	10	20	2	0	0	0	22
NAAS	12	13	25	10	1	1	1	38
<b>KILDARE/CARLOW</b>	<b>54</b>	<b>33</b>	<b>87</b>	<b>22</b>	<b>1</b>	<b>1</b>	<b>1</b>	<b>112</b>
ARDEE	5	5	10	5	0	0	0	15
BAILIEBORO	6	7	13	1	0	0	0	14
CARRICKMACROSS	6	2	8	4	0	3	0	15
CAVAN	16	6	22	2	2	0	0	26
DROGHEDA	9	8	17	4	1	1	1	24
DUNDALK	19	8	27	8	0	1	1	37
MONAGHAN	9	17	26	13	2	2	0	43
<b>LOUTH/CAVAN/MONAGHAN</b>	<b>70</b>	<b>53</b>	<b>123</b>	<b>37</b>	<b>5</b>	<b>7</b>	<b>2</b>	<b>174</b>
BALLINA	5	3	8	4	0	0	0	12
BELMULLET	2	0	2	1	0	1	0	4
CASTLEBAR	4	7	11	5	1	0	1	18
CASTLEREA	9	4	13	4	0	1	2	20
CLAREMORRIS	21	6	27	3	0	0	0	30
GRANARD	3	3	6	2	0	0	0	8
LONGFORD	10	2	12	3	0	0	0	15
ROSCOMMON	7	6	13	8	1	0	0	22
WESTPORT	5	1	6	2	0	0	0	8
<b>MAYO/ROSCOMMON/LONGFORD</b>	<b>66</b>	<b>32</b>	<b>98</b>	<b>32</b>	<b>2</b>	<b>2</b>	<b>3</b>	<b>137</b>
ASHBOURNE	13	6	19	4	2	1	0	26
ATHLONE	16	8	24	3	1	0	0	28
KELLS	6	2	8	1	0	0	0	9
MULLINGAR	17	16	33	9	0	1	1	44
NAVAN	11	10	21	8	0	0	0	29
TRIM	7	2	9	2	0	0	0	11
<b>MEATH/WESTMEATH</b>	<b>70</b>	<b>44</b>	<b>114</b>	<b>27</b>	<b>3</b>	<b>2</b>	<b>1</b>	<b>147</b>
DUNGARVAN	7	2	9	2	0	1	0	12
KILKENNY	14	23	37	8	1	1	1	48
THOMASTOWN	8	11	19	10	0	0	0	29
TRAMORE	8	3	11	2	1	1	0	15
WATERFORD	17	13	30	12	1	1	1	45
<b>WATERFORD/KILKENNY</b>	<b>54</b>	<b>52</b>	<b>106</b>	<b>34</b>	<b>3</b>	<b>4</b>	<b>2</b>	<b>149</b>
BALTINGLASS	7	4	11	4	1	1	0	17
BRAY	11	6	17	6	0	1	0	24
ENNISCORTHY	12	6	18	3	1	1	0	23
NEW ROSS	7	3	10	2	0	0	0	12
WEXFORD	11	10	21	5	3	1	1	31
WICKLOW	8	6	14	5	0	4	1	24
<b>WEXFORD/WICKLOW</b>	<b>56</b>	<b>35</b>	<b>91</b>	<b>25</b>	<b>5</b>	<b>8</b>	<b>2</b>	<b>131</b>

Following a full Fleet Category Review undertaken on August 9th 2019, 1 vehicle listed as 'Others' was reclassified as 'Vans' & 127 vehicles listed as 'Others' and 27 vehicles listed as '4x4' were reclassified as 'Cars'.

This Data is correct as of 30/04/2026 and will be updated as of 01/05/2026



## Joint Resources Working Group as at 30/04/2026

### Vehicles Removed from Fleet from 01/01/2026 to 30/04/2026 by Type as at 30/04/2026

	Cars			Vans	Motorcycles	4 x 4	Others	Total
	Marked	Unmarked	Total	Total	Total	Total	Total	
<b>Total</b>	50	52	102	3	7		2	114
January 2026	8	6	14	0	0	0	0	14
February 2026	10	15	25	2	1	0	0	28
March 2026	14	14	28	1	3	0	0	32
April 2026	18	17	35	0	3	0	2	40

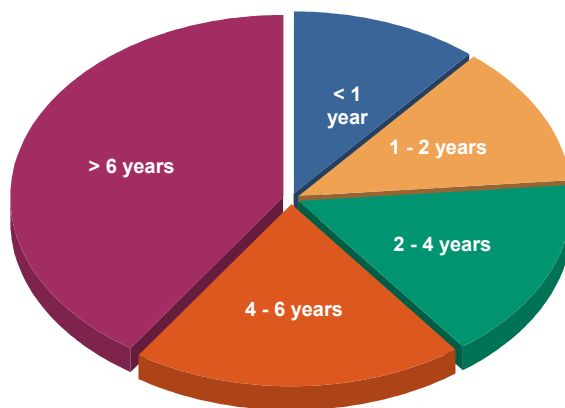
### Vehicles Assigned to Fleet from 01/01/2026 to 30/04/2026 by Type as at 30/04/2026

	Cars			Vans	Motorcycles	4 x 4	Others	Total
	Marked	Unmarked	Total	Total	Total	Total	Total	
<b>Total</b>	27	73	100	29	32	0	12	173
January 2026	6	5	11	1	0	0	2	14
February 2026	14	11	25	5	0	0	6	36
March 2026	7	15	22	12	17	0	3	54
April 2026	0	42	42	11	15	0	1	69

### Strength of Garda Fleet, broken down by Age as at 30/04/2026

	Cars	Vans	Motorcycles	4 x 4	Others	Total	% of Total
<b>Total</b>	2,697	697	148	96	71	3,709	100%
< 1 year	297	62	34	3	16	412	11%
1 - 2 years	323	96	36	2	8	465	13%
2 - 4 years	496	85	13	6		600	16%
4 - 6 years	606	70	25	25	4	730	20%
> 6 years	975	384	40	60	43	1,502	40%

Vehicle age is calculated from date of commission.



< 1 year	412	11.1%
1 - 2 years	465	12.5%
2 - 4 years	600	16.2%
4 - 6 years	730	19.7%
> 6 years	1,502	40.5%
<b>Total:</b>	<b>3,709</b>	<b>100.0%</b>

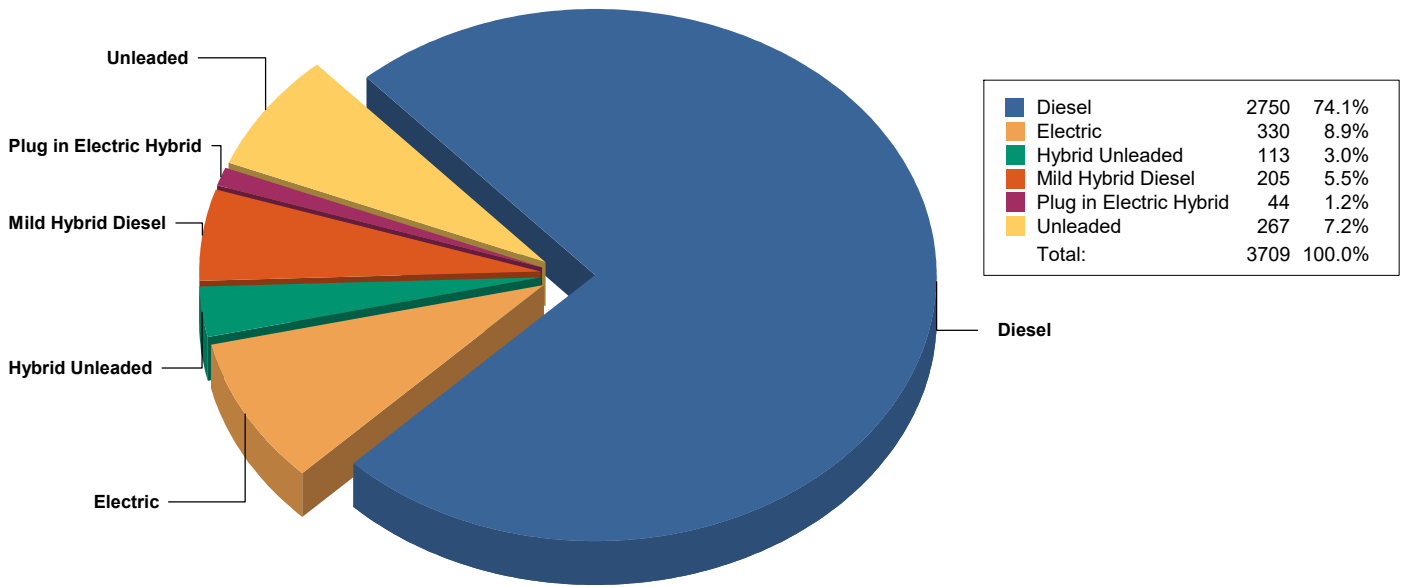
Following a full Fleet Category Review undertaken on August 9th 2019, 1 vehicle listed as 'Others' was reclassified as 'Vans' & 127 vehicles listed as 'Others' and 27 vehicles listed as '4x4' were reclassified as 'Cars'.

This Data is correct as of 30/04/2026 and will be updated as of 01/05/2026



# Joint Resources Working Group as at 30/04/2026

## Strength of Garda Fleet, broken down by Fuel Type as at 30/04/2026



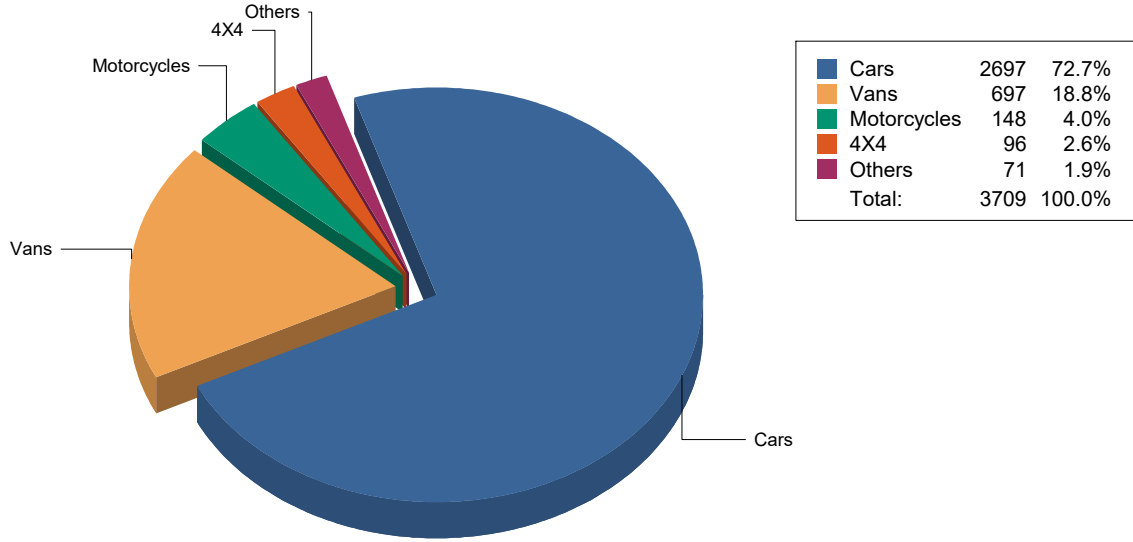
Following a full Fleet Category Review undertaken on August 9th 2019, 1 vehicle listed as 'Others' was reclassified as 'Vans' & 127 vehicles listed as 'Others' and 27 vehicles listed as '4x4' were reclassified as 'Cars'.

This Data is correct as of 30/04/2026 and will be updated as of 01/05/2026

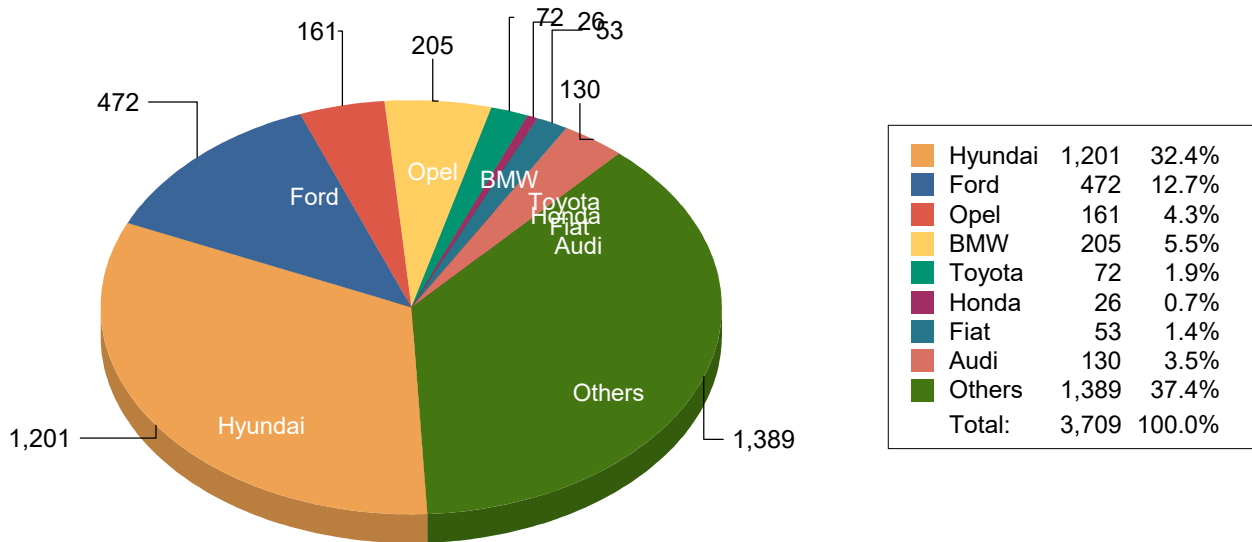


# Joint Resources Working Group as at 30/04/2026

## Strength of Garda Fleet, broken down by Type as at 30/04/2026



## Strength of Garda Fleet, broken down by Make as at 30/04/2026



Following a full Fleet Category Review undertaken on August 9th 2019, 1 vehicle listed as 'Others' was reclassified as 'Vans' & 127 vehicles listed as 'Others' and 27 vehicles listed as '4x4' were reclassified as 'Cars'.

This Data is correct as of 30/04/2026 and will be updated as of 01/05/2026