



# Joint Resources Working Group as at 31/12/2024

## Strength of Garda Fleet, broken down by Division & District as at 31/12/2024

Division / District	Cars			Vans	Motorcycles	4 x 4	Others	Total
	Marked	Unmarked	Total	Total	Total	Total	Total	
	1,049	1,604	2,653	625	160	97	54	
<b>Total</b>	<b>1,049</b>	<b>1,604</b>	<b>2,653</b>	<b>625</b>	<b>160</b>	<b>97</b>	<b>54</b>	<b>3,589</b>
ANGELSEA STREET	16	44	60	15	0	1	1	77
GURRANABRAHER	14	7	21	3	10	1	1	36
MAYFIELD	7	6	13	4	1	0	3	21
TOGHER	14	8	22	4	1	0	1	28
<b>CORK CITY</b>	<b>51</b>	<b>65</b>	<b>116</b>	<b>26</b>	<b>12</b>	<b>2</b>	<b>6</b>	<b>162</b>
BLACKROCK-W	21	17	38	5	1	1	0	45
DUNLAOGHAIRE-F	16	12	28	12	0	0	1	41
<b>DMR EAST</b>	<b>37</b>	<b>29</b>	<b>66</b>	<b>17</b>	<b>1</b>	<b>1</b>	<b>1</b>	<b>86</b>
BALBRIGGAN-Y	6	5	11	2	0	0	0	13
BALLYMUN	14	22	36	6	0	1	1	44
COOLOCK-R	9	14	23	3	0	0	0	26
RAHENY-J	12	14	26	3	0	0	0	29
<b>DMR NORTH</b>	<b>41</b>	<b>55</b>	<b>96</b>	<b>14</b>	<b>0</b>	<b>1</b>	<b>1</b>	<b>112</b>
BRIDEWELL	8	3	11	2	0	0	0	13
FITZGIBBON STREET	13	11	24	6	0	0	0	30
STORE STREET	16	12	28	7	3	1	1	40
<b>DMR NORTH CENTRAL</b>	<b>37</b>	<b>26</b>	<b>63</b>	<b>15</b>	<b>3</b>	<b>1</b>	<b>1</b>	<b>83</b>
CRUMLIN-G	10	8	18	8	0	0	0	26
TALLAGHT-M	16	18	34	8	0	2	1	45
TERENURE-P	9	6	15	3	0	1	0	19
<b>DMR SOUTH</b>	<b>35</b>	<b>32</b>	<b>67</b>	<b>19</b>	<b>0</b>	<b>3</b>	<b>1</b>	<b>90</b>
DONNYBROOK-E	12	8	20	7	0	0	0	27
KEVIN STREET-A	11	19	30	8	0	0	3	41
PEARSE STREET-B	7	12	19	8	0	0	0	27
<b>DMR SOUTH CENTRAL</b>	<b>30</b>	<b>39</b>	<b>69</b>	<b>23</b>	<b>0</b>	<b>0</b>	<b>3</b>	<b>95</b>
DMR TRAFFIC-DUBLIN CASTLE	11	6	17	4	37	2	1	61
<b>DMR TRAFFIC</b>	<b>11</b>	<b>6</b>	<b>17</b>	<b>4</b>	<b>37</b>	<b>2</b>	<b>1</b>	<b>61</b>
BLANCHARDSTOWN-K	16	30	46	6	2	0	1	55
CLONDALKIN-L	15	12	27	6	0	0	0	33
LUCAN-Q	12	11	23	3	0	0	4	30
<b>DMR WEST</b>	<b>43</b>	<b>53</b>	<b>96</b>	<b>15</b>	<b>2</b>	<b>0</b>	<b>5</b>	<b>118</b>
BALLYSHANNON	10	5	15	2	1	2	1	21
BUNCRANA	5	3	8	1	1	2	0	12
LETTERKENNY	15	11	26	10	2	2	0	40
MILFORD	6	3	9	3	0	1	0	13
<b>DONEGAL</b>	<b>36</b>	<b>22</b>	<b>58</b>	<b>16</b>	<b>4</b>	<b>7</b>	<b>1</b>	<b>86</b>
BALLINASLOE	3	1	4	1	0	0	0	5
CLIFDEN	2	0	2	1	0	0	0	3
GALWAY	22	31	53	23	5	1	1	83
LOUGHREA	5	2	7	3	0	0	0	10
SALTHILL	6	1	7	1	0	1	0	9
TUAM	7	2	9	1	2	0	0	12
<b>GALWAY</b>	<b>45</b>	<b>37</b>	<b>82</b>	<b>30</b>	<b>7</b>	<b>2</b>	<b>1</b>	<b>122</b>
KILLARNEY	8	6	14	3	0	0	0	17
LISTOWEL	9	2	11	2	0	0	0	13
TRALEE	19	12	31	13	4	1	1	50
<b>KERRY</b>	<b>36</b>	<b>20</b>	<b>56</b>	<b>18</b>	<b>4</b>	<b>1</b>	<b>1</b>	<b>80</b>
KILDARE	12	9	21	5	2	0	0	28
LEIXLIP	6	10	16	2	0	0	0	18
NAAS	13	10	23	9	1	1	1	35
<b>KILDARE</b>	<b>31</b>	<b>29</b>	<b>60</b>	<b>16</b>	<b>3</b>	<b>1</b>	<b>1</b>	<b>81</b>
CARLOW	16	1	17	4	1	0	0	22
KILKENNY	12	19	31	7	1	1	1	41
THOMASTOWN	7	11	18	8	0	0	0	26
<b>KILKENNY/CARLOW</b>	<b>35</b>	<b>31</b>	<b>66</b>	<b>19</b>	<b>2</b>	<b>1</b>	<b>1</b>	<b>89</b>
BIRR	5	1	6	3	0	0	0	9
PORTLAOISE	17	14	31	12	4	1	2	50
TULLAMORE	9	3	12	5	1	0	0	18
<b>LAOIS-OFFALY</b>	<b>31</b>	<b>18</b>	<b>49</b>	<b>20</b>	<b>5</b>	<b>1</b>	<b>2</b>	<b>77</b>

Following a full Fleet Category Review undertaken on August 9th 2019, 1 vehicle listed as 'Others' was reclassified as 'Vans' & 127 vehicles listed as 'Others' and 27 vehicles listed as '4x4' were reclassified as 'Cars'.

This Data is correct as of 31/12/2024 and will be updated as of 31/01/2025



## Joint Resources Working Group as at 31/12/2024

BRUFF	5	2	7	3	0	0	0	10
HENRY STREET LIMERICK	30	36	66	16	6	1	0	89
NEWCASTLEWEST	12	2	14	2	0	0	0	16
ROXBORO ROAD	8	4	12	3	0	0	1	16
<b>LIMERICK</b>	<b>55</b>	<b>44</b>	<b>99</b>	<b>24</b>	<b>6</b>	<b>1</b>	<b>1</b>	<b>131</b>
BALLYMOTE	8	1	9	2	1	1	0	13
LEITRIM	11	5	16	4	0	2	0	22
SLIGO	11	10	21	8	1	0	0	30
<b>SLIGO-LEITRIM</b>	<b>30</b>	<b>16</b>	<b>46</b>	<b>14</b>	<b>2</b>	<b>3</b>	<b>0</b>	<b>65</b>
DUNGARVAN	7	2	9	2	0	1	0	12
TRAMORE	6	3	9	2	1	1	0	13
WATERFORD	19	15	34	12	2	1	1	50
<b>WATERFORD</b>	<b>32</b>	<b>20</b>	<b>52</b>	<b>16</b>	<b>3</b>	<b>3</b>	<b>1</b>	<b>75</b>
NATIONAL & HEADQUARTERS UNITS	40	798	838	159	38	40	16	1,091
<b>NATIONAL &amp; HEADQUARTERS UNITS</b>	<b>40</b>	<b>798</b>	<b>838</b>	<b>159</b>	<b>38</b>	<b>40</b>	<b>16</b>	<b>1,091</b>
CAHIR	13	3	16	1	2	1	0	20
CLONMEL	3	5	8	3	0	0	0	11
ENNIS	15	10	25	10	2	0	0	37
KILRUSH	8	4	12	2	0	1	0	15
NENAGH	5	3	8	1	0	0	0	9
THURLES	8	9	17	10	2	1	0	30
TIPPERARY	3	4	7	2	0	0	1	10
<b>CLARE/TIPPERARY</b>	<b>55</b>	<b>38</b>	<b>93</b>	<b>29</b>	<b>6</b>	<b>3</b>	<b>1</b>	<b>132</b>
BANDON	11	12	23	7	1	0	1	32
BANTRY	5	2	7	2	0	1	0	10
CLONAKILTY	8	3	11	2	0	0	0	13
FERMOY	11	11	22	5	2	0	0	29
MACROOM	12	6	18	1	0	1	1	21
MALLOW	10	7	17	4	1	0	0	22
MIDLETON	10	6	16	6	1	0	1	24
<b>CORK COUNTY</b>	<b>67</b>	<b>47</b>	<b>114</b>	<b>27</b>	<b>5</b>	<b>2</b>	<b>3</b>	<b>151</b>
ARDEE	8	5	13	4	0	0	0	17
BAILIEBORO	6	8	14	1	0	0	0	15
CARRICKMACROSS	6	2	8	4	0	3	0	15
CAVAN	16	3	19	2	1	1	0	23
DROGHEDA	11	10	21	4	2	1	1	29
DUNDALK	20	13	33	7	0	2	0	42
MONAGHAN	9	13	22	9	2	2	0	35
<b>LOUTH/CAVAN/MONAGHAN</b>	<b>76</b>	<b>54</b>	<b>130</b>	<b>31</b>	<b>5</b>	<b>9</b>	<b>1</b>	<b>176</b>
BALLINA	7	3	10	3	0	0	0	13
BELMULLET	2	0	2	1	0	1	0	4
CASTLEBAR	4	7	11	3	2	0	1	17
CASTLEREA	7	3	10	4	0	1	2	17
CLAREMORRIS	22	8	30	2	0	0	0	32
GRANARD	3	2	5	2	0	0	0	7
LONGFORD	9	4	13	3	1	0	0	17
ROSCOMMON	6	9	15	6	2	0	0	23
WESTPORT	4	2	6	4	0	0	0	10
<b>MAYO/ROSCOMMON/LONGFORD</b>	<b>64</b>	<b>38</b>	<b>102</b>	<b>28</b>	<b>5</b>	<b>2</b>	<b>3</b>	<b>140</b>
ASHBOURNE	14	7	21	3	2	1	0	27
ATHLONE	15	8	23	2	2	1	0	28
KELLS	7	2	9	1	0	0	0	10
MULLINGAR	19	18	37	8	0	1	1	47
NAVAN	10	9	19	7	0	0	0	26
TRIM	7	2	9	2	0	0	0	11
<b>MEATH/WESTMEATH</b>	<b>72</b>	<b>46</b>	<b>118</b>	<b>23</b>	<b>4</b>	<b>3</b>	<b>1</b>	<b>149</b>
BALTINGLASS	8	5	13	3	1	1	0	18
BRAY	12	7	19	5	1	1	0	26
ENNISCORTHY	10	7	17	2	1	1	0	21
NEW ROSS	7	4	11	2	0	0	0	13
WEXFORD	14	11	25	6	3	1	0	35
WICKLOW	8	7	15	4	0	4	1	24
<b>WEXFORD/WICKLOW</b>	<b>59</b>	<b>41</b>	<b>100</b>	<b>22</b>	<b>6</b>	<b>8</b>	<b>1</b>	<b>137</b>

Following a full Fleet Category Review undertaken on August 9th 2019, 1 vehicle listed as 'Others' was reclassified as 'Vans' & 127 vehicles listed as 'Others' and 27 vehicles listed as '4x4' were reclassified as 'Cars'.

This Data is correct as of 31/12/2024 and will be updated as of 31/01/2025



## Joint Resources Working Group as at 31/12/2024

### Vehicles Removed from Fleet from 01/01/2024 to 31/12/2024 by Type as at 31/12/2024

	Cars			Vans	Motorcycles	4 x 4	Others	Total
	Marked	Unmarked	Total	Total	Total	Total	Total	
<b>Total</b>	132	96	228	11	14	6	3	262
April 2024	15	15	30	1	1	1	1	34
May 2024	5	8	13	3	2	2	0	20
June 2024	14	11	25	0	5	0	0	30
July 2024	23	19	42	2	6	1	0	51
August 2024	12	3	15	1	0	0	2	18
September 2024	17	13	30	3	0	1	0	34
October 2024	25	16	41	1	0	1	0	43
November 2024	12	5	17	0	0	0	0	17
December 2024	9	6	15	0	0	0	0	15

### Vehicles Assigned to Fleet from 01/01/2024 to 31/12/2024 by Type as at 31/12/2024

	Cars			Vans	Motorcycles	4 x 4	Others	Total
	Marked	Unmarked	Total	Total	Total	Total	Total	
<b>Total</b>	157	123	280	107	38	2	4	431
January 2024	3	5	8	13	0	2	0	23
February 2024	4	11	15	15	1	0	0	31
March 2024	18	13	31	5	3	0	0	39
April 2024	21	12	33	4	0	0	0	37
May 2024	15	7	22	13	0	0	0	35
June 2024	8	7	15	14	0	0	0	29
July 2024	6	12	18	18	2	0	0	38
August 2024	24	1	25	6	7	0	2	40
September 2024	7	6	13	2	0	0	0	15
October 2024	26	30	56	1	10	0	1	68
November 2024	3	8	11	1	15	0	0	27
December 2024	22	11	33	15	0	0	1	49

Following a full Fleet Category Review undertaken on August 9th 2019, 1 vehicle listed as 'Others' was reclassified as 'Vans' & 127 vehicles listed as 'Others' and 27 vehicles listed as '4x4' were reclassified as 'Cars'.

This Data is correct as of 31/12/2024 and will be updated as of 31/01/2025

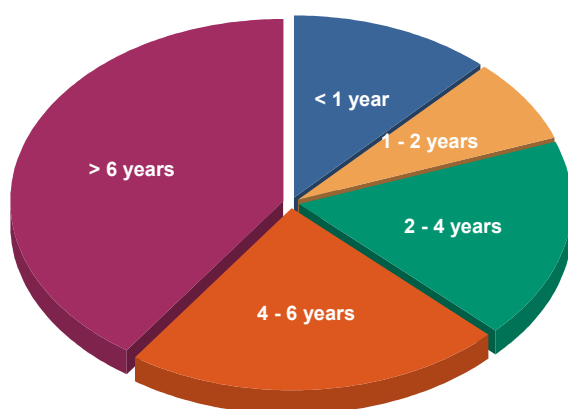


## Joint Resources Working Group as at 31/12/2024

### Strength of Garda Fleet, broken down by Age as at 31/12/2024

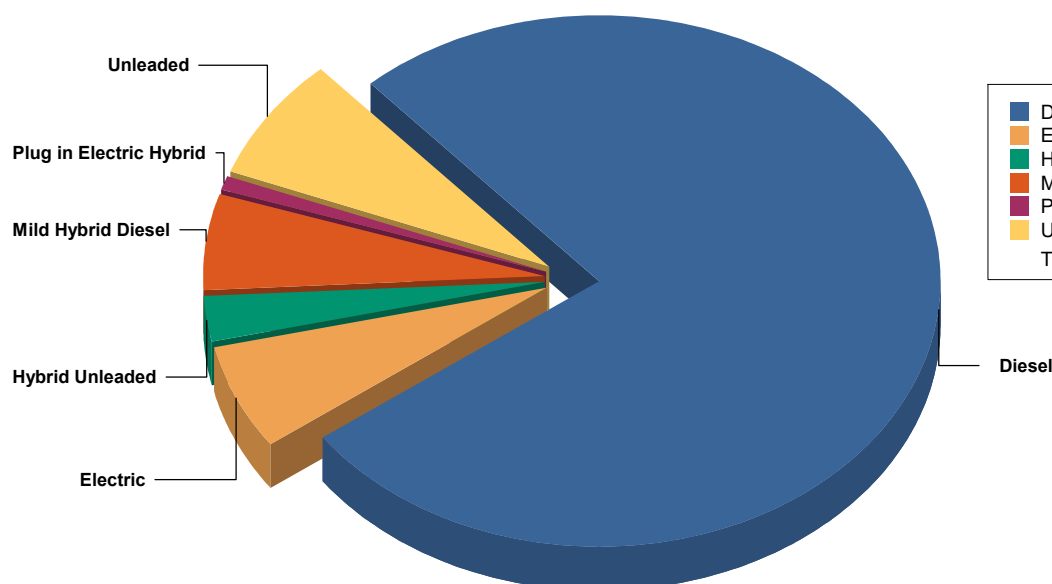
	Cars	Vans	Motorcycles	4 x 4	Others	Total	% of Total
Total	2,653	625	160	97	54	3,589	100%
< 1 year	280	107	38	2	4	431	12%
1 - 2 years	225	27	11	3		266	7%
2 - 4 years	540	80	2	19	1	642	18%
4 - 6 years	682	67	25	19	11	804	22%
> 6 years	926	344	84	54	38	1,446	40%

Vehicle age is calculated from date of commission.



< 1 year	431	12.0%
1 - 2 years	266	7.4%
2 - 4 years	642	17.9%
4 - 6 years	804	22.4%
> 6 years	1,446	40.3%
Total:	3,589	100.0%

### Strength of Garda Fleet, broken down by Fuel Type as at 31/12/2024



Diesel	2755	76.8%
Electric	221	6.2%
Hybrid Unleaded	103	2.9%
Mild Hybrid Diesel	212	5.9%
Plug in Electric Hybrid	27	0.8%
Unleaded	271	7.6%
Total:	3589	100.0%

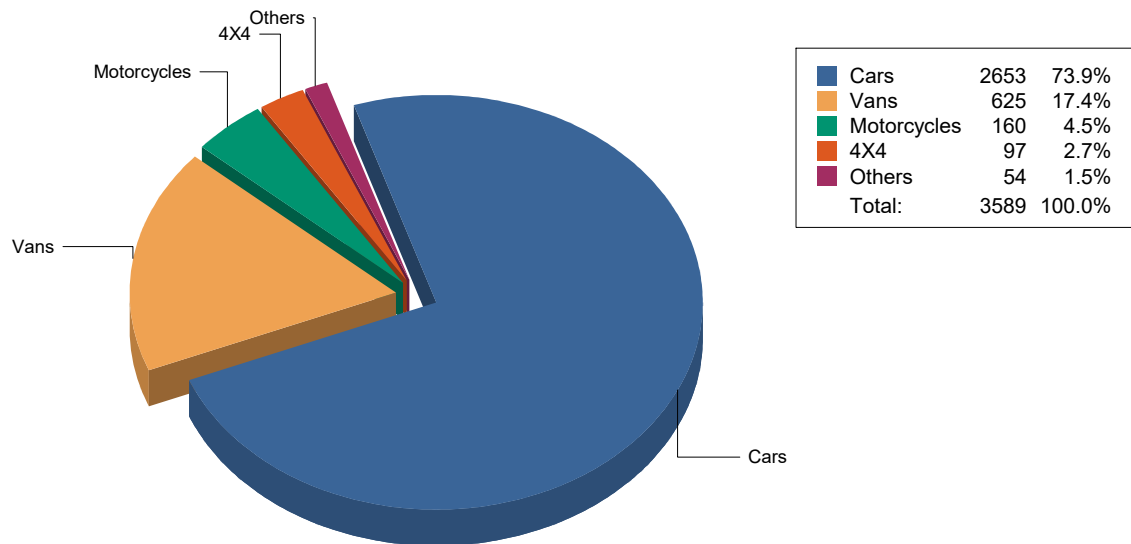
Following a full Fleet Category Review undertaken on August 9th 2019, 1 vehicle listed as 'Others' was reclassified as 'Vans' & 127 vehicles listed as 'Others' and 27 vehicles listed as '4x4' were reclassified as 'Cars'.

This Data is correct as of 31/12/2024 and will be updated as of 31/01/2025

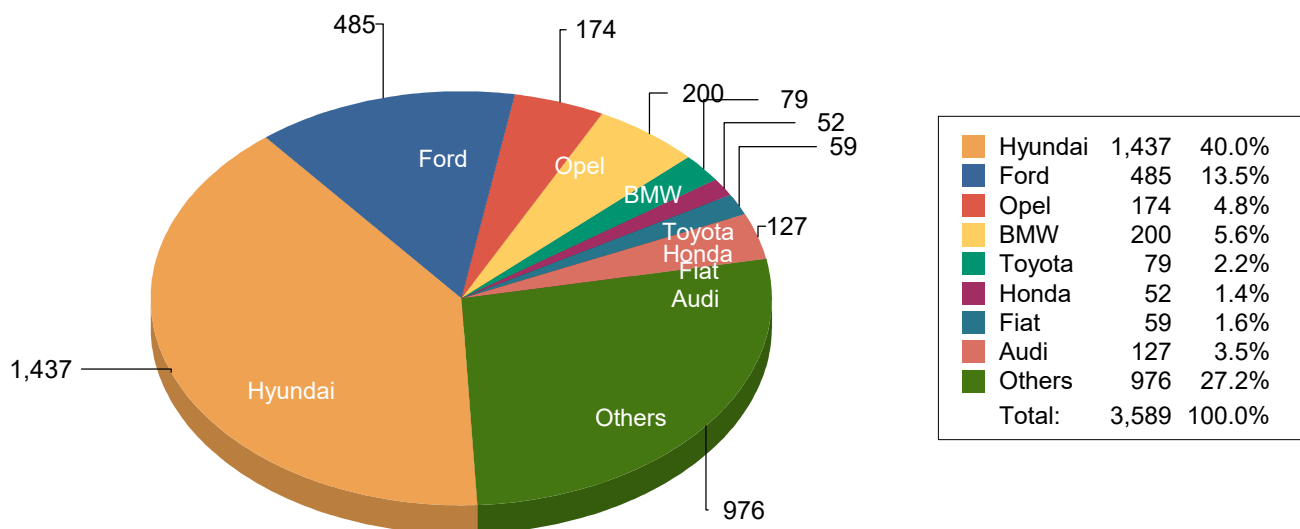


## Joint Resources Working Group as at 31/12/2024

### Strength of Garda Fleet, broken down by Type as at 31/12/2024



### Strength of Garda Fleet, broken down by Make as at 31/12/2024



Following a full Fleet Category Review undertaken on August 9th 2019, 1 vehicle listed as 'Others' was reclassified as 'Vans' & 127 vehicles listed as 'Others' and 27 vehicles listed as '4x4' were reclassified as 'Cars'.

This Data is correct as of 31/12/2024 and will be updated as of 31/01/2025