



# Reported Use of Force

January 2025


THIS DOCUMENT IS SELF-CONTAINED AND SHOULD NOT BE COMPARED OR LINKED TO OTHER SOURCES. THE INFORMATION IS CORRECT AS OF February 4, 2025 at 16:15:31. PLEASE NOTE THIS IS AN AUTOMATED GENERATED REPORT. Each Incident may contain a number of Use of Force Deployments. This may be due to numerous Garda Members attending the incident or different equipment/tactics being utilized. UoF deployments also include locations (breaching tools), animals (angry dog) & vehicles (stinger device)

TOTAL RECORDED USE OF FORCE (INCIDENTS)	Month	929	YTD	929
TOTAL RECORDED USE OF FORCE (DEPLOYMENTS)	Month	1027	YTD	1027
Number of Incidents on PULSE	Month	105,819	YTD	105,819
% of Incidents involving Use of Force	Month	0.8779%	YTD	0.8779%

Monthly number of UOF Deployments - Broken Down Per Day of Week



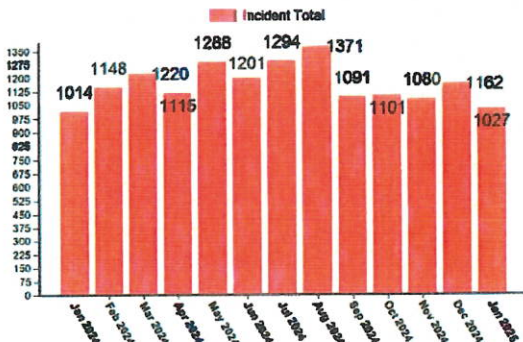
Monthly breakdown of times UOF Deployments occurred




	Sun	Mon	Tue	Wed	Thu	Fri	Sat
2025 YTD	130	116	131	203	141	173	133
2024 YTD	145	173	143	140	130	144	149

	00.01 to 8.00 YTD	8.01 to 16.00 YTD	16.01 to 24.00 YTD
2025	307	467	253
2024	325	448	243

Monthly number of UOF Deployments



Top Monthly of Locations where UOF was Deployed




	Jan 2024	Feb 2024	Mar 2024	Apr 2024	May 2024	Jun 2024	Jul 2024	Aug 2024	Sep 2024	Oct 2024	Nov 2024	Dec 2024	Jan 2025
Total	1014	1148	1220	1115	1288	1201	1294	1371	1091	1101	1080	1162	1027

	Estate	House	Road	Shop	Street
Total	35	165	166	56	249

Top Reasons Use of Force was Deployed



Gender Subject To Force

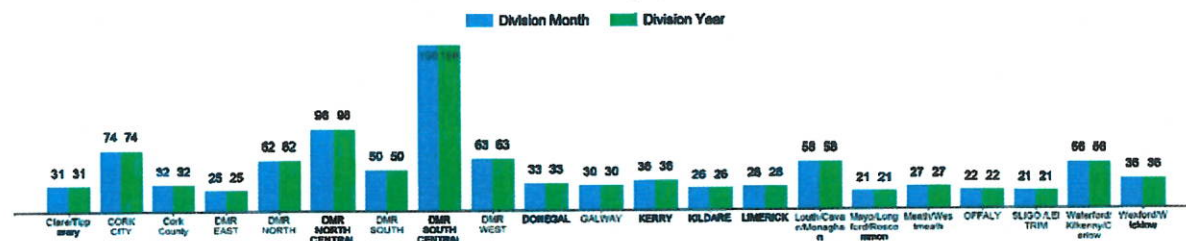


Number of UOF Incidents where Alcohol & Drugs were involved



	Effect Arrest	Protect Garda Member	Effect Entry to Location	Non-Compliant Suspect	Protect Suspect	Carry Out Search	Protect Member of Public	Prevent Escape	Armed Suspect	Other	Violent Person	Covid-19	Protect Property	Vehicle Failing to Stop
Month	739	157	41	24	15	15	12	9	6	6	3	0	0	0
YTD	739	157	41	24	15	15	12	9	6	6	3	0	0	0

Use of Force Divisional Deployment Statistics



	Clare/Typewary	CORK CITY	CORK COUNTY	DUBLIN EAST	DUBLIN NORTH	DUBLIN NORTH CENTRAL	DUBLIN SOUTH	DUBLIN SOUTH CENTRAL	DUBLIN WEST	DUBLIN WEST	DUBLIN WEST	KERRY	KILDARE	LIMERICK	Limerick/Monaghan	Mayo/Longford/Wexford	Offaly	Offaly	SLIGO/LOUTH	Waterford/Kilkenny	Waterford/Kilkenny
Month	31	74	32	25	62	98	50	198	63	33	30	36	26	26	58	21	27	22	21	56	36
YTD	31	74	32	25	62	98	50	198	63	33	30	36	26	26	58	21	27	22	21	56	36
AVG	31.00	74.00	32.00	25.00	62.00	98.00	50.00	198.00	63.00	33.00	30.00	36.00	26.00	26.00	58.00	21.00	27.00	22.00	21.00	56.00	36.00

NOTES: This is operational information which may be subject to change. Previous monthly incident data totals reported may change and affect YTD figures. Use of Force incidents can be created outside of the monthly parameters. \*Use of Force incidents can include multiple persons subject to force. \*This report is generated from information contained on the Garda Síochána PULSE system as per report issue date. \*\*UoF deployments also include locations (breaching tools), animals (angry dog) & vehicles (stinger device)

Feb 25

Use of Force Comparison – December 2024/January 2025				
Category	Dec-24	Jan-25	Increase/ Decrease	% Change
Total UOF for Month	1013	929	-84	-8%
Civilians Injured	21	12	-9	-43%
Garda Members Injured	17	15	-2	-12%
Pepper Spray Deployed	112	105	-7	-6%
Batons	24	22	-2	-8%
Handcuffs	952	860	-92	-10%
Anti-spit guard	1	0	-1	100%
Unarmed Restraint	188	170	-18	-10%
Taser	0	5	5	500%
Less Lethal Firearm	0	0	0	0%
Firearm	0	0	0	*
Gender Subject to Force - Male	825	736	-89	-11%
Gender Subject to Force - Female	121	112	-9	-7%
Drugs Involved	259	248	-11	-4%
Alcohol Involved	640	526	-114	-18%
Division with highest level UOF - DMR South Central	151	198	-47	31%
Percentage of UOF Deployments occurring Friday, Saturday & Sunday	48%	43%	-5%	5%

\* NC Percentage figure of 0 is not calculable