

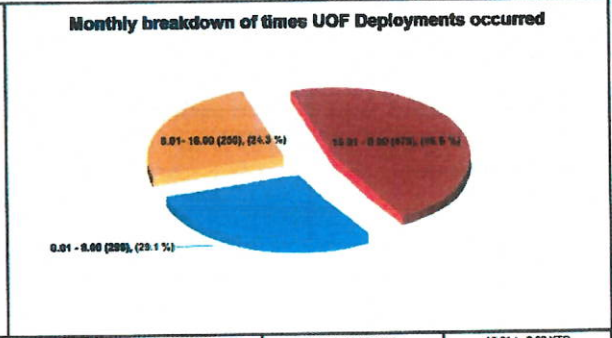
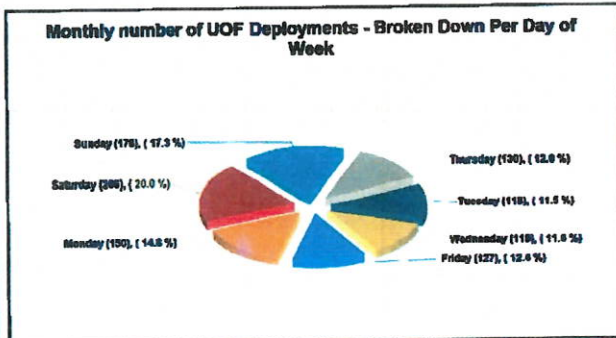


Reported Use of Force

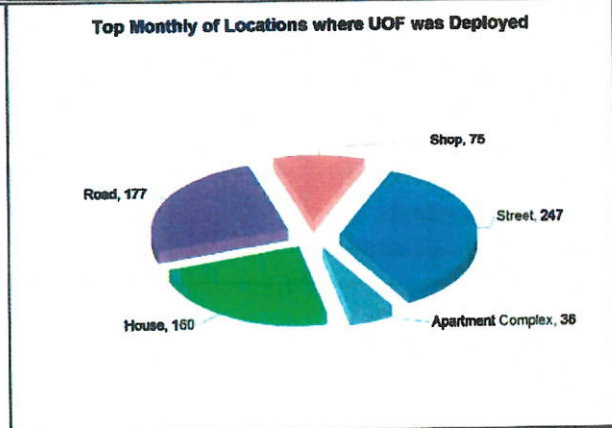
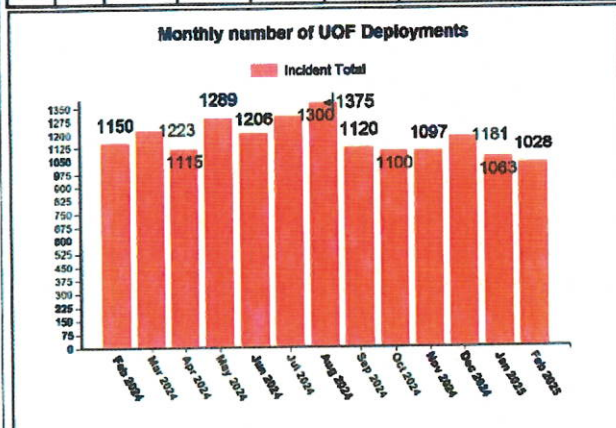
February 2025

THIS DOCUMENT IS SELF CONTAINED AND SHOULD NOT BE COMPARED OR LINKED TO OTHER SOURCES. THE INFORMATION IS CORRECT AS OF March 4, 2025 at 13:47:45. PLEASE NOTE THIS IS AN AUTOMATED GENERATED REPORT. Each Incident may contain a number of Use of Force Deployments. This may be due to numerous Garda Members attending the incident or different equipment/tactics being utilized. UoF deployments also include locations (breaching tools), animals (angry dog) & vehicles (stinger device)

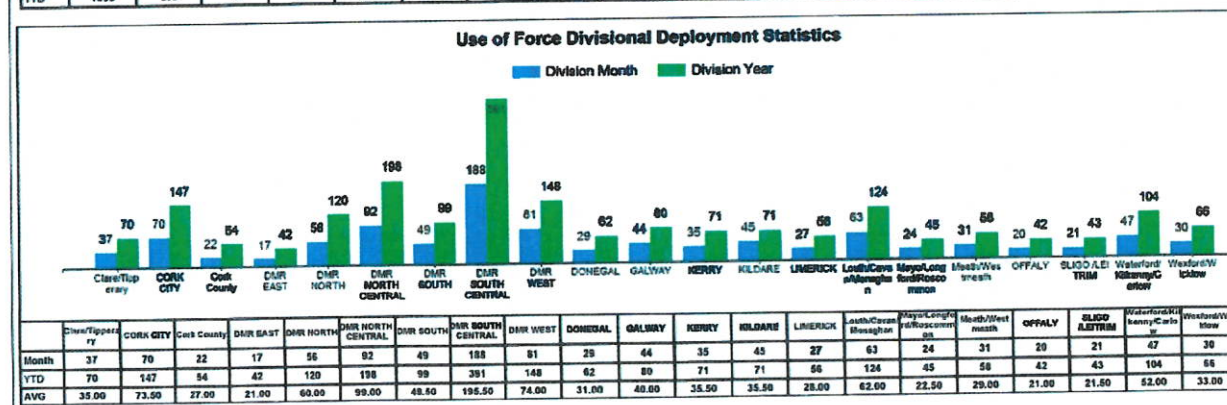
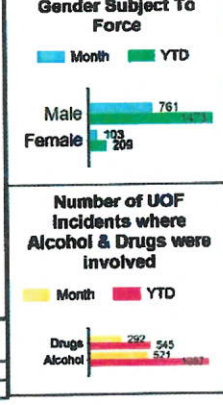
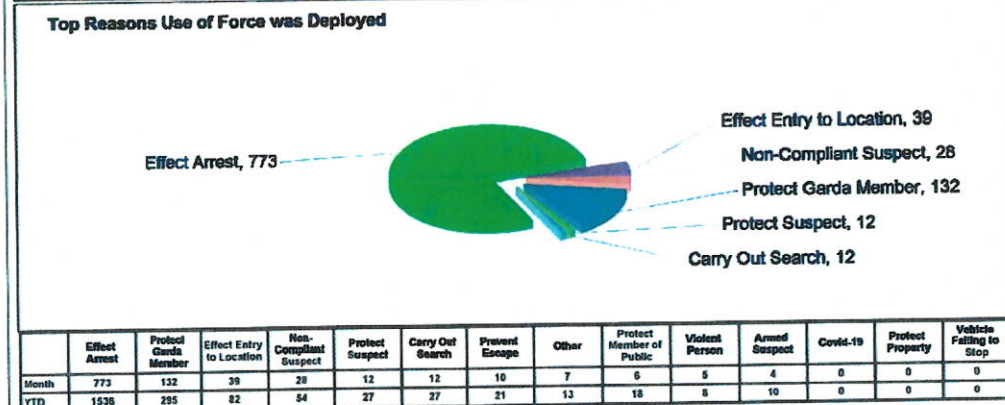
TOTAL RECORDED USE OF FORCE (INCIDENTS)	Month	930	YTD	1,890
TOTAL RECORDED USE OF FORCE (DEPLOYMENTS)	Month	1028	YTD	2091
Number of Incidents on PULSE	Month	107,546	YTD	217,880
% of Incidents involving Use of Force	Month	0.8647%	YTD	0.8674%



		2025 YTD							2024		
		Sun	Mon	Tue	Wed	Thu	Fri	Sat	00:01 to 8:00	8:01 to 16:00	16:01 to 0:00
2025	YTD	314	269	253	335	276	304	340	609	520	962
2024	YTD	337	315	285	284	319	308	314	668	522	973



	Feb 2024	Mar 2024	Apr 2024	May 2024	Jun 2024	Jul 2024	Aug 2024	Sep 2024	Oct 2024	Nov 2024	Dec 2024	Jan 2025	Feb 2025	Apartment Complex	House	Road	Shop	Street
Total	1150	1223	1115	1289	1206	1300	1375	1120	1100	1097	1181	1063	1028	36	160	177	75	247



Civilians injured during UOF incident	Month	YTD
	18	30
Garda Members injured during UOF incident	Month	YTD
	17	35
Pepper Spray*	Month	YTD
	111	216
Baton (Used)	Month	YTD
	25	47
Handcuffs (Used)	Month	YTD
	876	1770
Anti Spit Guard (Used)	Month	YTD
	1	1
Unarmed Restraint Used	Month	YTD
	179	359
Taser (Used)	Month	YTD
	4	9
Less Lethal Firearm	Month	YTD
	3	3
Firearm (Used)**	Month	YTD
	0	0

NOTES: This is operational information which may be subject to change. Previous monthly incident data totals reported may change and affect YTD figures. Use of Force incidents can be created outside of the monthly parameters. *Use of Force incidents can include multiple persons subject to force. **This report is generated from information contained on the Garda Síochána PULSE system as per report issue date. *Use of Force deployments also include locations (breaching tools), animals (angry dog) & vehicles (stinger device)

March 25

Use of Force Comparison – January 2025/February 2025				
Category	Jan-25	Feb-25	Increase/ Decrease	% Change
Total UOF for Month	929	930	1	0%
Civilians Injured	12	18	6	50%
Garda Members Injured	15	17	2	13%
Pepper Spray Deployed	105	111	6	6%
Batons	22	25	3	13%
Handcuffs	860	876	16	2%
Anti-spit guard	0	1	1	100%
Unarmed Restraint	170	179	9	5%
Taser	5	4	-1	-20%
Less Lethal Firearm	0	3	3	300%
Firearm	0	0	0	*
Gender Subject to Force - Male	736	761	25	3%
Gender Subject to Force - Female	112	103	-9	-8%
Drugs Involved	248	292	44	18%
Alcohol Involved	526	521	-5	-1%
Division with highest level UOF - DMR South Central	198	188	-47	-5%
Percentage of UOF Deployments occurring Friday, Saturday & Sunday	43%	50%	7%	7%

* NC Percentage figure of 0 is not calculable