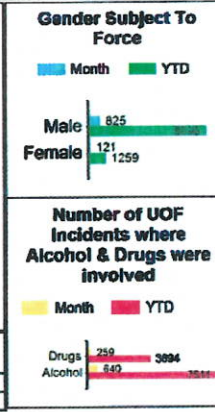
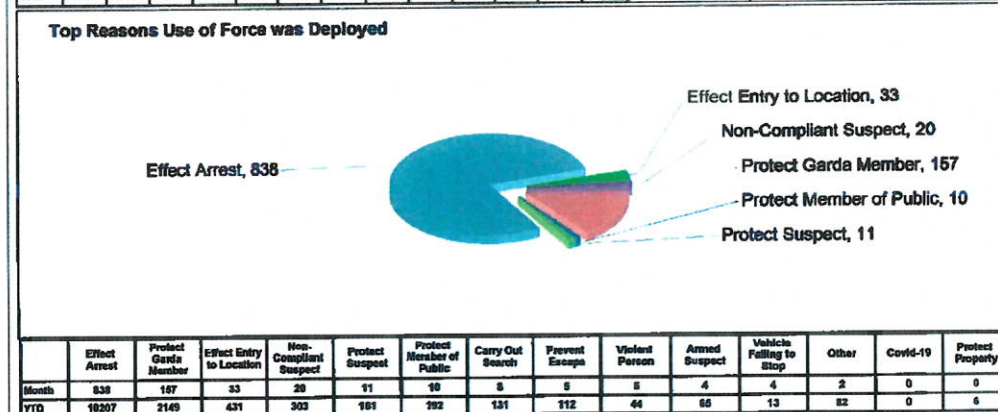
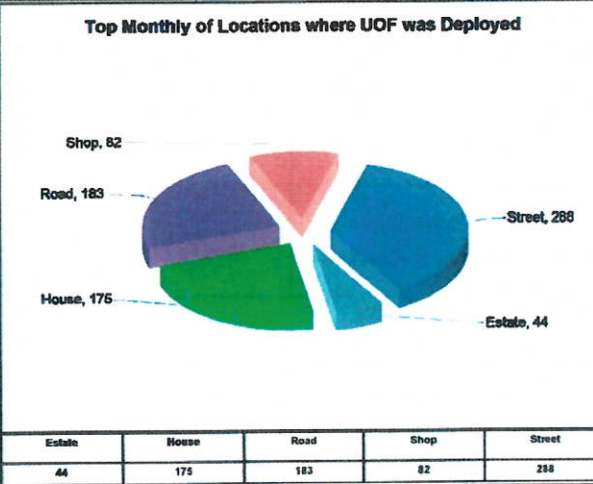
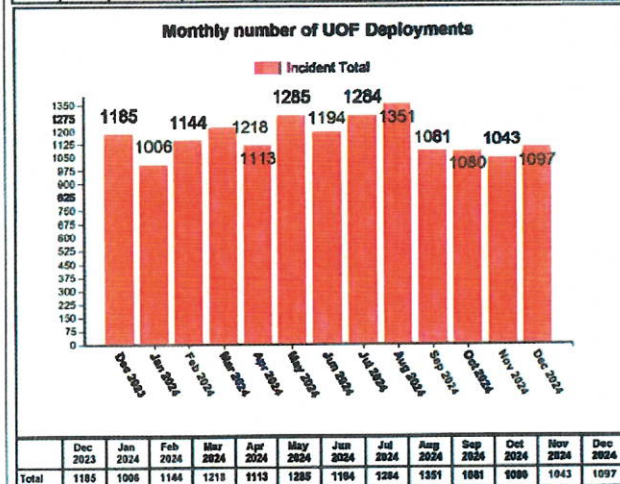
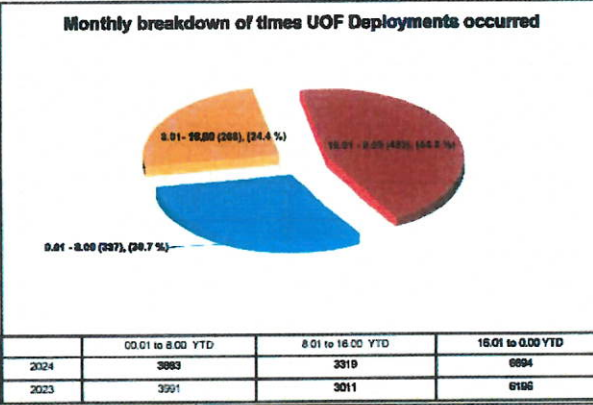
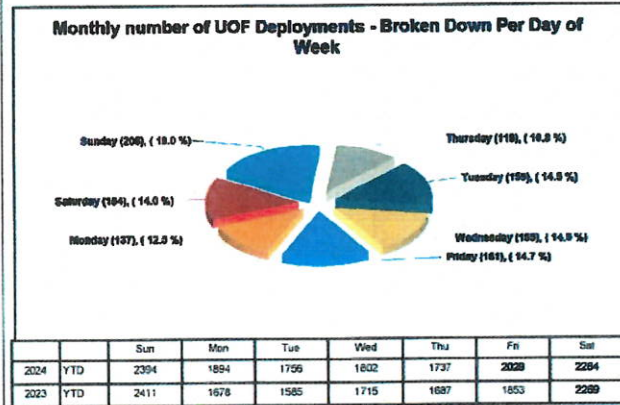


Reported Use of Force

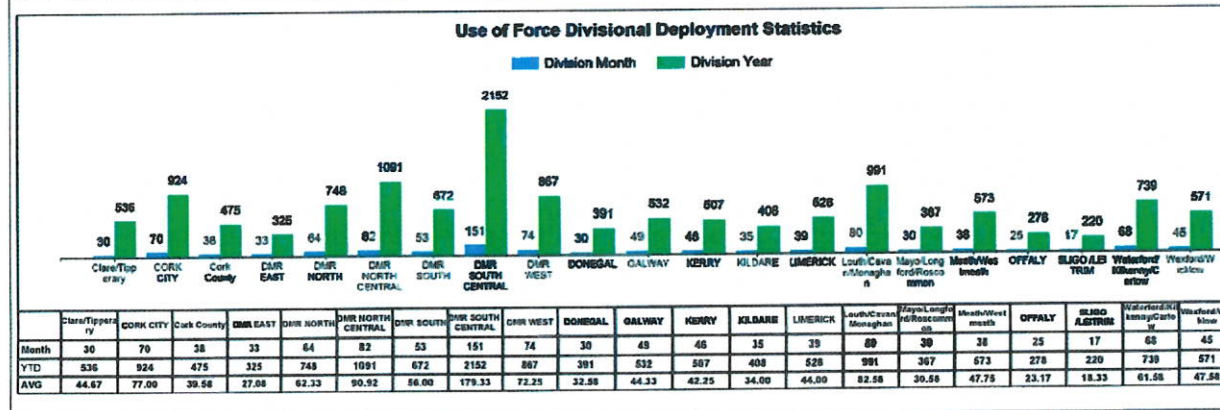
December 2024

THIS DOCUMENT IS SELF CONTAINED AND SHOULD NOT BE COMPARED OR LINKED TO OTHER SOURCES. THE INFORMATION IS CORRECT AS OF January 6, 2025 at 15:27:55. PLEASE NOTE THIS IS AN AUTOMATED GENERATED REPORT. Each Incident may contain a number of Use of Force Deployments. This may be due to numerous Garda Members attending the incident or different equipment/tactics being utilized. UoF deployments also include locations (breaching tools), animals (angry dog) & vehicles (stinger device)

TOTAL RECORDED USE OF FORCE (INCIDENTS)	Month	1,013	YTD	12,892
TOTAL RECORDED USE OF FORCE (DEPLOYMENTS)	Month	1097	YTD	13896
Number of Incidents on PULSE	Month	108,349	YTD	1,502,644
% of Incidents involving Use of Force	Month	0.9349%	YTD	0.8580%



Civilians injured during UOF Incident	Month	YTD
	21	272
Garda Members injured during UOF Incident	Month	YTD
	17	281
Pepper Spray*	Month	YTD
	112	1420
Baton (Used)	Month	YTD
	24	320
Handcuffs (Used)	Month	YTD
	952	11916
Anti Spill Guard (Used)	Month	YTD
	1	8
Unarmed Restraint Used	Month	YTD
	186	2557
Taser (Used)	Month	YTD
	0	22
Less Lethal Firearm	Month	YTD
	0	9
Firearm (Used)**	Month	YTD
	0	4



NOTES: This is operational information which may be subject to change. Previous monthly incident data totals reported may change and affect YTD figures. Use of Force Incidents can be created outside of the monthly parameters. *Use of Force Incidents can include multiple persons subject to force. **This report is generated from information contained on the Garda Síochána PULSE system as per report issue date. ***UoF deployments also include locations (breaching tools), animals (angry dog) & vehicles (stinger device)

Jan 25

Use of Force Comparison – October/November 2024				
Category	Nov-24	Dec-24	Increase/ Decrease	% Change
Total UOF for Month	923	1013	90	10%
Civilians Injured	14	21	7	50%
Garda Members Injured	10	17	7	70%
Pepper Spray Deployed	90	112	22	24%
Batons	16	24	8	50%
Handcuffs	859	952	93	11%
Anti-spit guard	0	1	1	100%
Unarmed Restraint	177	188	11	6%
Taser	2	0	-2	0%
Less Lethal Firearm	1	0	-1	0%
Firearm	0	0	0	*
Gender Subject to Force - Male	751	825	74	10%
Gender Subject to Force - Female	104	121	17	16%
Drugs Involved	254	259	5	2%
Alcohol Involved	525	640	115	22%
Division with highest level UOF - DMR South Central	174	151	5	-13%
Percentage of UOF Deployments occurring Friday, Saturday & Sunday	54%	48%	-6%	8%

* NC Percentage figure of 0 is not calculable