



## Joint Resources Working Group as at 31/01/2026

### Strength of Garda Fleet, broken down by Division & District as at 31/01/2026

Division / District	Cars			Vans	Motorcycles	4 x 4	Others	Total
	Marked	Unmarked	Total	Total	Total	Total	Total	
	1,072	1,624	2,696	672	123	96	63	
<b>Total</b>	<b>1,072</b>	<b>1,624</b>	<b>2,696</b>	<b>672</b>	<b>123</b>	<b>96</b>	<b>63</b>	<b>3,650</b>
ANGELSEA STREET	14	47	61	16	0	2	1	80
GURRANABRAHER	14	8	22	4	5	1	1	33
MAYFIELD	8	4	12	5	1	0	4	22
TOGHER	17	7	24	7	1	0	1	33
<b>CORK CITY</b>	<b>53</b>	<b>66</b>	<b>119</b>	<b>32</b>	<b>7</b>	<b>3</b>	<b>7</b>	<b>168</b>
BLACKROCK-W	21	15	36	5	1	1	0	43
DUNLAOGHAIRE-F	15	13	28	12	0	0	1	41
<b>DMR EAST</b>	<b>36</b>	<b>28</b>	<b>64</b>	<b>17</b>	<b>1</b>	<b>1</b>	<b>1</b>	<b>84</b>
BALBRIGGAN-Y	9	6	15	2	0	0	0	17
BALLYMUN	14	19	33	6	0	1	2	42
COOLOCK-R	9	16	25	3	0	0	0	28
RAHENY-J	11	16	27	4	0	0	0	31
<b>DMR NORTH</b>	<b>43</b>	<b>57</b>	<b>100</b>	<b>15</b>	<b>0</b>	<b>1</b>	<b>2</b>	<b>118</b>
BRIDEWELL	7	4	11	2	0	0	0	13
FITZGIBBON STREET	13	11	24	6	0	0	0	30
STORE STREET	17	14	31	7	4	1	1	44
<b>DMR NORTH CENTRAL</b>	<b>37</b>	<b>29</b>	<b>66</b>	<b>15</b>	<b>4</b>	<b>1</b>	<b>1</b>	<b>87</b>
CRUMLIN-G	8	7	15	9	0	0	0	24
TALLAGHT-M	15	19	34	9	0	2	2	47
TERENURE-P	9	9	18	3	0	1	0	22
<b>DMR SOUTH</b>	<b>32</b>	<b>35</b>	<b>67</b>	<b>21</b>	<b>0</b>	<b>3</b>	<b>2</b>	<b>93</b>
DONNYBROOK-E	13	7	20	7	0	0	1	28
KEVIN STREET-A	10	19	29	8	0	0	2	39
PEARSE STREET-B	6	12	18	8	1	0	0	27
<b>DMR SOUTH CENTRAL</b>	<b>29</b>	<b>38</b>	<b>67</b>	<b>23</b>	<b>1</b>	<b>0</b>	<b>3</b>	<b>94</b>
DMR TRAFFIC-DUBLIN CASTLE	11	5	16	4	32	2	1	55
<b>DMR TRAFFIC</b>	<b>11</b>	<b>5</b>	<b>16</b>	<b>4</b>	<b>32</b>	<b>2</b>	<b>1</b>	<b>55</b>
BLANCHARDSTOWN-K	16	33	49	9	2	0	1	61
CLONDALKIN-L	15	15	30	7	0	0	0	37
LUCAN-Q	12	12	24	1	0	0	1	26
<b>DMR WEST</b>	<b>43</b>	<b>60</b>	<b>103</b>	<b>17</b>	<b>2</b>	<b>0</b>	<b>2</b>	<b>124</b>
BALLYSHANNON	12	3	15	3	1	2	1	22
BUNCRANA	7	4	11	1	1	1	0	14
LETTERKENNY	14	11	25	9	2	1	0	37
MILFORD	8	1	9	4	0	1	0	14
<b>DONEGAL</b>	<b>41</b>	<b>19</b>	<b>60</b>	<b>17</b>	<b>4</b>	<b>5</b>	<b>1</b>	<b>87</b>
BALLINASLOE	4	3	7	1	0	0	0	8
CLIFDEN	3	0	3	1	0	0	0	4
GALWAY	17	33	50	25	4	1	1	81
LOUGHREA	4	3	7	3	0	0	0	10
SALTHILL	7	1	8	2	0	1	0	11
TUAM	7	3	10	1	2	0	0	13
<b>GALWAY</b>	<b>42</b>	<b>43</b>	<b>85</b>	<b>33</b>	<b>6</b>	<b>2</b>	<b>1</b>	<b>127</b>
KILLARNEY	10	6	16	4	0	0	0	20
LISTOWEL	8	2	10	2	0	0	0	12
TRALEE	17	12	29	15	3	1	1	49
<b>KERRY</b>	<b>35</b>	<b>20</b>	<b>55</b>	<b>21</b>	<b>3</b>	<b>1</b>	<b>1</b>	<b>81</b>
BIRR	6	1	7	3	0	0	0	10
PORTLAOISE	16	14	30	11	3	1	2	47
TULLAMORE	10	5	15	7	0	0	0	22
<b>LAOIS-OFFALY</b>	<b>32</b>	<b>20</b>	<b>52</b>	<b>21</b>	<b>3</b>	<b>1</b>	<b>2</b>	<b>79</b>
BRUFF	5	2	7	2	0	0	0	9
HENRY STREET LIMERICK	29	33	62	17	5	1	0	85
NEWCASTLEWEST	13	5	18	2	0	0	0	20
ROXBORO ROAD	9	5	14	3	0	0	1	18
<b>LIMERICK</b>	<b>56</b>	<b>45</b>	<b>101</b>	<b>24</b>	<b>5</b>	<b>1</b>	<b>1</b>	<b>132</b>
BALLYMOTE	6	2	8	2	0	1	0	11
LEITRIM	14	4	18	4	0	1	1	24
SLIGO	14	12	26	11	1	0	0	38
<b>SLIGO-LEITRIM</b>	<b>34</b>	<b>18</b>	<b>52</b>	<b>17</b>	<b>1</b>	<b>2</b>	<b>1</b>	<b>73</b>
NATIONAL & HEADQUARTERS UNITS	38	794	832	165	25	44	22	1,088
<b>NATIONAL &amp; HEADQUARTERS UNITS</b>	<b>38</b>	<b>794</b>	<b>832</b>	<b>165</b>	<b>25</b>	<b>44</b>	<b>22</b>	<b>1,088</b>

Following a full Fleet Category Review undertaken on August 9th 2019, 1 vehicle listed as 'Others' was reclassified as 'Vans' & 127 vehicles listed as 'Others' and 27 vehicles listed as '4x4' were reclassified as 'Cars'.

This Data is correct as of 31/01/2026 and will be updated as of 01/02/2026



## Joint Resources Working Group as at 31/01/2026

CAHIR	12	4	16	1	1	1	0	19
CLONMEL	5	5	10	3	0	0	0	13
ENNIS	14	13	27	15	1	0	1	44
KILRUSH	10	4	14	1	0	1	0	16
NENAGH	6	2	8	1	0	0	0	9
THURLES	8	9	17	9	2	1	0	29
TIPPERARY	3	2	5	2	0	0	1	8
<b>CLARE/TIPPERARY</b>	<b>58</b>	<b>39</b>	<b>97</b>	<b>32</b>	<b>4</b>	<b>3</b>	<b>2</b>	<b>138</b>
BANDON	11	15	26	8	0	0	1	35
BANTRY	5	2	7	2	0	1	0	10
CLONAKILTY	8	3	11	2	0	0	0	13
FERMOY	9	8	17	5	2	0	0	24
MACROOM	12	6	18	1	0	1	1	21
MALLOW	11	9	20	4	0	0	0	24
MIDLETON	12	8	20	7	1	0	1	29
<b>CORK COUNTY</b>	<b>68</b>	<b>51</b>	<b>119</b>	<b>29</b>	<b>3</b>	<b>2</b>	<b>3</b>	<b>156</b>
CARLOW	18	3	21	3	0	0	0	24
KILDARE	13	8	21	6	0	0	0	27
LEIXLIP	10	9	19	2	0	0	0	21
NAAS	13	13	26	10	1	1	1	39
<b>KILDARE/CARLOW</b>	<b>54</b>	<b>33</b>	<b>87</b>	<b>21</b>	<b>1</b>	<b>1</b>	<b>1</b>	<b>111</b>
ARDEE	6	5	11	5	0	0	0	16
BAILIEBORO	6	7	13	1	0	0	0	14
CARRICKMACROSS	5	2	7	4	0	3	0	14
CAVAN	17	6	23	2	2	0	0	27
DROGHEDA	10	8	18	4	1	1	1	25
DUNDALK	21	11	32	9	0	1	0	42
MONAGHAN	10	17	27	11	2	2	0	42
<b>LOUTH/CAVAN/MONAGHAN</b>	<b>75</b>	<b>56</b>	<b>131</b>	<b>36</b>	<b>5</b>	<b>7</b>	<b>1</b>	<b>180</b>
BALLINA	6	3	9	3	0	0	0	12
BELMULLET	2	0	2	1	0	1	0	4
CASTLEBAR	4	9	13	5	2	0	1	21
CASTLEREA	9	5	14	4	0	1	2	21
CLAREMORRIS	21	6	27	3	0	0	0	30
GRANARD	5	2	7	2	0	0	0	9
LONGFORD	10	3	13	3	1	0	0	17
ROSCOMMON	7	7	14	8	1	0	0	23
WESTPORT	5	1	6	2	0	0	0	8
<b>MAYO/ROSCOMMON/LONGFORD</b>	<b>69</b>	<b>36</b>	<b>105</b>	<b>31</b>	<b>4</b>	<b>2</b>	<b>3</b>	<b>145</b>
ASHBOURNE	13	5	18	3	2	1	0	24
ATHLONE	17	8	25	3	1	0	0	29
KELLS	7	2	9	1	0	0	0	10
MULLINGAR	18	17	35	8	0	1	1	45
NAVAN	11	10	21	7	0	0	0	28
TRIM	7	2	9	2	0	0	0	11
<b>MEATH/WESTMEATH</b>	<b>73</b>	<b>44</b>	<b>117</b>	<b>24</b>	<b>3</b>	<b>2</b>	<b>1</b>	<b>147</b>
DUNGARVAN	7	2	9	2	0	1	0	12
KILKENNY	15	21	36	7	1	1	1	46
THOMASTOWN	8	12	20	9	0	0	0	29
TRAMORE	8	3	11	2	1	1	0	15
WATERFORD	17	13	30	13	1	1	1	46
<b>WATERFORD/KILKENNY</b>	<b>55</b>	<b>51</b>	<b>106</b>	<b>33</b>	<b>3</b>	<b>4</b>	<b>2</b>	<b>148</b>
BALTINGLASS	7	5	12	4	1	1	0	18
BRAY	11	6	17	6	0	1	0	24
ENNISCORTHY	12	6	18	3	1	1	0	23
NEW ROSS	7	3	10	1	0	0	0	11
WEXFORD	12	10	22	5	4	1	1	33
WICKLOW	9	7	16	5	0	4	1	26
<b>WEXFORD/WICKLOW</b>	<b>58</b>	<b>37</b>	<b>95</b>	<b>24</b>	<b>6</b>	<b>8</b>	<b>2</b>	<b>135</b>

### Vehicles Removed from Fleet from 01/01/2026 to 31/01/2026 by Type as at 31/01/2026

	Cars			Vans	Motorcycles	4 x 4	Others	Total
	Marked	Unmarked	Total	Total	Total	Total	Total	
<b>Total</b>	8	6	14		0		0	14
January 2026	8	6	14	0	0	0	0	14

Following a full Fleet Category Review undertaken on August 9th 2019, 1 vehicle listed as 'Others' was reclassified as 'Vans' & 127 vehicles listed as 'Others' and 27 vehicles listed as '4x4' were reclassified as 'Cars'.

This Data is correct as of 31/01/2026 and will be updated as of 01/02/2026



## Joint Resources Working Group as at 31/01/2026

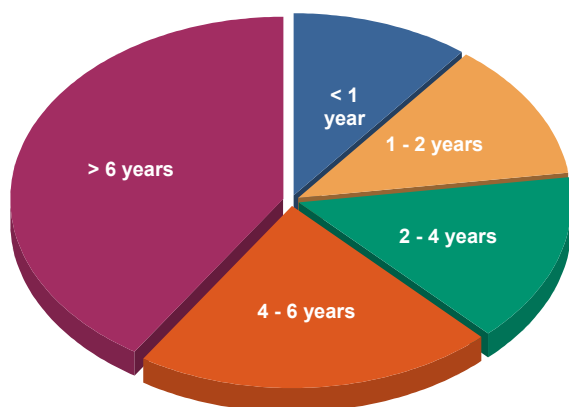
### Vehicles Assigned to Fleet from 01/01/2026 to 31/01/2026 by Type as at 31/01/2026

	Cars			Vans	Motorcycles	4 x 4	Others	Total
	Marked	Unmarked	Total	Total	Total	Total	Total	
<b>Total</b>	6	5	11	1	0	0	2	14
January 2026	6	5	11	1	0	0	2	14

### Strength of Garda Fleet, broken down by Age as at 31/01/2026

	Cars	Vans	Motorcycles	4 x 4	Others	Total	% of Total
Total	2,696	672	123	96	63	3,650	100%
< 1 year	313	54	4	5	8	384	11%
1 - 2 years	299	103	37	1	6	446	12%
2 - 4 years	469	65	11	5		550	15%
4 - 6 years	656	67	25	26	5	779	21%
> 6 years	959	383	46	59	44	1,491	41%

Vehicle age is calculated from date of commission.



< 1 year	384	10.5%
1 - 2 years	446	12.2%
2 - 4 years	550	15.1%
4 - 6 years	779	21.3%
> 6 years	1,491	40.8%
Total:	3,650	100.0%

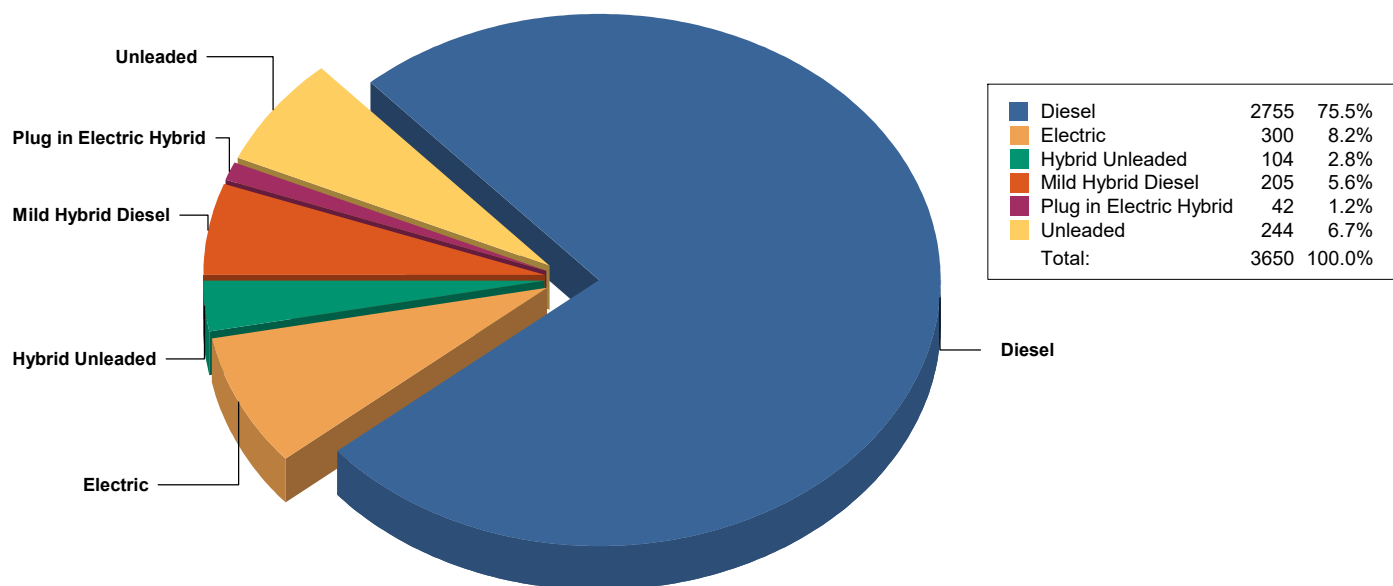
Following a full Fleet Category Review undertaken on August 9th 2019, 1 vehicle listed as 'Others' was reclassified as 'Vans' & 127 vehicles listed as 'Others' and 27 vehicles listed as '4x4' were reclassified as 'Cars'.

This Data is correct as of 31/01/2026 and will be updated as of 01/02/2026



## Joint Resources Working Group as at 31/01/2026

### Strength of Garda Fleet, broken down by Fuel Type as at 31/01/2026



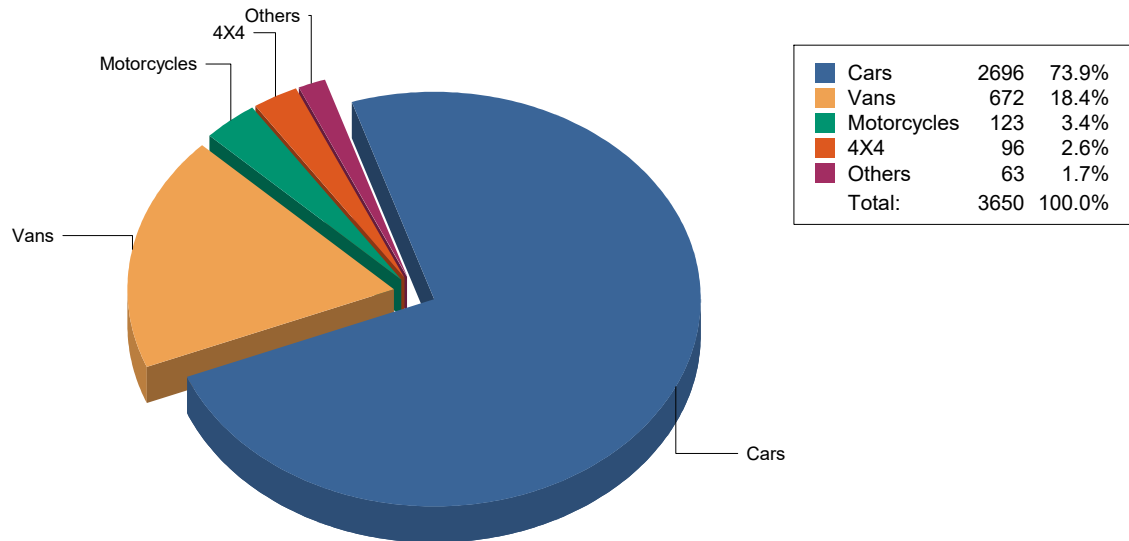
Following a full Fleet Category Review undertaken on August 9th 2019, 1 vehicle listed as 'Others' was reclassified as 'Vans' & 127 vehicles listed as 'Others' and 27 vehicles listed as '4x4' were reclassified as 'Cars'.

This Data is correct as of 31/01/2026 and will be updated as of 01/02/2026

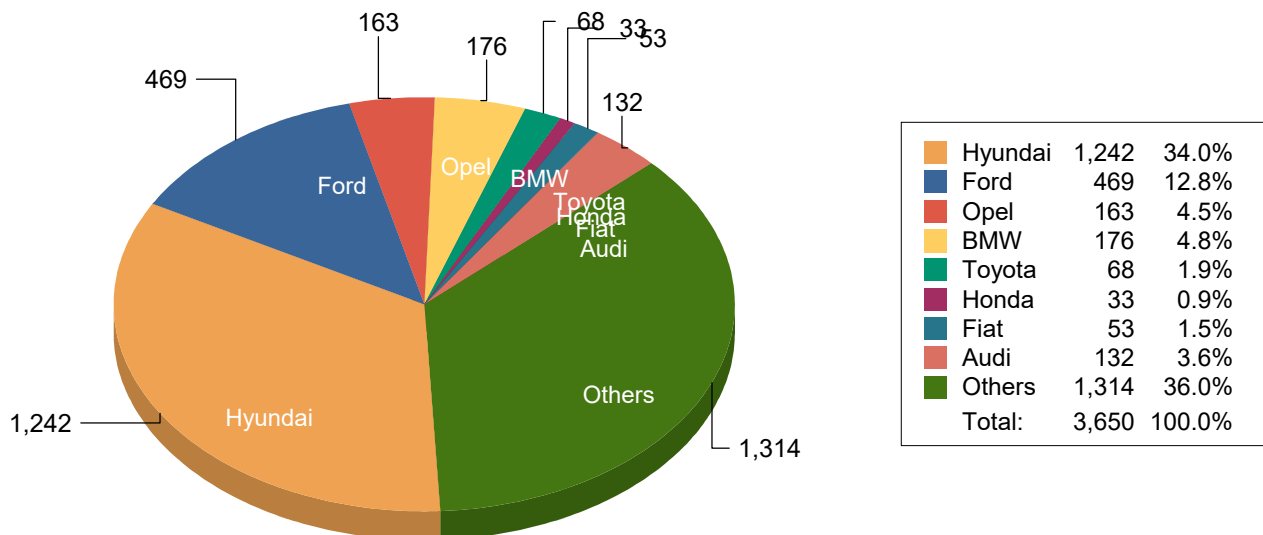


## Joint Resources Working Group as at 31/01/2026

### Strength of Garda Fleet, broken down by Type as at 31/01/2026



### Strength of Garda Fleet, broken down by Make as at 31/01/2026



Following a full Fleet Category Review undertaken on August 9th 2019, 1 vehicle listed as 'Others' was reclassified as 'Vans' & 127 vehicles listed as 'Others' and 27 vehicles listed as '4x4' were reclassified as 'Cars'.

This Data is correct as of 31/01/2026 and will be updated as of 01/02/2026