

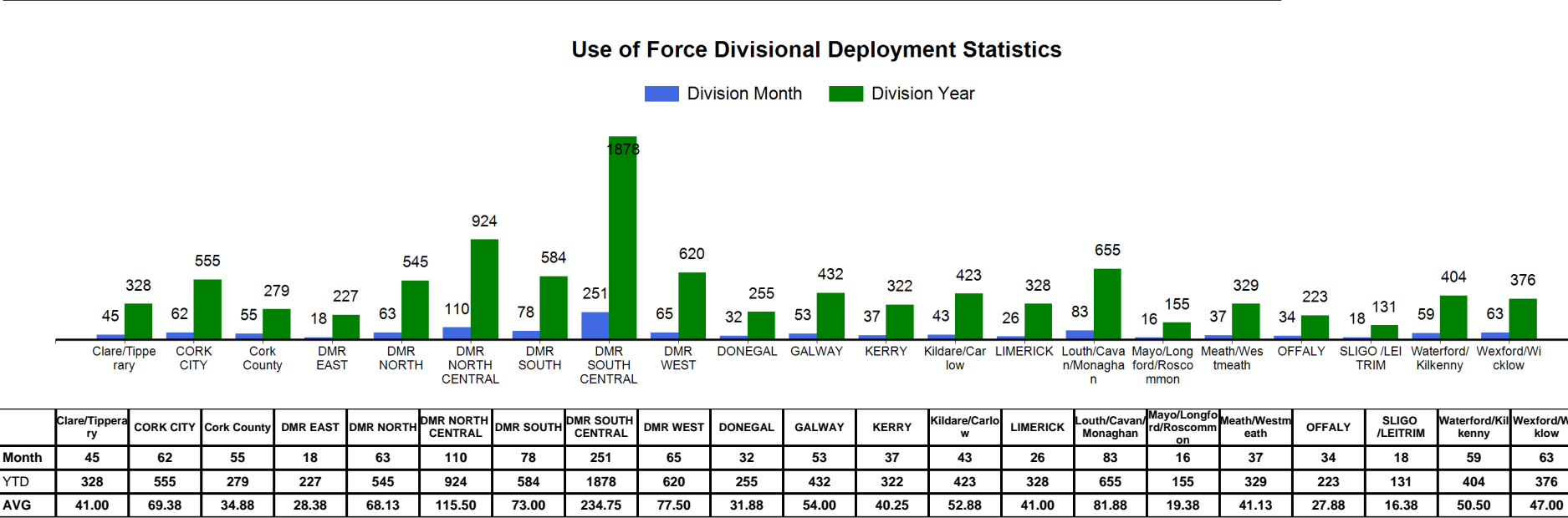
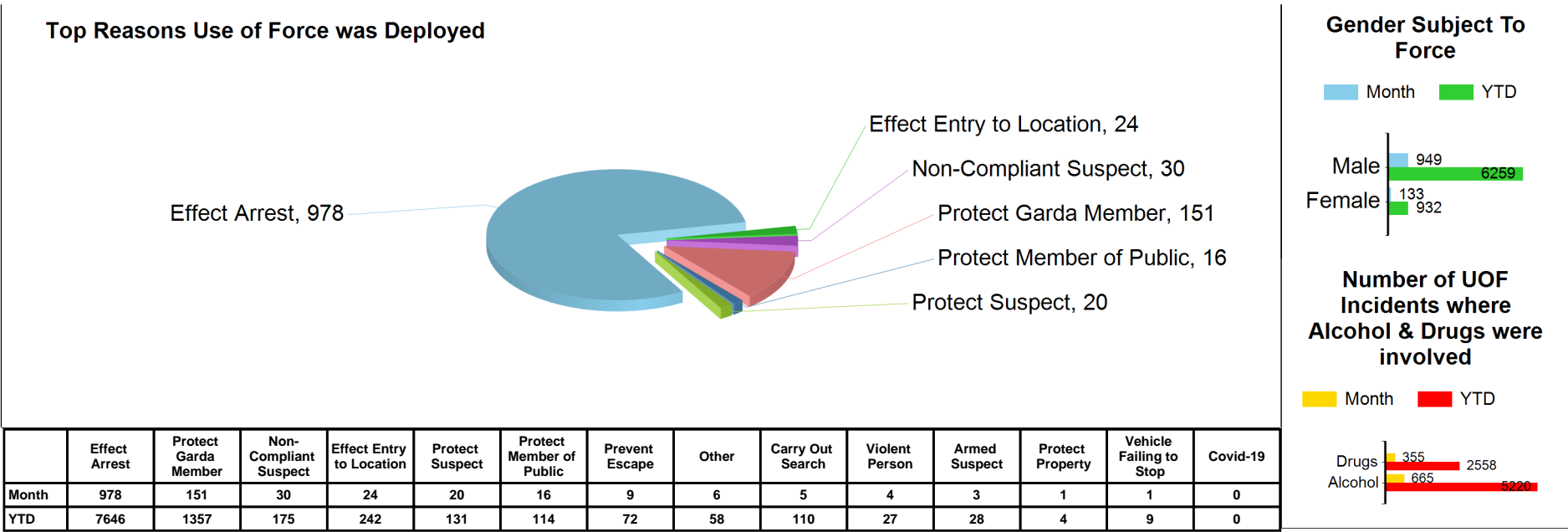
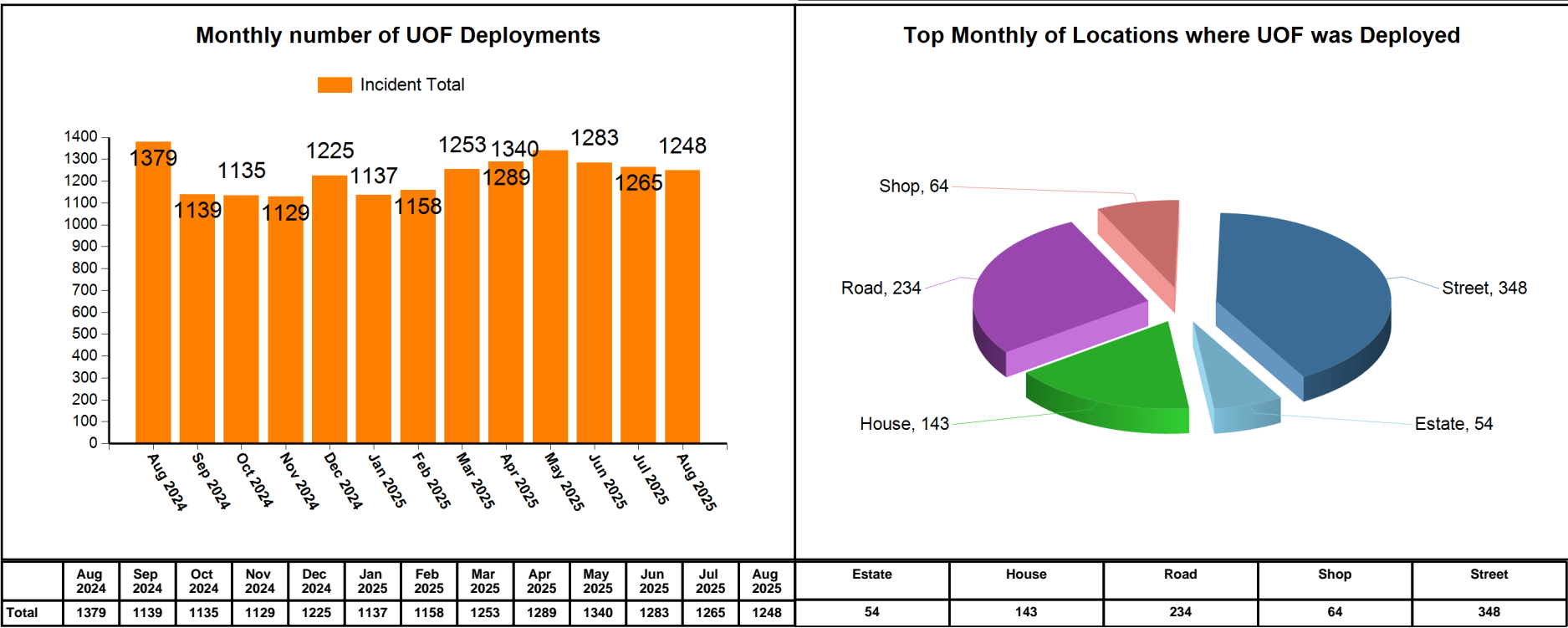
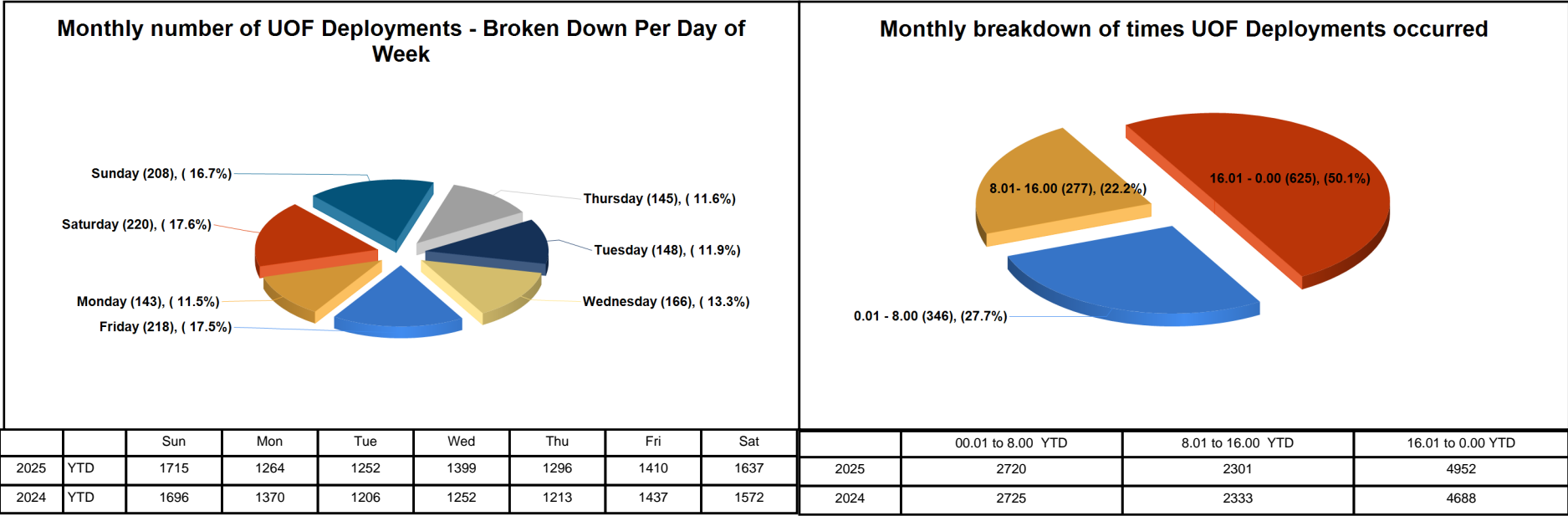


# Reported Use of Force

August 2025

THIS DOCUMENT IS SELF CONTAINED AND SHOULD NOT BE COMPARED OR LINKED TO OTHER SOURCES. THE INFORMATION IS CORRECT AS OF September 3, 2025 at 15:21:51. PLEASE NOTE THIS IS AN AUTOMATED GENERATED REPORT. Each Incident may contain a number of Use of Force Deployments. This may be due to numerous Garda Members attending the incident or different equipment/tactics being utilised.  
**UoF deployments also include locations (breaching tools), animals (angry dog) & vehicles (stinger device)**

TOTAL RECORDED USE OF FORCE (INCIDENTS)	Month	1,171	YTD	9,241
TOTAL RECORDED USE OF FORCE (DEPLOYMENTS)	Month	1248	YTD	9973
Number of Incidents on PULSE	Month	119,549	YTD	993,506
% of Incidents involving Use of Force	Month	0.9795%	YTD	0.9301%



Civilians injured during UOF Incident



Month YTD

25 191

Garda Members injured during UOF Incident



Month YTD

21 159

Pepper Spray\*



Month YTD

117 999

Baton (Used)



Month YTD

37 231

Handcuffs (Used)



Month YTD

1109 8673

Anti Spit Guard (Used)



Month YTD

2 5

Unarmed Restraint Used



Month YTD

161 1570

Taser (Used)



Month YTD

1 22

Less Lethal Firearm



Month YTD

1 11

Firearm (Used) \*\*



Month YTD

0 2

NOTES: This is operational information which may be subject to change. Previous monthly incident data totals reported may change and affect YTD figures. Use of Force Incidents can be created outside of the monthly parameters. \*Use of Force incidents can include multiple persons subject to force \*\*This report is generated from information contained on the Garda Síochána PULSE system as per report issue date. \*\*\*UoF deployments also include locations (breaching tools), animals (angry dog) & vehicles (stinger device)