




March 2025


TOTAL RECORDED USE OF FORCE (INCIDENTS)	Month	1,034	YTD	2,985
TOTAL RECORDED USE OF FORCE (DEPLOYMENTS)	Month	1142	YTD	3297
Number of Incidents on PULSE	Month	119,000	YTD	345,208
% of Incidents Involving Use of Force	Month	0.8689%	YTD	0.8647%

Monthly breakdown of times UOF Deployments occurred



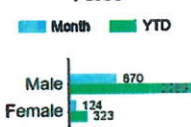
		Sun	Mon	Tue	Wed	Thu	Fri	Sat		00.01 to 8.00 YTD	8.01 to 16.00 YTD	16.01 to 0.00 YTD
2025	YTD	544	478	409	478	416	429	543	2025	928	1555	
2024	YTD	606	488	423	432	437	468	532	2024	992	815	1698

Top Monthly of Locations where UOF was Deployed




	Mar 2024	Apr 2024	May 2024	Jun 2024	Jul 2024	Aug 2024	Sep 2024	Oct 2024	Nov 2024	Dec 2024	Jan 2025	Feb 2025	Mar 2025	Exbate	House	Road	Shop	Street
Total	1226	1120	1290	1209	1204	1376	1124	1110	1108	1105	1082	1073	1142	47	165	159	63	299

Gender Subject To Force

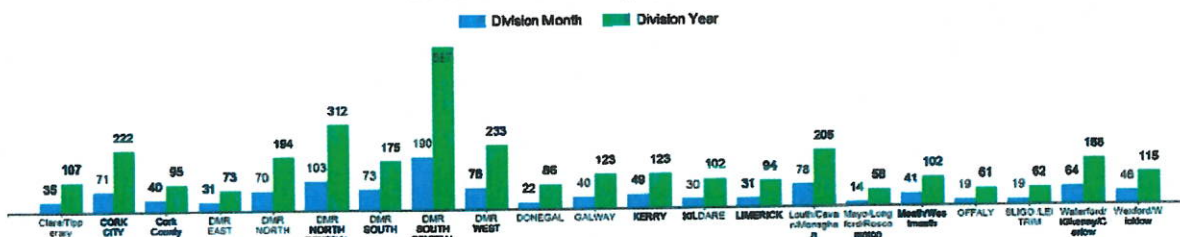


Number of UOF Incidents where Alcohol & Drugs were involved



	Effect Arrest	Protect Garda Member	Effect Entry to Location	Protect Member of Public	Carry Out Search	Non-Compliant Suspect	Protect Suspect	Prevent Escape	Armed Suspect	Violent Person	Other	Protect Property	Vehicle Failing to Stop	Covid-19
Month	675	175	21	20	13	11	10	8	3	3	1	1	1	0
YTD	2459	473	105	40	40	68	38	29	14	11	15	2	1	0

Use of Force Divisional Deployment Statistics



	Class/Type/r/y	CORK CITY	Cork County	DUBLIN EAST	DUBLIN NORTH	DUBLIN NORTH CENTRAL	DUBLIN SOUTH CENTRAL	DUBLIN WEST	DONEGAL	GALWAY	KERRY	KILMORE	LIMERICK	South/Cavan/Monaghan	North/Louth/Down	OffshOre	SLIGO/ASTHMA	Waterford/Kilkenny/Carlow	Wexford/Wick	
Year	36	71	40	31	70	103	73	190	76	21	40	30	31	78	14	41	19	19	64	46
YTD	107	222	95	73	194	312	175	587	233	86	123	123	94	205	58	182	81	62	168	115
AVG	35.67	74.00	31.67	24.33	64.67	104.00	58.33	195.67	77.67	28.67	41.00	41.00	31.33	68.33	19.33	34.00	20.33	20.67	56.00	38.33

NOTES: This is operational information which may be subject to change.
Previous monthly incident data totals reported may change and affect YTD figures. Use of Force incidents can be created outside of the monthly parameters.
*Use of Force incidents can include multiple persons subject to force
- This report is generated from information contained on the Garda Síochána PUL SEC system as of the report issue date.
- UoF deployments also include locations (breaching tools), animals (any dog) & vehicles (any car device)

April 25

Use of Force Comparison – February 2025/March 2025				
Category	Feb-25	Mar-25	Increase/ Decrease	% Change
Total UOF for Month	930	1034	104	11%
Civilians Injured	18	28	10	56%
Garda Members Injured	17	11	-6	-35%
Pepper Spray Deployed	111	115	4	4%
Batons	25	27	3	13%
Handcuffs	876	993	117	13%
Anti-spit guard	1	0	-1	0%
Unarmed Restraint	179	196	17	9%
Taser	4	4	0	0%
Less Lethal Firearm	3	3	0	0%
Firearm	0	1	1	100%
Gender Subject to Force - Male	761	870	109	14%
Gender Subject to Force - Female	103	124	21	20%
Drugs Involved	292	287	-5	-2%
Alcohol Involved	521	628	107	21%
Division with highest level UOF - DMR South Central	188	190	-47	1%
Percentage of UOF Deployments occurring Friday, Saturday & Sunday	50%	47%	-3%	3%

* NC Percentage figure of 0 is not calculable