



## Joint Resources Working Group as at 31/08/2025

### Strength of Garda Fleet, broken down by Division & District as at 31/08/2025

Division / District	Cars			Vans	Motorcycles	4 x 4	Others	Total
	Marked	Unmarked	Total	Total	Total	Total	Total	
	1,093	1,623	2,716	661	138	99	61	
<b>Total</b>	<b>1,093</b>	<b>1,623</b>	<b>2,716</b>	<b>661</b>	<b>138</b>	<b>99</b>	<b>61</b>	<b>3,675</b>
ANGELSEA STREET	14	48	62	16	0	1	1	80
GURRANABRAHER	14	8	22	4	8	1	1	36
MAYFIELD	8	5	13	5	1	0	4	23
TOGHER	16	8	24	6	1	0	1	32
<b>CORK CITY</b>	<b>52</b>	<b>69</b>	<b>121</b>	<b>31</b>	<b>10</b>	<b>2</b>	<b>7</b>	<b>171</b>
BLACKROCK-W	21	15	36	5	1	1	0	43
DUNLAOGHAIRE-F	14	13	27	12	0	0	1	40
<b>DMR EAST</b>	<b>35</b>	<b>28</b>	<b>63</b>	<b>17</b>	<b>1</b>	<b>1</b>	<b>1</b>	<b>83</b>
BALBRIGGAN-Y	9	6	15	2	0	0	0	17
BALLYMUN	13	18	31	6	0	1	2	40
COOLOCK-R	10	16	26	3	0	0	0	29
RAHENY-J	11	16	27	4	0	0	0	31
<b>DMR NORTH</b>	<b>43</b>	<b>56</b>	<b>99</b>	<b>15</b>	<b>0</b>	<b>1</b>	<b>2</b>	<b>117</b>
BRIDEWELL	7	3	10	3	0	0	0	13
FITZGIBBON STREET	13	10	23	6	0	0	0	29
STORE STREET	17	12	29	7	4	1	1	42
<b>DMR NORTH CENTRAL</b>	<b>37</b>	<b>25</b>	<b>62</b>	<b>16</b>	<b>4</b>	<b>1</b>	<b>1</b>	<b>84</b>
CRUMLIN-G	10	8	18	9	0	0	0	27
TALLAGHT-M	15	19	34	9	0	2	2	47
TERENURE-P	9	6	15	3	0	1	0	19
<b>DMR SOUTH</b>	<b>34</b>	<b>33</b>	<b>67</b>	<b>21</b>	<b>0</b>	<b>3</b>	<b>2</b>	<b>93</b>
DONNYBROOK-E	12	8	20	7	0	0	0	27
KEVIN STREET-A	12	21	33	8	0	0	3	44
PEARSE STREET-B	7	12	19	8	1	0	0	28
<b>DMR SOUTH CENTRAL</b>	<b>31</b>	<b>41</b>	<b>72</b>	<b>23</b>	<b>1</b>	<b>0</b>	<b>3</b>	<b>99</b>
DMR TRAFFIC-DUBLIN CASTLE	11	5	16	4	33	1	1	55
<b>DMR TRAFFIC</b>	<b>11</b>	<b>5</b>	<b>16</b>	<b>4</b>	<b>33</b>	<b>1</b>	<b>1</b>	<b>55</b>
BLANCHARDSTOWN-K	16	31	47	7	2	0	1	57
CLONDALKIN-L	16	13	29	7	0	0	0	36
LUCAN-Q	13	11	24	1	0	0	2	27
<b>DMR WEST</b>	<b>45</b>	<b>55</b>	<b>100</b>	<b>15</b>	<b>2</b>	<b>0</b>	<b>3</b>	<b>120</b>
BALLYSHANNON	12	3	15	2	1	1	1	20
BUNCRANA	7	3	10	1	1	1	0	13
LETTERKENNY	15	12	27	10	2	2	0	41
MILFORD	7	2	9	4	0	1	0	14
<b>DONEGAL</b>	<b>41</b>	<b>20</b>	<b>61</b>	<b>17</b>	<b>4</b>	<b>5</b>	<b>1</b>	<b>88</b>
BALLINASLOE	3	2	5	1	0	0	0	6
CLIFDEN	3	0	3	1	0	0	0	4
GALWAY	18	33	51	24	4	1	1	81
LOUGHREA	4	3	7	3	0	0	0	10
SALTHILL	7	1	8	2	0	1	0	11
TUAM	6	2	8	1	2	0	0	11
<b>GALWAY</b>	<b>41</b>	<b>41</b>	<b>82</b>	<b>32</b>	<b>6</b>	<b>2</b>	<b>1</b>	<b>123</b>
KILLARNEY	10	7	17	4	0	0	0	21
LISTOWEL	7	2	9	2	0	0	0	11
TRALEE	18	11	29	14	4	1	1	49
<b>KERRY</b>	<b>35</b>	<b>20</b>	<b>55</b>	<b>20</b>	<b>4</b>	<b>1</b>	<b>1</b>	<b>81</b>
BIRR	6	1	7	3	0	0	0	10
PORTLAOISE	16	16	32	11	3	1	2	49
TULLAMORE	11	3	14	7	1	0	0	22
<b>LAOIS-OFFALY</b>	<b>33</b>	<b>20</b>	<b>53</b>	<b>21</b>	<b>4</b>	<b>1</b>	<b>2</b>	<b>81</b>
BRUFF	6	2	8	3	0	0	0	11
HENRY STREET LIMERICK	31	33	64	16	6	1	0	87
NEWCASTLEWEST	12	3	15	2	0	0	0	17
ROXBORO ROAD	10	5	15	3	0	0	1	19
<b>LIMERICK</b>	<b>59</b>	<b>43</b>	<b>102</b>	<b>24</b>	<b>6</b>	<b>1</b>	<b>1</b>	<b>134</b>
BALLYMOTE	8	2	10	2	0	1	0	13
LEITRIM	12	5	17	4	0	1	1	23
SLIGO	13	12	25	10	1	0	0	36
<b>SLIGO-LEITRIM</b>	<b>33</b>	<b>19</b>	<b>52</b>	<b>16</b>	<b>1</b>	<b>2</b>	<b>1</b>	<b>72</b>
NATIONAL & HEADQUARTERS UNITS	46	802	848	164	30	47	19	1,108
<b>NATIONAL &amp; HEADQUARTERS UNITS</b>	<b>46</b>	<b>802</b>	<b>848</b>	<b>164</b>	<b>30</b>	<b>47</b>	<b>19</b>	<b>1,108</b>

Following a full Fleet Category Review undertaken on August 9th 2019, 1 vehicle listed as 'Others' was reclassified as 'Vans' & 127 vehicles listed as 'Others' and 27 vehicles listed as '4x4' were reclassified as 'Cars'.

This Data is correct as of 31/08/2025 and will be updated as of 01/09/2025



## Joint Resources Working Group as at 31/08/2025

CAHIR	12	3	15	1	2	1	0	19
CLONMEL	6	5	11	3	0	0	0	14
ENNIS	15	12	27	12	1	0	1	41
KILRUSH	9	2	11	2	0	1	0	14
NENAGH	6	2	8	1	0	0	0	9
THURLES	9	9	18	10	2	1	0	31
TIPPERARY	3	3	6	2	0	0	1	9
<b>CLARE/TIPPERARY</b>	<b>60</b>	<b>36</b>	<b>96</b>	<b>31</b>	<b>5</b>	<b>3</b>	<b>2</b>	<b>137</b>
BANDON	9	14	23	7	0	0	1	31
BANTRY	5	2	7	2	0	1	0	10
CLONAKILTY	8	3	11	2	0	0	0	13
FERMOY	11	8	19	5	2	0	0	26
MACROOM	11	5	16	1	0	1	1	19
MALLOW	14	8	22	4	0	0	0	26
MIDLETON	12	8	20	6	1	0	1	28
<b>CORK COUNTY</b>	<b>70</b>	<b>48</b>	<b>118</b>	<b>27</b>	<b>3</b>	<b>2</b>	<b>3</b>	<b>153</b>
CARLOW	17	3	20	4	1	0	0	25
KILDARE	13	8	21	6	0	0	0	27
LEIXLIP	10	9	19	2	0	0	0	21
NAAS	13	12	25	9	1	1	1	37
<b>KILDARE/CARLOW</b>	<b>53</b>	<b>32</b>	<b>85</b>	<b>21</b>	<b>2</b>	<b>1</b>	<b>1</b>	<b>110</b>
ARDEE	7	6	13	4	0	0	0	17
BAILIEBORO	6	7	13	1	0	0	0	14
CARRICKMACROSS	5	2	7	4	0	3	0	14
CAVAN	17	4	21	2	2	1	0	26
DROGHEDA	11	8	19	4	2	1	1	27
DUNDALK	20	11	31	9	0	1	0	41
MONAGHAN	10	17	27	10	2	2	0	41
<b>LOUTH/CAVAN/MONAGHAN</b>	<b>76</b>	<b>55</b>	<b>131</b>	<b>34</b>	<b>6</b>	<b>8</b>	<b>1</b>	<b>180</b>
BALLINA	7	2	9	3	0	0	0	12
BELMULLET	2	0	2	1	0	1	0	4
CASTLEBAR	4	9	13	5	2	0	1	21
CASTLEREA	9	4	13	4	0	1	2	20
CLAREMORRIS	21	8	29	2	0	0	0	31
GRANARD	4	2	6	2	0	0	0	8
LONGFORD	11	2	13	3	1	0	0	17
ROSCOMMON	7	9	16	7	1	0	0	24
WESTPORT	5	2	7	3	0	0	0	10
<b>MAYO/ROSCOMMON/LONGFORD</b>	<b>70</b>	<b>38</b>	<b>108</b>	<b>30</b>	<b>4</b>	<b>2</b>	<b>3</b>	<b>147</b>
ASHBOURNE	13	5	18	3	2	1	0	24
ATHLONE	16	8	24	3	1	1	0	29
KELLS	7	2	9	1	0	0	0	10
MULLINGAR	18	17	35	9	0	1	1	46
NAVAN	11	9	20	7	0	0	0	27
TRIM	7	2	9	2	0	0	0	11
<b>MEATH/WESTMEATH</b>	<b>72</b>	<b>43</b>	<b>115</b>	<b>25</b>	<b>3</b>	<b>3</b>	<b>1</b>	<b>147</b>
DUNGARVAN	8	2	10	2	0	1	0	13
KILKENNY	14	24	38	7	1	1	1	48
THOMASTOWN	8	14	22	9	0	0	0	31
TRAMORE	9	3	12	2	1	1	0	16
WATERFORD	17	13	30	13	1	1	1	46
<b>WATERFORD/KILKENNY</b>	<b>56</b>	<b>56</b>	<b>112</b>	<b>33</b>	<b>3</b>	<b>4</b>	<b>2</b>	<b>154</b>
BALTINGLASS	7	5	12	3	1	1	0	17
BRAY	12	6	18	5	0	1	0	24
ENNISCORTHY	10	7	17	3	1	1	0	22
NEW ROSS	8	4	12	2	0	0	0	14
WEXFORD	14	9	23	6	4	1	1	35
WICKLOW	9	7	16	5	0	4	1	26
<b>WEXFORD/WICKLOW</b>	<b>60</b>	<b>38</b>	<b>98</b>	<b>24</b>	<b>6</b>	<b>8</b>	<b>2</b>	<b>138</b>

Following a full Fleet Category Review undertaken on August 9th 2019, 1 vehicle listed as 'Others' was reclassified as 'Vans' & 127 vehicles listed as 'Others' and 27 vehicles listed as '4x4' were reclassified as 'Cars'.

This Data is correct as of 31/08/2025 and will be updated as of 01/09/2025



## Joint Resources Working Group as at 31/08/2025

### Vehicles Removed from Fleet from 01/01/2025 to 31/08/2025 by Type as at 31/08/2025

	Cars			Vans	Motorcycles	4 x 4	Others	Total
	Marked	Unmarked	Total	Total	Total	Total	Total	
<b>Total</b>	84	94	178	6	26	1	1	212
January 2025	1	0	1	0	0	0	0	1
February 2025	10	3	13	0	0	0	0	13
March 2025	17	33	50	0	0	1	0	51
April 2025	15	14	29	0	0	0	0	29
May 2025	5	5	10	3	11	0	0	24
June 2025	14	11	25	0	0	0	1	26
July 2025	14	16	30	0	9	0	0	39
August 2025	8	12	20	3	6	0	0	29

### Vehicles Assigned to Fleet from 01/01/2025 to 31/08/2025 by Type as at 31/08/2025

	Cars			Vans	Motorcycles	4 x 4	Others	Total
	Marked	Unmarked	Total	Total	Total	Total	Total	
<b>Total</b>	128	113	241	42	4	3	8	298
January 2025	20	12	32	6	0	0	2	40
February 2025	27	14	41	9	2	0	1	53
March 2025	20	19	39	5	0	1	0	45
April 2025	2	17	19	6	0	1	1	27
May 2025	11	13	24	10	0	0	2	36
June 2025	13	14	27	5	0	1	0	33
July 2025	27	14	41	1	1	0	0	43
August 2025	8	10	18	0	1	0	2	21

Following a full Fleet Category Review undertaken on August 9th 2019, 1 vehicle listed as 'Others' was reclassified as 'Vans' & 127 vehicles listed as 'Others' and 27 vehicles listed as '4x4' were reclassified as 'Cars'.

This Data is correct as of 31/08/2025 and will be updated as of 01/09/2025

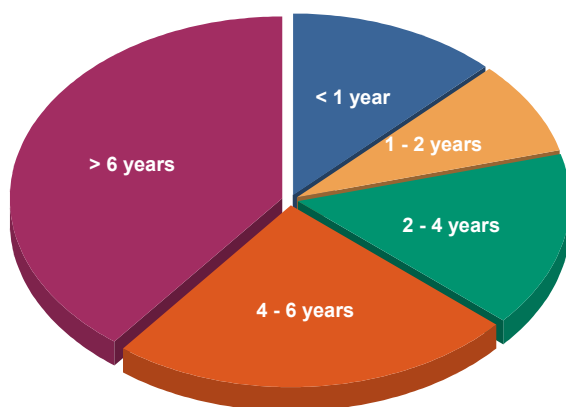


## Joint Resources Working Group as at 31/08/2025

### Strength of Garda Fleet, broken down by Age as at 31/08/2025

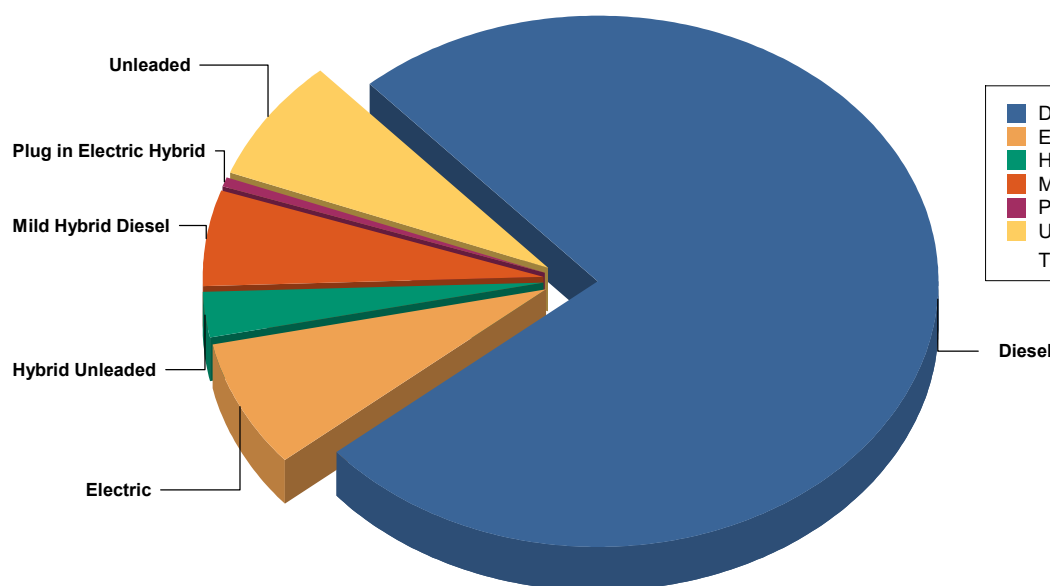
	Cars	Vans	Motorcycles	4 x 4	Others	Total	% of Total
Total	2,716	661	138	99	61	3,675	100%
< 1 year	354	61	30	3	10	458	12%
1 - 2 years	195	97	12	2	2	308	8%
2 - 4 years	502	59	11	4		576	16%
4 - 6 years	724	90	25	36	5	880	24%
> 6 years	941	354	60	54	44	1,453	40%

Vehicle age is calculated from date of commission.



< 1 year	458	12.5%
1 - 2 years	308	8.4%
2 - 4 years	576	15.7%
4 - 6 years	880	23.9%
> 6 years	1,453	39.5%
Total:	3,675	100.0%

### Strength of Garda Fleet, broken down by Fuel Type as at 31/08/2025



Diesel	2774	75.5%
Electric	287	7.8%
Hybrid Unleaded	104	2.8%
Mild Hybrid Diesel	209	5.7%
Plug in Electric Hybrid	30	0.8%
Unleaded	271	7.4%
Total:	3675	100.0%

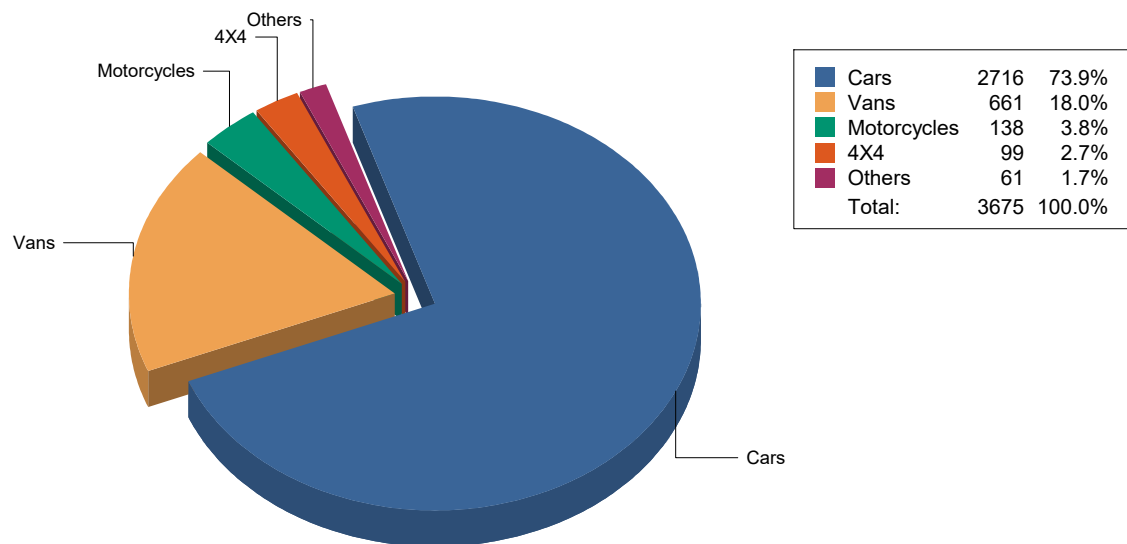
Following a full Fleet Category Review undertaken on August 9th 2019, 1 vehicle listed as 'Others' was reclassified as 'Vans' & 127 vehicles listed as 'Others' and 27 vehicles listed as '4x4' were reclassified as 'Cars'.

This Data is correct as of 31/08/2025 and will be updated as of 01/09/2025

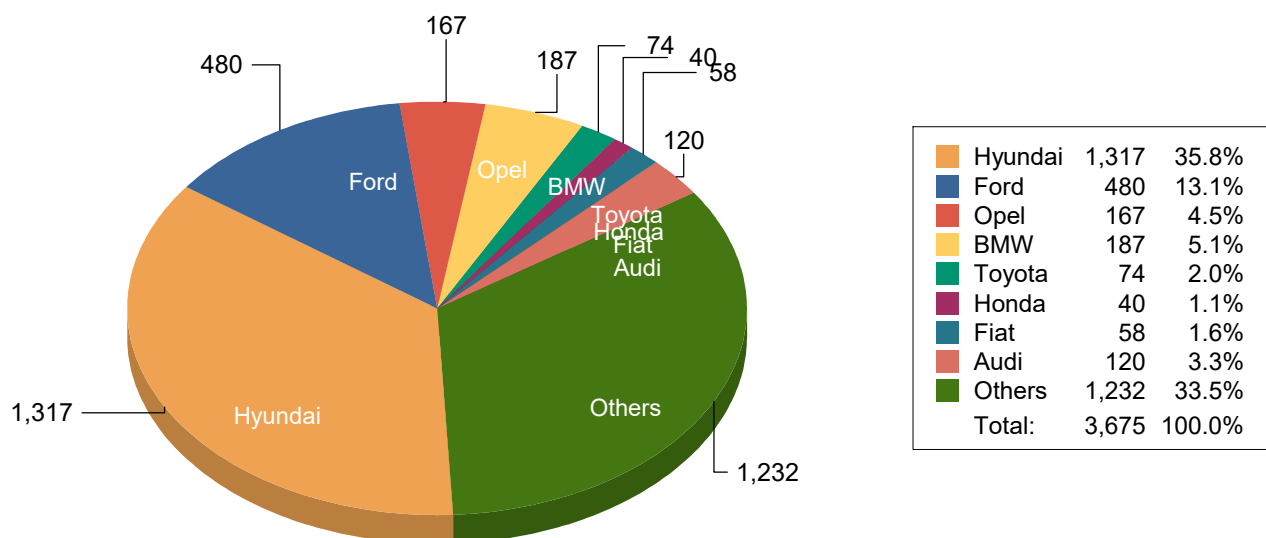


## Joint Resources Working Group as at 31/08/2025

### Strength of Garda Fleet, broken down by Type as at 31/08/2025



### Strength of Garda Fleet, broken down by Make as at 31/08/2025



Following a full Fleet Category Review undertaken on August 9th 2019, 1 vehicle listed as 'Others' was reclassified as 'Vans' & 127 vehicles listed as 'Others' and 27 vehicles listed as '4x4' were reclassified as 'Cars'.

This Data is correct as of 31/08/2025 and will be updated as of 01/09/2025