

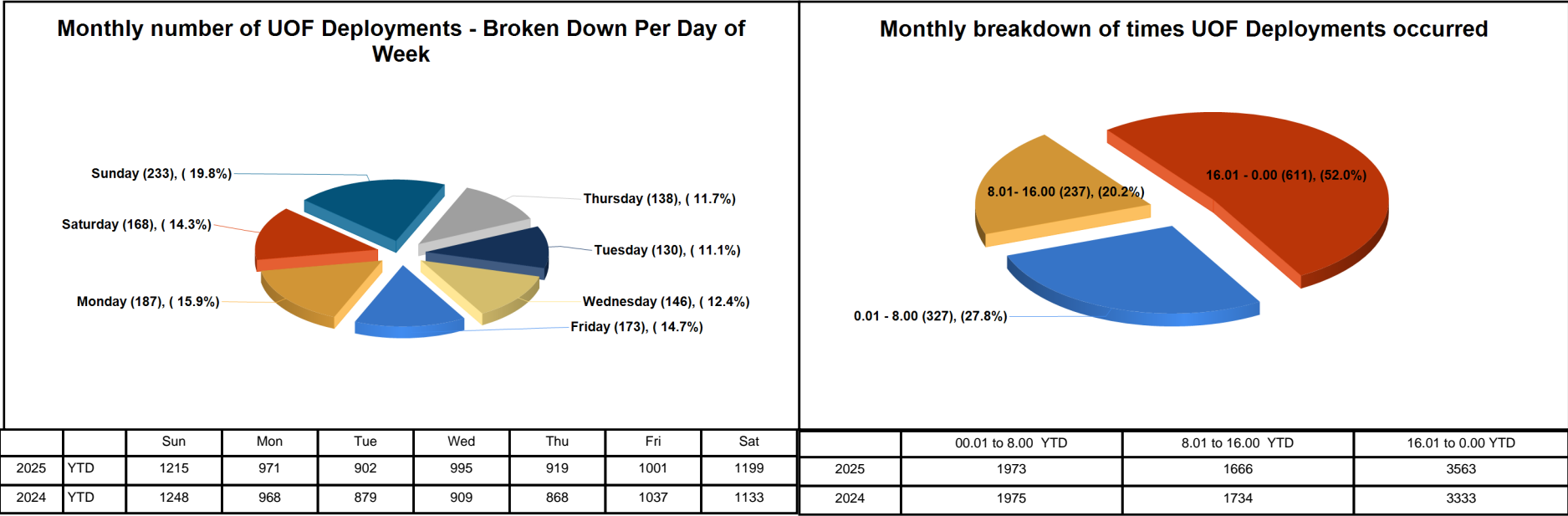


# Reported Use of Force


June 2025

THIS DOCUMENT IS SELF CONTAINED AND SHOULD NOT BE COMPARED OR LINKED TO OTHER SOURCES. THE INFORMATION IS CORRECT AS OF July 3, 2025 at 12:20:01. PLEASE NOTE THIS IS AN AUTOMATED GENERATED REPORT. Each Incident may contain a number of Use of Force Deployments. This may be due to numerous Garda Members attending the incident or different equipment/tactics being utilised.  
**UoF deployments also include locations (breaching tools), animals (angry dog) & vehicles (stinger device)**

TOTAL RECORDED USE OF FORCE (INCIDENTS)	Month	1,112	YTD	6,650
TOTAL RECORDED USE OF FORCE (DEPLOYMENTS)	Month	1175	YTD	7202
Number of Incidents on PULSE	Month	110,288	YTD	727,172
% of Incidents involving Use of Force	Month	1.0083%	YTD	0.9145%




Civilians injured during UOF Incident




Month: 20, YTD: 137

Garda Members injured during UOF Incident




Month: 14, YTD: 119

Pepper Spray\*




Month: 113, YTD: 736

Baton (Used)




Month: 22, YTD: 166

Handcuffs (Used)




Month: 1041, YTD: 6238

Anti Spit Guard (Used)

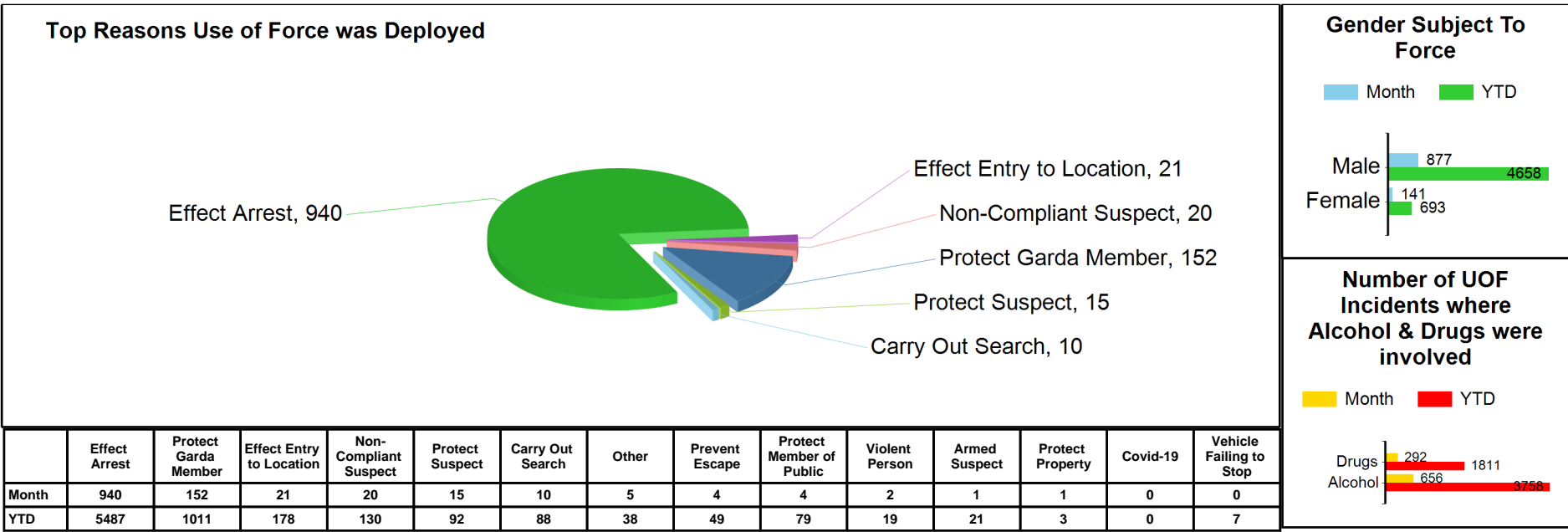
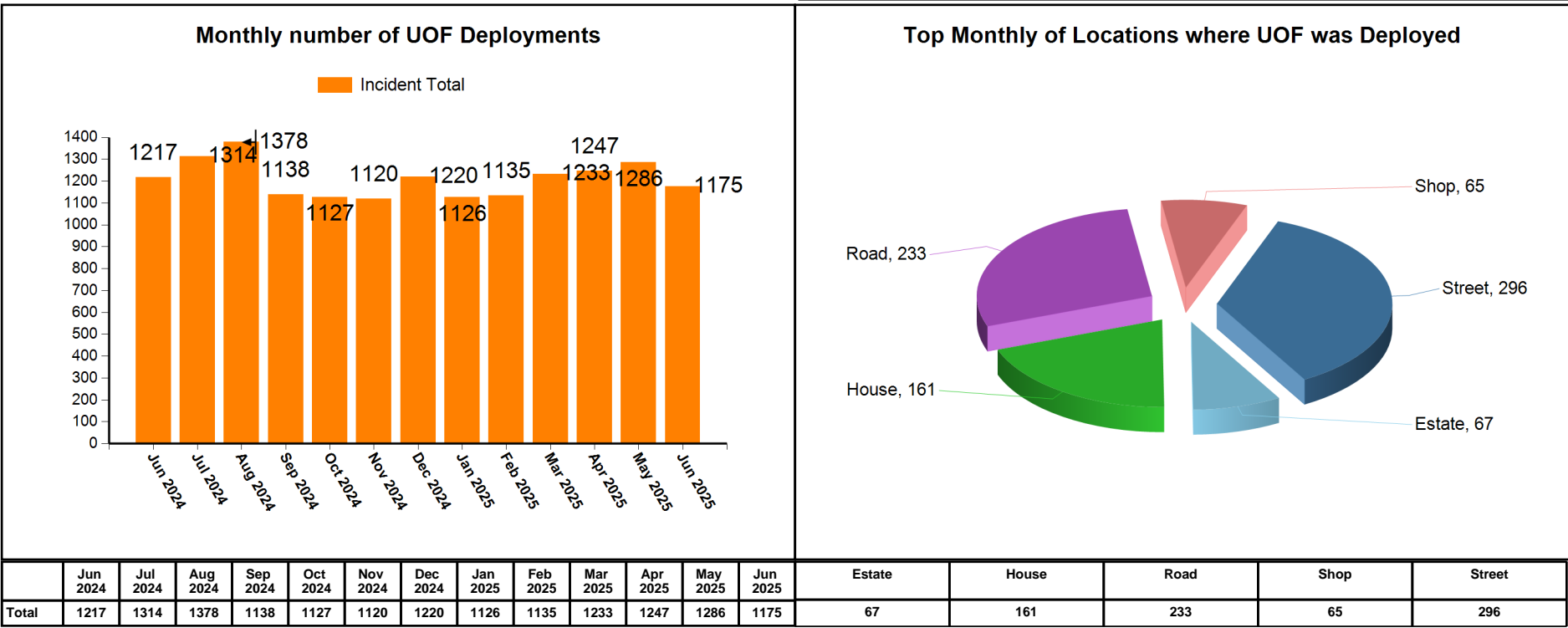


Month: 1, YTD: 2

Unarmed Restraint Used



Month: 169, YTD: 1183



Taser (Used)



Month: 3, YTD: 18

Less Lethal Firearm

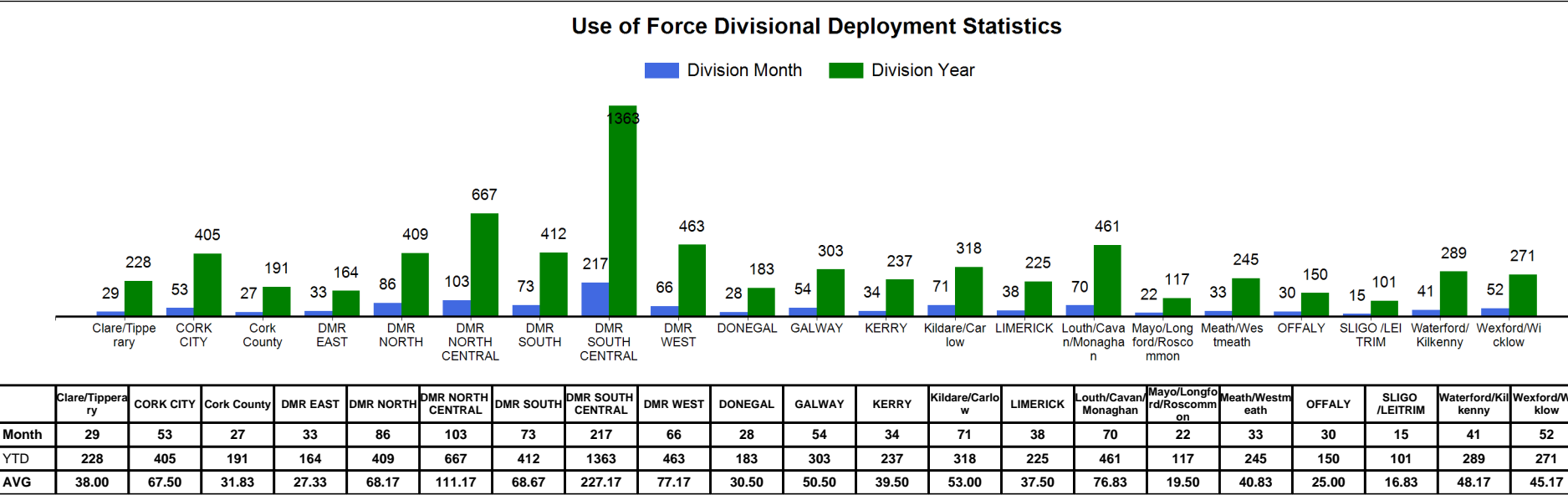


Month: 2, YTD: 9

Firearm (Used) \*\*



Month: 0, YTD: 2



NOTES: This is operational information which may be subject to change. Previous monthly incident data totals reported may change and affect YTD figures. Use of Force Incidents can be created outside of the monthly parameters. \*Use of Force incidents can include multiple persons subject to force \*\*This report is generated from information contained on the Garda Síochána PULSE system as per report issue date. \*\*\*UoF deployments also include locations (breaching tools), animals (angry dog) & vehicles (stinger device)