

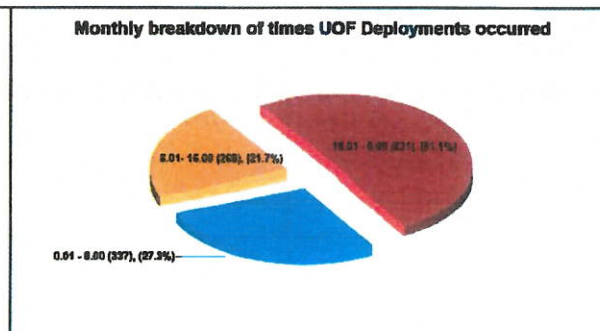
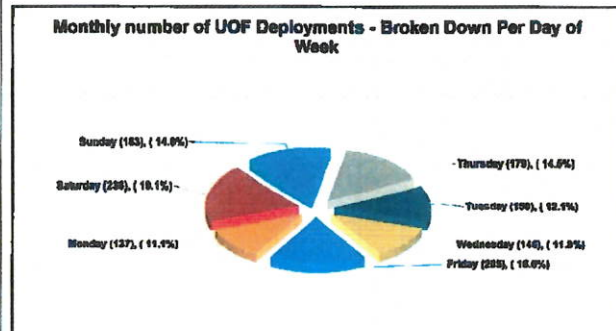


# Reported Use of Force

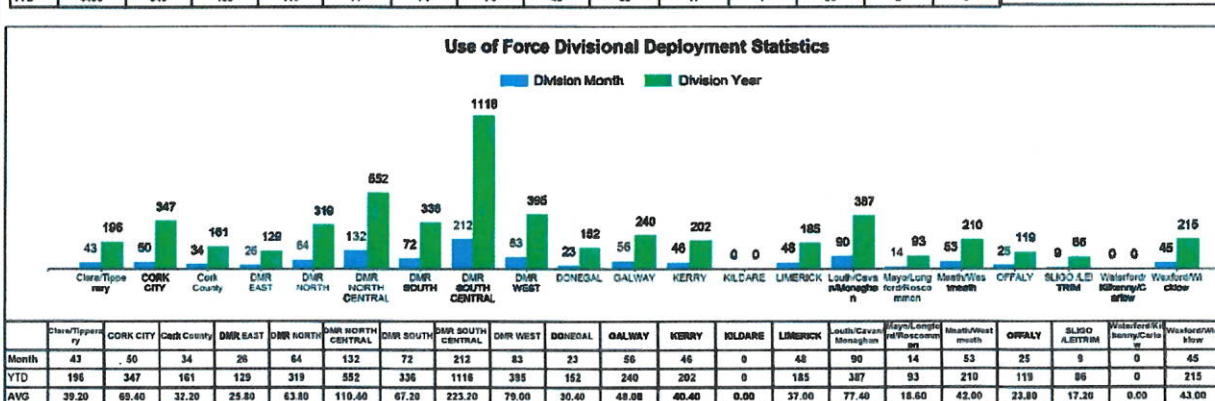
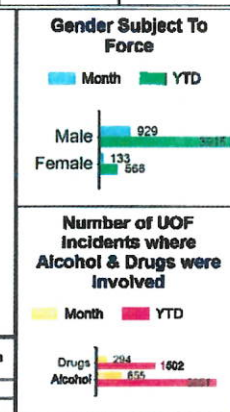
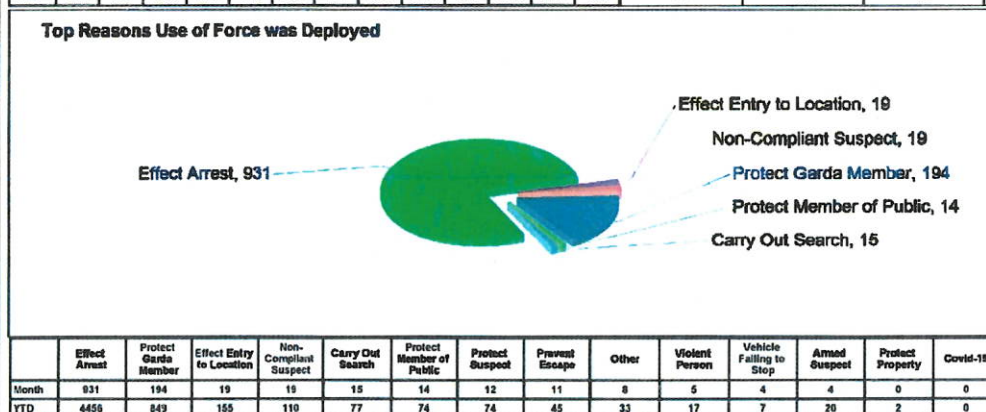
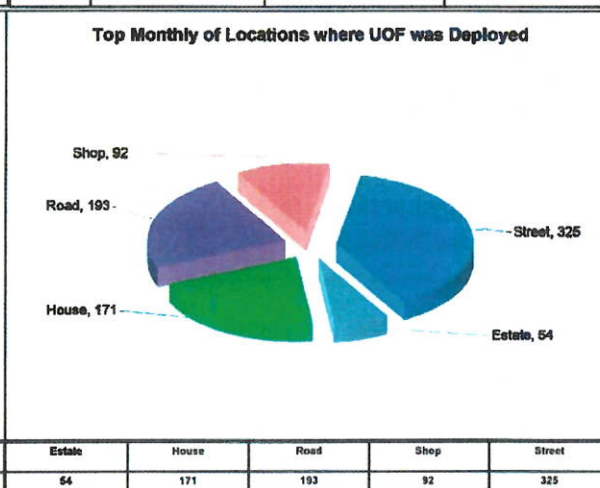
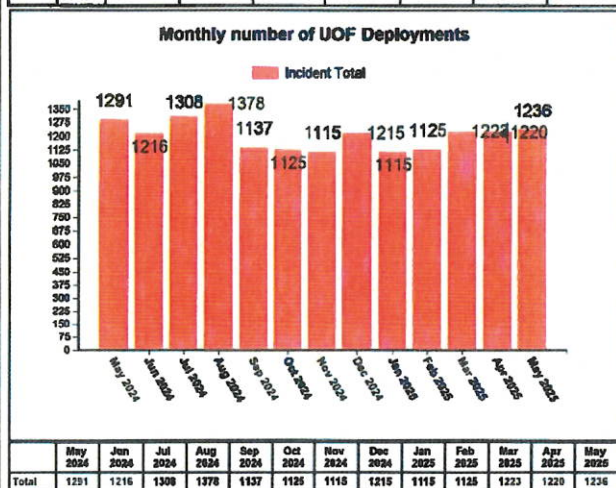
May 2025

THIS DOCUMENT IS SELF CONTAINED AND SHOULD NOT BE COMPARED OR LINKED TO OTHER SOURCES. THE INFORMATION IS CORRECT AS OF June 9, 2025 at 13:54:20. PLEASE NOTE THIS IS AN AUTOMATED GENERATED REPORT. Each Incident may contain a number of Use of Force Deployments. This may be due to numerous Garda Members attending the incident or different equipment/tactics being utilised. UoF deployments also include locations (breaching tools), animals (angry dog) & vehicles (stinger device)

TOTAL RECORDED USE OF FORCE (INCIDENTS)	Month	1,155	YTD	5,447
TOTAL RECORDED USE OF FORCE (DEPLOYMENTS)	Month	1236	YTD	5919
Number of Incidents on PULSE	Month	121,147	YTD	606,430
% of Incidents Involving Use of Force	Month	0.9534%	YTD	0.8982%



	Sun	Mon	Tue	Wed	Thu	Fri	Sat	00:01 to 8:00 YTD	8:01 to 16:00 YTD	16:01 to 24:00 YTD
2025 YTD	954	778	764	825	758	818	1012	1518	1369	2902
2024 YTD	1007	815	749	759	719	657	913	1835	1427	2757



Civilians Injured during UOF Incident	Month	YTD
	25	118
Garda Members Injured during UOF Incident	Month	YTD
	20	98
Pepper Spray*	Month	YTD
	131	616
Baton (Used)	Month	YTD
	29	144
Handcuffs (Used)	Month	YTD
	1089	5100
Anti Spit Guard (Used)	Month	YTD
	0	1
Unarmed Restraint Used	Month	YTD
	199	893
Taser (Used)	Month	YTD
	0	15
Less Lethal Firearm	Month	YTD
	0	7
Firearm (Used) **	Month	YTD
	0	2

NOTES: This is operational information which may be subject to change. Previous monthly incident data totals reported may change and affect YTD figures. Use of Force Incidents can be created outside of the monthly parameters. \*Use of Force Incidents can include multiple persons subject to force \*\*This report is generated from information contained on the Garda Síochána PULSE system as per report issue date. \*\*\*UoF deployments also include locations (breaching tools), animals (angry dog) & vehicles (stinger device)

June 25

Use of Force Comparison – April 2025/May 2025				
Category	Apr-24	May-25	Increase/ Decrease	% Change
Total UOF for Month	1096	1155	59	5%
Civilians Injured	30	25	-5	-17%
Garda Members Injured	16	20	4	25%
Pepper Spray Deployed	126	131	5	4%
Batons	37	29	-8	-22%
Handcuffs	1006	1089	83	8%
Anti-spit guard	0	0	0	*
Unarmed Restraint	181	199	18	10%
Taser	2	0	-2	-100%
Less Lethal Firearm	1	0	-1	-100%
Firearm	1	0	-1	-100%
Gender Subject to Force - Male	856	929	73	9%
Gender Subject to Force - Female	128	133	5	4%
Drugs Involved	304	294	-10	-3%
Alcohol Involved	588	655	67	11%
Division with highest level UOF - DMR South Central	258	212	-46	-18%
Percentage of UOF Deployments occurring Friday, Saturday & Sunday	45%	51%	6%	13%

\* NC Percentage figure of 0 is not calculable